



**COLORADO CITY METROPOLITAN DISTRICT  
PUBLIC NOTICE  
BOARD OF DIRECTORS STUDY SESSION  
Amended**

A study session for the Board of Directors of the Colorado City Metropolitan District will be held Tuesday August 9, 2022, beginning at 6:00 p.m.

1. **Valley First presentation**
2. **Bids for ARPA project**
3. **Duell Well**
4. **DAF information Report**
5. **Chemical for lake**
6. **Discussion of workshop for asset Management**
7. **Community Newsletter**
8. **Budget Committee**
9. Post Office SRDA trip to PO on Saturday's
10. CCAAC Review

**BOARD OF DIRECTORS REGULAR MEETING**

A regular meeting of the Board of Directors of the Colorado City Metropolitan District will be held Tuesday August 9, 2022, beginning at 6:15 p.m.

1. CALL TO ORDER.
2. PLEDGE OF ALLEGIANCE.
3. MOMENT OF SILENT REFLECTION.
4. QUORUM CHECK
5. APPROVAL OF AGENDA
6. APPROVAL OF MINUTES.

Regular Meeting July 26, 2022  
CCACC Minutes July 28, 2022

7. BILLS PAYABLE.
8. FINANCIAL REPORT.
9. OPERATIONAL REPORT.
  - a. CCMD Directors
  - b. Beckwith Dam report
  - c. Committee Reports
10. READING BY CHAIRPERSON OF THE STATEMENT OF CONDUCT AND DEMEANOR.
11. CITIZENS INPUT.
12. ATTORNEYS REPORT:
13. AGENDA ITEMS:

Chemical for	Discussion/Action
Accepting of Bids for ARPA	Discussion/Action
<b>Duell Well</b>	<b>Discussion/Action</b>
14. OLD BUSINESS. Covenants Lawyer/Applewood Park/Thissel problem on old golf /  
Duell well/ Utility Director/Gravel Status /Lot Line Vacation for 70 & 71 unit 20

15. NEW BUSINESS: Rim Rock Heights Proposal

16. CCACC:

A. New Construction

1.

2.

B. Actions

a. 3 First Letters

b. 6 Second letters

c. 4 Third letters

d. 0 Unauthorized Structure

17. CORRESPONDENCE:

18. EXECUTIVE SESSION:

19. ADJOURNMENT.

The meeting will be held at the Administration Building located at 4497 Bent Brothers Blvd., Colorado City, CO. 81019. Alternate location if so needed will be at the Recreation Center located at 5000 Cuerno Verde, Colorado City, CO. 81019.

**Colorado City Metropolitan District**

**4497 Bent brothers Blvd**

**PO Box 20229**

**Colorado City, Colorado 81019**

**Posted August 5, 2022**

James Eccher is inviting you to a scheduled Zoom meeting.

Topic: Colorado City Metropolitan District Study/Meeting August 9,2022

Time: Aug 9, 2022 06:00 PM Mountain Time (US and Canada)

Join Zoom Meeting

<https://us02web.zoom.us/j/82560775868?pwd=Tmo1WlJFbWY4MVZHMjZ3QXBdTUIXdz09>

Meeting ID: 825 6077 5868

Passcode: 443176

One tap mobile

+12532158782,,82560775868#,,,,\*443176# US (Tacoma)

+13462487799,,82560775868#,,,,\*443176# US (Houston)

Dial by your location

+1 253 215 8782 US (Tacoma)

+1 346 248 7799 US (Houston)

+1 669 444 9171 US

+1 669 900 9128 US (San Jose)

+1 646 558 8656 US (New York)

+1 646 931 3860 US

+1 301 715 8592 US (Washington DC)

+1 312 626 6799 US (Chicago)

+1 386 347 5053 US

+1 564 217 2000 US

Meeting ID: 825 6077 5868

Passcode: 443176 Find your local number: <https://us02web.zoom.us/j/82560775868?pwd=Tmo1WlJFbWY4MVZHMjZ3QXBdTUIXdz09>

**COLORADO CITY METROPOLITAN DISTRICT  
WATER SYSTEM IMPROVEMENTS - 2022  
MACRO LEVEL BUDGET ANALYSIS**  
Thursday, August 4, 2022

A. Funding:

Pueblo County - ARPA Grant	<u>\$3,640,000.00</u>	
Total:	<u>\$3,640,000.00</u>	\$3,640,000.00

B. Committed Funds

1. Administrative		
a. Advertising/Administrative	\$500.00	
b. Project Audit	<u>\$3,500.00</u>	
Subtotal:	<u>\$4,000.00</u>	\$4,000.00

C. Engineering Related:

1. Design/Contract Administration	\$120,500.00	
2. Construction Observation <sup>1)</sup>	\$135,000.00	
3. Other Services:		
a. County Permit	\$2,000.00	
b. Easement/Property Ownership Evaluation	\$5,000.00	
c. Geotechnical <sup>1)</sup>	\$10,000.00	
d. Reproduction	\$2,000.00	
e. Funding Administration <sup>1)</sup>	\$30,000.00	
f. CDPHE Submissions <sup>1)</sup>	<u>\$4,000.00</u>	
Subtotal:	<u>\$308,500.00</u>	<u>\$308,500.00</u>

1) Reflects projected budget

Total Committed Funds:	\$312,500.00	<u>\$312,500.00</u>
Funds Available for Construction/Contingencies		<u>\$3,327,500.00</u>

D. Construction Award

1. Water System Improvements - Schedule 1: Red Cloud Road, Bosse Court and Douglas Way Water Main Replacement - Base Bid		
a. Base Bid - RMS Utilities	\$1,388,129.60	
b. Alternative No. 1 - Pate Construction	<u>\$1,309,235.00</u>	
Total Committed Amount		<u>\$1,309,235.00</u>
2. Water System Improvements - Schedule 2: Talley Drive Water Main Replacement And Tank 3 Improvements - Base Bid		
a. Base Bid - Yocam Construction, LLC.	\$721,275.16	
b. Alternative No. 1 - Yocam Construction, LLC	\$624,510.50	
c. Schedule 2: Alternative No. 3 - Tank 3 Access Road Grading	<u>\$6,500.00</u>	
Total Committed Amount		<u>\$631,010.50</u>

3. Water System Improvements - Schedule 3: Water Tank 1, 2 and 3 Improvements		
a. Base Bid - Swedish		<u>\$1,180,375.00</u>
	Total Committed Amount	<u>\$1,180,375.00</u>
<b>Total Construction Award:</b>		<b><u>\$3,120,620.50</u></b>
<b>Project Contingencies</b>		<b>\$206,879.50</b>

**GMS, INC.**  
CONSULTING ENGINEERS  
611 NORTH WEBER, SUITE 300  
COLORADO SPRINGS, COLORADO 80903-1074

TELEPHONE (719) 475-2935  
TELEFAX (719) 475-2938

EDWARD D. MEYER, P.E.  
ROGER J. SAMS, P.E.  
JASON D. MEYER, P.E.  
DAVID R. FRISCH, P.L.S.

THOMAS A. McCLERNAN, P.E.  
MARK A. MORTON, P.E.  
KEN L. WHITE, P.L.S.

August 4, 2022

**VIA EMAIL TRANSMISSION ONLY (10 TOTAL PAGES)**

TO: KR Swerdfeger Construction, Inc. (st all bidders)      Scott.Baysinger@krswerd.com  
Pate Construction Co., Inc.      brianb@pateconstruction.net  
RMS Utilities, Inc.      bmalouff2002@yahoo.com  
Swedish Industrial Painting      andrew@swedishindustrialcoatings.com  
Viking Painting LLC      bids@viptanks.com  
Yocam Construction, LLC      aj@viptanks.com  
dyocam@yocamconstruction.com

RE: Colorado City Metropolitan District  
Water System Improvements - 2022

Gentlemen:

Enclosed for your records is a copy of the detailed bid tabulation prepared for the referenced project. Award of this project is anticipated to be made at the next regularly scheduled board meeting.

Thank you for submitting a bid on this project.

Sincerely,



Lauri M. Edgar,  
Executive Assistant

/lme  
Enclosure

ec: Mr. Jim P. Eccher, General Manager, Colorado City Metropolitan District (w/enclosure)

Item	Description	Quantity	Unit	Pate Construction Co., Inc.		RMS Utilities, Inc.		KR Swerdfeger Construction, Inc.		Yoram Construction, LLC		Swedish Industrial Coatings		Viking Industrial Painting		Engineer's Estimate				
				Unit Price	Total Price	Unit Price	Total Price	Unit Price	Total Price	Unit Price	Total Price	Unit Price	Total Price	Unit Price	Total Price	Unit Price	Total Price			
<b>SCHEDULE 1: RED CLOUD ROAD, BOSSE COURT, AND DOUGLAS WAY WATER MAIN REPLACEMENT - BASE BID</b>																				
1.	Mobilization and complete traffic control plans	1	LS	\$21,473.00	\$21,473.00	\$13,500.00	\$13,500.00	\$36,310.00	\$36,310.00											
2.	Temporary water jumper system utilizing fire hydrants or other acceptable methods	1	LS	\$30,000.00	\$30,000.00	\$45,000.00	\$45,000.00	\$21,500.00	\$21,500.00											
3.	PVC water lines in same location as existing water main	1	LS	\$19,000.00	\$19,000.00	\$137,500.00	\$137,500.00	\$36,450.00	\$36,450.00											
4.	a. 12-inch diameter C900 DR18 PVC	675	LF	\$150.00	\$101,250.00	\$145.00	\$97,875.00	\$178.60	\$120,555.00											
				\$185.00	\$598,350.00	\$114.50	\$345,561.00	\$276.75	\$895,231.50											
				\$100.00	\$59,000.00	\$99.04	\$58,433.60	\$95.00	\$56,050.00											
5.	a. 8-inch diameter	4	EA	\$4,000.00	\$16,000.00	\$5,800.00	\$23,200.00	\$5,173.00	\$20,692.00											
				\$2,000.00	\$24,000.00	\$3,400.00	\$40,800.00	\$3,986.00	\$40,752.00											
6.	b. 8-inch diameter (Quantity includes 6" valves on new fire hydrant installations.)	15	EA	\$1,800.00	\$27,000.00	\$2,400.00	\$36,000.00	\$2,803.00	\$42,045.00											
				\$15.00	\$225.00	\$22.00	\$330.00	\$13.00	\$195.00											
7.	c. 6-inch diameter PVC Water Main	6	EA	\$6,000.00	\$36,000.00	\$5,200.00	\$31,200.00	\$7,143.00	\$42,858.00											
				\$6,000.00	\$36,000.00	\$5,200.00	\$31,200.00	\$7,143.00	\$42,858.00											
				\$6,000.00	\$36,000.00	\$5,200.00	\$31,200.00	\$7,143.00	\$42,858.00											
8.	b. 6-inch diameter PVC Water Main	1	EA	\$1,990.00	\$1,990.00	\$950.00	\$950.00	\$2,712.00	\$2,712.00											
				\$1,850.00	\$1,850.00	\$930.00	\$930.00	\$3,185.00	\$3,185.00											
9.	a. 8-inch diameter PVC Water Main	9	EA	\$1,990.00	\$17,810.00	\$950.00	\$8,550.00	\$2,712.00	\$24,408.00											
				\$1,850.00	\$16,650.00	\$930.00	\$8,370.00	\$3,185.00	\$28,230.00											
10.	a. 12-inch diameter PVC Water Main	2	EA	\$1,980.00	\$3,960.00	\$1,050.00	\$2,100.00	\$3,282.00	\$6,564.00											
				\$1,950.00	\$3,900.00	\$1,030.00	\$2,060.00	\$3,235.00	\$6,470.00											
11.	b. 8-inch diameter PVC Water Main	8	EA	\$1,950.00	\$15,600.00	\$1,030.00	\$8,240.00	\$3,235.00	\$25,880.00											
				\$1,920.00	\$15,360.00	\$1,025.00	\$8,200.00	\$3,215.00	\$25,790.00											

Item	Description	Quantity	Unit	Pale Construction Co., Inc.		RMS Utilities, Inc.		KR Sweddeger Construction, Inc.		Yoram Construction, LLC		Swedish Industrial Coatings		Viking Industrial Painting		Engineer's Estimate		
				Unit Price	Total Price	Unit Price	Total Price	Unit Price	Total Price	Unit Price	Total Price	Unit Price	Total Price	Unit Price	Total Price	Unit Price	Total Price	
11.	PEX service line between the new corporation stop and connection to existing service line																	
	a. 1-inch diameter	250	LF	\$50.00	\$12,500.00	\$65.00	\$16,250.00	\$20.20	\$5,050.00									
	b. 3/4-inch diameter	150	LF	\$50.00	\$7,500.00	\$64.00	\$9,600.00	\$20.20	\$3,030.00									
12.	8-inch PVC pipe, fittings, joint restraints and tracer wire for new water main lowering																	
	a. Close corporation stop where the service line is connected to the existing 6-inch water main at the intersection of Red Cloud Road and Buckskin Avenue	1	LS	\$20,000.00	\$20,000.00	\$5,400.00	\$5,400.00	\$13,202.00	\$13,202.00									
13.	Cap existing service line on the west side of Red Cloud Road at Station 5+84	1	LS	\$2,000.00	\$2,000.00	\$450.00	\$450.00	\$3,894.00	\$3,894.00									
14.	Connections between new and existing water mains and plugging existing means in locations shown on the Drawings	1	LS	\$2,000.00	\$2,000.00	\$850.00	\$850.00	\$7,787.00	\$7,787.00									
	a. 8"x8" Cross Connection	1	EA	\$5,500.00	\$5,500.00	\$5,200.00	\$5,200.00	\$10,219.00	\$10,219.00									
	b. 8" In-Line Connection	1	EA	\$8,000.00	\$8,000.00	\$2,250.00	\$2,250.00	\$10,219.00	\$10,219.00									
	c. 6" In-Line Connection	4	EA	\$4,900.00	\$19,600.00	\$2,150.00	\$8,600.00	\$6,884.00	\$27,456.00									
	d. 12"x12" Tee Connection	1	EA	\$2,700.00	\$2,700.00	\$7,200.00	\$7,200.00	\$10,420.00	\$10,420.00									
	e. 8"x8" Tee Connection	1	EA	\$2,500.00	\$2,500.00	\$3,200.00	\$3,200.00	\$10,219.00	\$10,219.00									
15.	Flowable fill around new water main as shown in Section A on Sheet 12 of Flowable fill concrete above new water main up to spring line of existing storm sewer main	86	LF	\$195.00	\$16,770.00	\$110.00	\$9,460.00	\$37.00	\$3,182.00									
16.	Remove and replace existing asphalt surface	4	EA	\$2,500.00	\$10,000.00	\$110.00	\$440.00	\$300.00	\$1,200.00									
17.	8-inch thick concrete replacement	1,615	SY	\$54.00	\$87,210.00	\$75.00	\$121,125.00	\$71.80	\$115,957.00									
18.	6-inch wide concrete curb replacement	50	SF	\$50.00	\$2,500.00	\$36.00	\$1,800.00	\$32.00	\$1,600.00									
19.	1-inch thick total compacted thickness, hot mix asphalt overlay of entire street width, CDOT grading SX	50	LF	\$50.00	\$2,500.00	\$36.00	\$1,800.00	\$100.00	\$5,000.00									
20.	Non-irrigated grass seeding on all disturbed areas	10,230	SY	\$18.00	\$184,140.00	\$19.50	\$199,485.00	\$17.10	\$174,933.00									
21.	Demolition	1	AC	\$3,400.00	\$3,400.00	\$15,500.00	\$15,500.00	\$1,801.00	\$1,801.00									
22.	Total Schedule 1 - Base Bid:	1	LS	\$14,315.00	\$14,315.00	\$9,000.00	\$9,000.00	\$16,000.00	\$16,000.00									
23.					\$1,434,993.00		\$1,388,129.60		\$1,834,241.50									

Item	Description	Quantity	Unit	Pate Construction Co., Inc.		RMS Utilities, Inc.		KR Swerdinger Construction, Inc.		Yocam Construction LLC		Swedish Industrial Coatings		Viking Industrial Painting		Engineer's Estimate		
				Unit Price	Total Price	Unit Price	Total Price	Unit Price	Total Price	Unit Price	Total Price	Unit Price	Total Price	Unit Price	Total Price	Unit Price	Total Price	
<b>SCHEDULE 1 - ALTERNATE NO. 1:</b>																		
1.	1. Mobilization and complete traffic control plans	1	LS	\$17,004.00	\$17,004.00	\$13,500.00	\$13,500.00	\$36,038.00	\$36,038.00			\$0.00	\$0.00	\$14,000.00	\$14,000.00		\$20,000.00	\$20,000.00
2.	2. PVC water lines in different location	1	LS	\$25,000.00	\$25,000.00	\$45,000.00	\$45,000.00	\$26,345.00	\$26,345.00			\$0.00	\$0.00	\$50,000.00	\$50,000.00		\$20,000.00	\$20,000.00
3.	a. 12-inch diameter C900	670	LF	\$150.00	\$100,500.00	\$145.00	\$97,150.00	\$150.30	\$100,701.00			\$0.00	\$0.00	\$95.00	\$63,650.00		\$63,650.00	\$63,650.00
	b. 8-inch diameter C900	3,035	LF	\$145.00	\$440,075.00	\$114.50	\$347,507.50	\$112.00	\$339,920.00			\$0.00	\$0.00	\$80.00	\$242,800.00		\$242,800.00	\$242,800.00
	c. 6-inch diameter C900 includes Besse Court, Douglas Way and lateral footage associated with new fire hydrant installations.)	590	LF	\$95.00	\$56,050.00	\$99.04	\$58,433.60	\$96.00	\$56,050.00			\$0.00	\$0.00	\$90.00	\$52,900.00		\$52,900.00	\$52,900.00
4.	Furnish and install gate valves and Pueblo style riser box.	4	EA	\$4,000.00	\$16,000.00	\$5,800.00	\$23,200.00	\$5,154.00	\$20,616.00			\$0.00	\$0.00	\$3,590.00	\$14,000.00		\$14,000.00	\$14,000.00
	a. 12-inch diameter	12	EA	\$2,000.00	\$24,000.00	\$3,400.00	\$40,800.00	\$3,378.00	\$40,536.00			\$0.00	\$0.00	\$2,400.00	\$28,800.00		\$28,800.00	\$28,800.00
	b. 8-inch diameter (Quantity includes 6 valves on new fire hydrant installations.)	15	EA	\$1,800.00	\$27,000.00	\$2,400.00	\$36,000.00	\$2,786.00	\$41,790.00			\$0.00	\$0.00	\$2,200.00	\$33,000.00		\$33,000.00	\$33,000.00
5.	Furnish and install Class "B" bedding extending from 6 inches below to 12 inches above the pipe for water line installations as directed by the Engineer and all incidental materials of construction, complete in place.	4,295	LF	\$15.00	\$64,425.00	\$22.00	\$94,490.00	\$13.00	\$55,835.00			\$0.00	\$0.00	\$5.00	\$21,475.00		\$21,475.00	\$21,475.00
	a. 12-inch diameter PVC Water Main	1	EA	\$6,000.00	\$6,000.00	\$5,500.00	\$5,500.00	\$7,383.00	\$7,383.00			\$0.00	\$0.00	\$8,400.00	\$8,400.00		\$8,400.00	\$8,400.00
	b. 8-inch diameter PVC Water Main	6	EA	\$6,000.00	\$36,000.00	\$5,200.00	\$31,200.00	\$7,097.00	\$42,582.00			\$0.00	\$0.00	\$6,200.00	\$37,200.00		\$37,200.00	\$37,200.00
7.	c. 6-inch diameter PVC Water Main	2	EA	\$6,000.00	\$12,000.00	\$4,880.00	\$9,760.00	\$6,743.00	\$13,486.00			\$0.00	\$0.00	\$6,100.00	\$12,200.00		\$12,200.00	\$12,200.00
	Remove and salvage existing fire hydrant and deliver salvageable items to Owner	7	EA	\$1,500.00	\$10,500.00	\$850.00	\$5,950.00	\$650.00	\$4,550.00			\$0.00	\$0.00	\$1,200.00	\$8,400.00		\$8,400.00	\$8,400.00
8.	3/4-inch service lap on new PVC water main	9	EA	\$1,900.00	\$17,100.00	\$950.00	\$8,550.00	\$2,686.00	\$24,174.00			\$0.00	\$0.00	\$0.00	\$0.00		\$1,200.00	\$10,800.00
	a. 6-inch diameter PVC Water	1	EA	\$1,850.00	\$1,850.00	\$930.00	\$930.00	\$2,686.00	\$2,686.00			\$0.00	\$0.00	\$0.00	\$0.00		\$1,100.00	\$1,100.00
	b. 6-inch diameter PVC Water	1	EA	\$1,850.00	\$1,850.00	\$930.00	\$930.00	\$2,686.00	\$2,686.00			\$0.00	\$0.00	\$0.00	\$0.00		\$1,100.00	\$1,100.00
9.	1-inch service tap on new PVC water main	2	EA	\$1,950.00	\$3,900.00	\$1,050.00	\$2,100.00	\$3,250.00	\$6,500.00			\$0.00	\$0.00	\$0.00	\$0.00		\$1,400.00	\$2,800.00
	a. 12-inch diameter PVC Water Main	8	EA	\$1,950.00	\$15,600.00	\$1,050.00	\$8,240.00	\$3,202.00	\$25,616.00			\$0.00	\$0.00	\$0.00	\$0.00		\$1,300.00	\$10,400.00
	b. 6-inch diameter PVC Water																	
NO BID																		



Item	Description	Quantity	Unit	Pate Construction Co., Inc.		RMS Utilities, Inc.		KR Swerdleger Construction, Inc.		Yocam Construction LLC		Swedish Industrial Coatings		Viking Industrial Painting		Engineer's Estimate	
				Unit Price	Total Price	Unit Price	Total Price	Unit Price	Total Price	Unit Price	Total Price	Unit Price	Total Price	Unit Price	Total Price	Unit Price	Total Price
10.	c. 6-inch diameter PVC Water service line between the new corporation stop and connection to existing service line	6	EA	\$1,920.00	\$11,520.00	\$1,025.00	\$6,150.00	\$3,202.00	\$19,212.00							\$1,200.00	\$7,200.00
	a. 1-inch diameter	300	LF	\$60.00	\$15,000.00	\$65.00	\$19,500.00	\$20.20	\$6,060.00							\$35.00	\$10,500.00
	b. 3/4-inch diameter	200	LF	\$50.00	\$10,000.00	\$64.00	\$12,800.00	\$20.20	\$4,040.00							\$32.00	\$6,400.00
11.	8-inch PVC pipe, fittings, joint restraints and tracer wire for new water main lowering	1	LS	\$20,000.00	\$20,000.00	\$5,400.00	\$5,400.00	\$13,100.00	\$13,100.00							\$0.00	\$5,000.00
12.	Close corporation stop where the service line is connected to the existing 6-inch water main at the intersection of Red Cloud Road and Buckskin Avenue	1	LS	\$2,000.00	\$2,000.00	\$450.00	\$450.00	\$3,894.00	\$3,894.00							\$0.00	\$500.00
13.	Cap existing service line on the west side of Red Cloud Road at Station 5+84	1	LS	\$2,000.00	\$2,000.00	\$850.00	\$850.00	\$7,787.00	\$7,787.00							\$0.00	\$500.00
14.	Connections between new and existing water mains and plugging existing mains	1	EA	\$2,000.00	\$2,000.00	\$850.00	\$850.00	\$7,787.00	\$7,787.00							\$0.00	\$500.00
	a. 8"x8" Tee Connection	3	EA	\$2,500.00	\$7,500.00	\$5,200.00	\$15,600.00	\$10,113.00	\$30,339.00							\$0.00	\$5,200.00
	b. 8" In-Line Connection 1 EA	1	EA	\$8,000.00	\$8,000.00	\$2,250.00	\$2,250.00	\$10,113.00	\$10,113.00							\$0.00	\$4,800.00
	c. 6" In-Line Connection 1 EA	4	EA	\$4,000.00	\$16,000.00	\$2,150.00	\$8,600.00	\$6,795.00	\$27,180.00							\$0.00	\$4,700.00
	d. 12"x12" Tee Connection	1	EA	\$2,700.00	\$2,700.00	\$7,200.00	\$7,200.00	\$10,315.00	\$10,315.00							\$0.00	\$5,500.00
15.	Flowable fill around new water main	86	LF	\$195.00	\$16,770.00	\$110.00	\$9,460.00	\$37.00	\$3,182.00							\$0.00	\$60.00
16.	Flowable fill concrete above new water main up to spring line of existing storm sewer main	4	EA	\$2,500.00	\$10,000.00	\$110.00	\$440.00	\$300.00	\$1,200.00							\$0.00	\$60.00
17.	Remove and replace existing asphalt surface	2,500	SY	\$54.00	\$135,000.00	\$75.00	\$187,500.00	\$71.50	\$179,000.00							\$0.00	\$225,000.00
18.	1-inch thick compacted thickness hot mix asphalt overlay of entire street width, CDOT grading SX	10,230	SY	\$16.00	\$163,680.00	\$19.50	\$199,485.00	\$17.00	\$173,910.00							\$0.00	\$81,840.00
19.	Non-irrigated grass seeding on all disturbed areas	1	AC	\$3,400.00	\$3,400.00	\$15,500.00	\$15,500.00	\$1,794.00	\$1,794.00							\$0.00	\$2,500.00
20.	Demobilization	1	LS	\$12,801.00	\$12,801.00	\$9,000.00	\$9,000.00	\$14,500.00	\$14,500.00							\$0.00	\$10,000.00
	<b>Total Schedule 1 - Alternate No. 1:</b>				<b>\$1,309,235.00</b>		<b>\$1,328,498.10</b>		<b>\$1,350,434.00</b>							<b>\$0.00</b>	<b>\$392,965.00</b>

Item	Description	Quantity	Unit	Pale Construction Co., Inc.		RMS Utilities, Inc.		KR Swerdreger Construction, Inc.		Yocam Construction LLC		Swedish Industrial Coatings		Wiking Industrial Painting		Engineer's Estimate			
				Unit Price	Total Price	Unit Price	Total Price	Unit Price	Total Price	Unit Price	Total Price	Unit Price	Total Price	Unit Price	Total Price	Unit Price	Total Price		
<b>SCHEDULE 2 - TALLEY DRIVE WATER MAIN REPLACEMENT IN SAME LOCATION AS EXISTING AND TANK IMPROVEMENTS - BASE BID</b>																			
1	Mobilization and complete	1	LS	\$15,586.00	\$15,586.00	\$13,500.00	\$13,500.00	\$20,700.00	\$20,700.00	\$10,539.16	\$10,539.16	\$0.00	\$0.00	\$0.00	\$0.00	\$0.00	\$0.00	\$3,000.00	\$3,000.00
2	Cut permits and complete traffic control plans	1	LS	\$23,447.00	\$23,447.00	\$32,000.00	\$32,000.00	\$15,450.00	\$15,450.00	\$6,250.00	\$6,250.00	\$0.00	\$0.00	\$0.00	\$0.00	\$0.00	\$0.00	\$3,000.00	\$3,000.00
3	PVC water lines in same location as existing water main																		
	a. 12-inch diameter C900 DR18 PVC	3,795	LF	\$200.00	\$759,000.00	\$145.00	\$550,275.00	\$113.50	\$430,732.50	\$116.00	\$440,220.00	\$0.00	\$0.00	\$0.00	\$0.00	\$0.00	\$0.00	\$110.00	\$417,450.00
	b. 6-inch diameter C900 DR18 PVC (Quantity to associated with new fire hydrant laterals)	55	LF	\$135.00	\$7,425.00	\$99.04	\$5,447.20	\$57.00	\$3,135.00	\$78.00	\$4,290.00	\$0.00	\$0.00	\$0.00	\$0.00	\$0.00	\$80.00	\$4,400.00	
4	Gate valves and Pueblo style riser box	17	EA	\$4,000.00	\$68,000.00	\$63,800.00	\$63,800.00	\$10,088.00	\$110,968.00	\$4,250.00	\$46,750.00	\$0.00	\$0.00	\$0.00	\$0.00	\$0.00	\$0.00	\$3,500.00	\$38,500.00
	a. 12-inch diameter (Quantity includes 6" valves on new fire hydrant installations...)	14	EA	\$1,800.00	\$25,200.00	\$3,400.00	\$47,600.00	\$2,786.00	\$39,004.00	\$2,000.00	\$28,000.00	\$0.00	\$0.00	\$0.00	\$0.00	\$0.00	\$0.00	\$32,000.00	\$30,800.00
	b. 6-inch diameter (Quantity includes 6" valves on new fire hydrant installations...)	3,850	LF	\$15.00	\$57,750.00	\$22.00	\$84,700.00	\$13.00	\$50,050.00	\$22.50	\$86,625.00	\$0.00	\$0.00	\$0.00	\$0.00	\$0.00	\$0.00	\$5.00	\$19,250.00
5	Class "B" bedding																		
6	6-inch fire hydrant assembly on new 12-inch water main	6	EA	\$6,000.00	\$36,000.00	\$5,500.00	\$33,000.00	\$7,429.00	\$44,574.00	\$5,500.00	\$33,000.00	\$0.00	\$0.00	\$0.00	\$0.00	\$0.00	\$0.00	\$6,400.00	\$38,400.00
7	Remove and salvage existing fire hydrant and deliver salvageable to Owner	1	EA	\$1,500.00	\$1,500.00	\$850.00	\$850.00	\$650.00	\$650.00	\$500.00	\$500.00	\$0.00	\$0.00	\$0.00	\$0.00	\$0.00	\$0.00	\$1,200.00	\$1,200.00
8	Connections between new and existing water mains and plugging existing mains in locations shown on the Drawings																		
	a. 12"x6" Cross Connection	1	EA	\$2,700.00	\$2,700.00	\$4,600.00	\$4,600.00	\$10,420.00	\$10,420.00	\$3,500.00	\$3,500.00	\$0.00	\$0.00	\$0.00	\$0.00	\$0.00	\$0.00	\$6,500.00	\$6,500.00
	b. 6" In-Line Connections	6	EA	\$4,000.00	\$24,000.00	\$12,160.00	\$12,160.00	\$6,863.00	\$41,178.00	\$1,100.00	\$6,600.00	\$0.00	\$0.00	\$0.00	\$0.00	\$0.00	\$0.00	\$4,800.00	\$28,800.00
	c. 12"x12" Tee Connections	1	EA	\$2,700.00	\$2,700.00	\$7,200.00	\$7,200.00	\$10,419.00	\$10,419.00	\$3,000.00	\$3,000.00	\$0.00	\$0.00	\$0.00	\$0.00	\$0.00	\$0.00	\$6,500.00	\$6,500.00
9	8-foot x 4-foot ID pressure reducing valve vault at Station 3+50	1	LS	\$37,500.00	\$37,500.00	\$43,000.00	\$43,000.00	\$28,755.00	\$28,755.00	\$29,500.00	\$29,500.00	\$0.00	\$0.00	\$0.00	\$0.00	\$0.00	\$0.00	\$45,000.00	\$45,000.00
10	Remove and replace existing concrete apron around Water Storage Tank 3 between the tank and containment ring	616	SF	\$30.00	\$18,480.00	\$15.00	\$9,240.00	\$10.00	\$6,160.00	\$11.00	\$6,776.00	\$0.00	\$0.00	\$0.00	\$0.00	\$0.00	\$0.00	\$45.00	\$27,720.00
11	7 square yards of 6-inch to 12-inch riprap at the end of the drain/overflow pipe of Tank No. 2	1	LS	\$2,500.00	\$2,500.00	\$3,600.00	\$3,600.00	\$6,800.00	\$6,800.00	\$2,800.00	\$2,800.00	\$0.00	\$0.00	\$0.00	\$0.00	\$0.00	\$0.00	\$900.00	\$900.00
12	Non-irrigated grass seeding on all disturbed areas	1,2	AC	\$3,400.00	\$4,080.00	\$27,717.00	\$33,260.40	\$1,794.00	\$2,152.80	\$4,000.00	\$4,800.00	\$0.00	\$0.00	\$0.00	\$0.00	\$0.00	\$0.00	\$2,500.00	\$3,000.00
13	Demobilization	1	LS	\$10,340.00	\$10,340.00	\$650.00	\$650.00	\$15,000.00	\$15,000.00	\$8,125.00	\$8,125.00	\$0.00	\$0.00	\$0.00	\$0.00	\$0.00	\$0.00	\$7,000.00	\$7,000.00
	<b>Total SCHEDULE 2 - Base Bid:</b>				<b>\$1,072,208.00</b>		<b>\$945,822.60</b>		<b>\$336,148.30</b>		<b>\$721,275.16</b>		<b>\$0.00</b>		<b>\$0.00</b>		<b>\$0.00</b>		<b>\$886,020.00</b>
<b>SCHEDULE 2 - ALTERNATE NO. 1:</b>																			
1	Mobilization	1	LS	\$12,800.00	\$12,800.00	\$12,800.00	\$12,800.00	\$13,500.00	\$13,500.00	\$20,804.00	\$20,804.00	\$0.00	\$0.00	\$0.00	\$0.00	\$0.00	\$0.00	\$9,000.00	\$9,000.00

Item	Description	Quantity	Unit	Pate Construction Co., Inc.		RMS Utilities, Inc.		KR Sweedeger Construction, Inc.		Yoram Construction LLC		Swedish Industrial Coatings		Viking Industrial Painting		Engineer's Estimate	
				Unit Price	Total Price	Unit Price	Total Price	Unit Price	Total Price	Unit Price	Total Price	Unit Price	Total Price	Unit Price	Total Price	Unit Price	Total Price
2.	Cut permits and complete traffic control plans as required by Pueblo County	1	LS	\$15,000.00	\$15,000.00	\$32,000.00	\$32,000.00	\$15,450.00	\$15,450.00	\$6,250.00	\$6,250.00	\$0.00	\$0.00	\$0.00	\$0.00	\$3,000.00	\$3,000.00
3.	PVC water line 3 feet offset from existing water main	1	LS	\$15,000.00	\$15,000.00	\$32,000.00	\$32,000.00	\$15,450.00	\$15,450.00	\$6,250.00	\$6,250.00	\$0.00	\$0.00	\$0.00	\$0.00	\$3,000.00	\$3,000.00
	a. 12-inch diameter C900 DR18 PVC (Quantity as associated with new fire hydrant laterals.)	3,791	LF	\$135.00	\$511,765.00	\$145.00	\$549,695.00	\$112.00	\$424,592.00	\$91.00	\$344,981.00	\$0.00	\$0.00	\$0.00	\$0.00	\$95.00	\$360,145.00
	b. 6-inch diameter C900 DR18 PVC (Quantity as associated with new fire hydrant laterals.)	73	LF	\$125.00	\$9,125.00	\$99.04	\$7,229.92	\$66.00	\$4,818.00	\$53.00	\$3,869.00	\$0.00	\$0.00	\$0.00	\$0.00	\$60.00	\$4,380.00
4.	Galle valves and Pueblo style riser box	11	EA	\$4,000.00	\$44,000.00	\$5,800.00	\$63,800.00	\$7,400.00	\$81,400.00	\$4,250.00	\$46,750.00	\$0.00	\$0.00	\$0.00	\$0.00	\$3,500.00	\$38,500.00
5.	Class "B" bedding extending from 6 inches below to 12 inches above the pipe for water line installations	14	EA	\$1,800.00	\$25,200.00	\$3,400.00	\$47,600.00	\$5,000.00	\$70,000.00	\$2,000.00	\$28,000.00	\$0.00	\$0.00	\$0.00	\$0.00	\$2,200.00	\$30,800.00
6.	6-inch fire hydrant assembly on new 12-inch water main	3,865	LF	\$15.00	\$57,975.00	\$22.00	\$85,030.00	\$13.00	\$50,245.00	\$22.50	\$86,962.50	\$0.00	\$0.00	\$0.00	\$0.00	\$5.00	\$19,325.00
7.	Remove and salvage existing fire hydrant and deliver salvageable items to Owner	6	EA	\$6,000.00	\$36,000.00	\$5,500.00	\$33,000.00	\$7,383.00	\$44,298.00	\$5,500.00	\$33,000.00	\$0.00	\$0.00	\$0.00	\$0.00	\$6,400.00	\$38,400.00
8.	Connections between new and existing water mains and plugging existing mains	1	EA	\$1,500.00	\$1,500.00	\$850.00	\$850.00	\$650.00	\$650.00	\$500.00	\$500.00	\$0.00	\$0.00	\$0.00	\$0.00	\$1,200.00	\$1,200.00
	a. 12"x6" Cross Connection	1	EA	\$2,700.00	\$2,700.00	\$4,600.00	\$4,600.00	\$10,314.00	\$10,314.00	\$3,500.00	\$3,500.00	\$0.00	\$0.00	\$0.00	\$0.00	\$6,500.00	\$6,500.00
	b. 6" In-Line Connections	6	EA	\$4,000.00	\$24,000.00	\$2,150.00	\$12,900.00	\$6,795.00	\$40,770.00	\$1,100.00	\$6,600.00	\$0.00	\$0.00	\$0.00	\$0.00	\$4,800.00	\$28,800.00
	c. 12"x12" Tee Connection	1	EA	\$2,700.00	\$2,700.00	\$7,200.00	\$7,200.00	\$10,315.00	\$10,315.00	\$3,000.00	\$3,000.00	\$0.00	\$0.00	\$0.00	\$0.00	\$6,500.00	\$6,500.00
9.	8-foot x 4-foot ID pressure reducing valve vault at Station 3+50	1	LS	\$37,500.00	\$37,500.00	\$43,500.00	\$43,500.00	\$28,755.00	\$28,755.00	\$29,500.00	\$29,500.00	\$0.00	\$0.00	\$0.00	\$0.00	\$45,000.00	\$45,000.00
10.	Remove and replace concrete apron around Water Storage Tank 3 between the tank and contaminant ring	616	SF	\$30.00	\$18,480.00	\$15.00	\$9,240.00	\$10.00	\$6,160.00	\$11.00	\$6,776.00	\$0.00	\$0.00	\$0.00	\$0.00	\$45.00	\$27,720.00
11.	Approximately 7 square yards of 8-inch to 12-inch formp at the end of the drain/overflow pipe of Tank No. 2	1	LS	\$2,500.00	\$2,500.00	\$3,600.00	\$3,600.00	\$6,800.00	\$6,800.00	\$2,800.00	\$2,800.00	\$0.00	\$0.00	\$0.00	\$0.00	\$500.00	\$500.00
12.	Nonirrigated grass seeding on all disturbed areas	1,2	AC	\$3,400.00	\$4,080.00	\$15,500.00	\$18,600.00	\$1,794.00	\$2,152.80	\$4,000.00	\$4,800.00	\$0.00	\$0.00	\$0.00	\$0.00	\$2,500.00	\$3,000.00
13.	Demobilization	1	LS	\$7,500.00	\$7,500.00	\$9,000.00	\$9,000.00	\$15,000.00	\$15,000.00	\$3,125.00	\$3,125.00	\$0.00	\$0.00	\$0.00	\$0.00	\$7,000.00	\$7,000.00
	<b>Total Schedule 2 - Alternate No. 1:</b>				<b>\$812,845.00</b>		<b>\$941,344.92</b>		<b>\$832,323.80</b>		<b>\$624,510.50</b>		<b>\$0.00</b>		<b>\$0.00</b>		<b>\$629,770.00</b>

Item	Description	Quantity	Unit	Pate Construction Co., Inc.		RMS Utilities, Inc.		KR Swerdreger Construction, Inc.		Yocam Construction LLC		Swedish Industrial Coatings		Viking Industrial Painting		Engineer's Estimate		
				Unit Price	Total Price	Unit Price	Total Price	Unit Price	Total Price	Unit Price	Total Price	Unit Price	Total Price	Unit Price	Total Price	Unit Price	Total Price	
<b>SCHEDULE 2 - ALTERNATE NO. 2</b>																		
1	Eliminate 6 each of Base Bid Item 6.0. Furnish and install 12"x6" tee with mechanical joint plug in 6-inch valve	6	EA	\$2,500.00	\$15,000.00	\$2,850.00	\$17,100.00	\$6,224.00	\$37,344.00	\$2,000.00	\$12,000.00	\$0.00	\$0.00	\$0.00	\$0.00	\$4,500.00	\$27,000.00	
				<b>Total Schedule 2 - Alternate No. 2:</b>	<b>\$15,000.00</b>	<b>\$17,100.00</b>	<b>\$6,224.00</b>	<b>\$37,344.00</b>	<b>\$2,000.00</b>	<b>\$12,000.00</b>	<b>\$0.00</b>	<b>\$0.00</b>	<b>\$0.00</b>	<b>\$0.00</b>	<b>\$4,500.00</b>	<b>\$27,000.00</b>		
<b>SCHEDULE 2 - ALTERNATE NO. 3</b>																		
1	Restore the access road up to Tank No. 3	1	LS			\$6,500.00	\$6,500.00	\$42,000.00	\$42,000.00	\$6,500.00	\$6,500.00	\$0.00	\$0.00	\$0.00	\$0.00	\$0.00	\$0.00	
				<b>Total Schedule 2 - Alternate No. 3:</b>	<b>\$0.00</b>	<b>\$6,500.00</b>	<b>\$6,500.00</b>	<b>\$42,000.00</b>	<b>\$42,000.00</b>	<b>\$6,500.00</b>	<b>\$6,500.00</b>	<b>\$0.00</b>	<b>\$0.00</b>	<b>\$0.00</b>	<b>\$0.00</b>	<b>\$0.00</b>	<b>\$0.00</b>	<b>\$0.00</b>
<b>SCHEDULE 3: TANK NOS. 1, 2 AND 3 IMPROVEMENTS - BASE BID</b>																		
1	TANK NO. 1 Existing nominal 250,000-gallon water storage tank improvements (40' diameter with 27' shell height)																	
a	Remove and dispose of existing exterior ladder and install new 16-inch wide fixed ladder with handrails	1	LS			\$9,400.00	\$9,400.00	\$42,500.00	\$42,500.00	\$25,000.00	\$25,000.00							
b	Remove and dispose of existing roof vent and install new 14-inch frost proof roof	1	LS	\$8,600.00	\$8,600.00	\$8,600.00	\$8,600.00	\$4,900.00	\$4,900.00	\$5,500.00	\$5,500.00							
c	Air break in existing overflow pipe	1	LS	\$5,600.00	\$5,600.00	\$5,600.00	\$5,600.00	\$10,000.00	\$10,000.00	\$6,000.00	\$6,000.00							
d	Conduct surface preparation to a SSPC-SP10/NACE 2 Near White Blast Cleaning, priming and painting of complete tank exterior	1	LS	\$161,650.00	\$161,650.00	\$161,650.00	\$161,650.00	\$107,100.00	\$107,100.00	\$88,480.00	\$88,480.00							
e	Conduct surface preparation to a SSPC-SP6/NACE 3 Commercial Blast Cleaning, priming and painting of complete exterior	1	LS	\$102,250.00	\$102,250.00	\$102,250.00	\$102,250.00	\$56,200.00	\$56,200.00	\$64,125.00	\$64,125.00							
<b>TANK NO. 2 - Existing nominal 250,000-gallon water storage tank improvements (40' diameter with 27' shell height)</b>																		
a	Remove and dispose of existing exterior ladder and install new 16-inch wide fixed ladder with handrails	1	LS	\$9,400.00	\$9,400.00	\$9,400.00	\$9,400.00	\$42,500.00	\$42,500.00	\$25,000.00	\$25,000.00							
b	Remove and dispose of existing roof vent and install new 14-inch frost proof roof	1	LS	\$8,600.00	\$8,600.00	\$8,600.00	\$8,600.00	\$4,900.00	\$4,900.00	\$5,500.00	\$5,500.00							
c	Air break in existing overflow pipe	1	LS	\$5,600.00	\$5,600.00	\$5,600.00	\$5,600.00	\$10,000.00	\$10,000.00	\$6,000.00	\$6,000.00							

Item	Description	Quantity	Unit	Pate Construction Co., Inc.		RMS Utilities, Inc.		KR Swerdteger Construction, Inc.		Yocam Construction LLC		Swedish Industrial Coatings		Viking Industrial Painting		Engineer's Estimate	
				Unit Price	Total Price	Unit Price	Total Price	Unit Price	Total Price	Unit Price	Total Price	Unit Price	Total Price	Unit Price	Total Price	Unit Price	Total Price
d.	Conduct surface preparation to a SSPC-SP10/NACE 2 Near White Blast Cleaning, priming and painting of complete tank interior	1	LS	NO BID		NO BID		NO BID		NO BID		\$161,650.00	\$161,650.00	\$107,100.00	\$107,100.00	\$98,490.00	\$98,490.00
e.	Conduct surface preparation to a SSPC-SP6/NACE 3 Commercial Blast Cleaning, priming and painting of complete exterior	1	LS	NO BID		NO BID		NO BID		NO BID		\$102,250.00	\$102,250.00	\$56,200.00	\$56,200.00	\$64,125.00	\$64,125.00
3.	TANK NO. 3 - Existing nominal 3,000,000-gallon water storage tank improvements (96" diameter with 57' shell height)	1	LS	NO BID		NO BID		NO BID		NO BID		\$4,400.00	\$4,400.00	\$6,000.00	\$6,000.00	\$5,000.00	\$5,000.00
a.	Remove and dispose of existing safety climb rail system and install new safety climb rail system attached to ladder and 6-foot tall ladder guard	1	LS	NO BID		NO BID		NO BID		NO BID		\$12,600.00	\$12,600.00	\$7,500.00	\$7,500.00	\$5,500.00	\$5,500.00
b.	Remove and dispose of existing roof vent and install new 24-inch frost proof roof vent in accordance with AWWA D-100 requirements	1	LS	NO BID		NO BID		NO BID		NO BID		\$1,000.00	\$1,000.00	\$400.00	\$400.00	\$1,000.00	\$1,000.00
c.	24-inch x 24-inch gasket on roof hatch	1	LS	NO BID		NO BID		NO BID		NO BID		\$1,200.00	\$1,200.00	\$2,300.00	\$2,300.00	\$1,500.00	\$1,500.00
d.	Remove and dispose of existing interior ladder	1	LS	NO BID		NO BID		NO BID		NO BID		\$14,850.00	\$14,850.00	\$30,000.00	\$30,000.00	\$15,000.00	\$15,000.00
e.	Hand rail on top of tank in accordance with OSHA and AWWA D-100 requirements	1	LS	NO BID		NO BID		NO BID		NO BID		\$330,775.00	\$330,775.00	\$495,000.00	\$495,000.00	\$470,475.00	\$470,475.00
f.	Conduct surface preparation to a SSPC-SP10/NACE 2 Near White Blast Cleaning, priming and painting of complete tank interior	1	LS	NO BID		NO BID		NO BID		NO BID		\$240,560.00	\$240,560.00	\$290,000.00	\$290,000.00	\$337,750.00	\$337,750.00
g.	Conduct surface preparation to a SSPC-SP6/NACE 3 Commercial Blast Cleaning, priming and painting of complete exterior	1	LS	NO BID		NO BID		NO BID		NO BID		\$0.00	\$0.00	\$0.00	\$0.00	\$0.00	\$0.00
<b>Total Schedule 3 - Base Bid:</b>				<b>1</b>	<b>LS</b>	<b>\$0.00</b>	<b>\$0.00</b>	<b>\$0.00</b>	<b>\$0.00</b>	<b>\$0.00</b>	<b>\$0.00</b>	<b>\$240,560.00</b>	<b>\$240,560.00</b>	<b>\$290,000.00</b>	<b>\$290,000.00</b>	<b>\$337,750.00</b>	<b>\$337,750.00</b>
						<b>\$0.00</b>	<b>\$1,180,375.00</b>	<b>\$0.00</b>	<b>\$0.00</b>	<b>\$0.00</b>	<b>\$0.00</b>	<b>\$1,180,375.00</b>	<b>\$1,232,600.00</b>	<b>\$1,232,600.00</b>	<b>\$1,214,435.00</b>	<b>\$1,214,435.00</b>	

Item	Description	Quantity	Unit	Pate Construction Co., Inc.		RMS Utilities, Inc.		KR Swerdleger Construction, Inc.		Yocam Construction LLC		Swedish Industrial Coatings		Viking Industrial Painting		Engineer's Estimate		
				Unit Price	Total Price	Unit Price	Total Price	Unit Price	Total Price	Unit Price	Total Price	Unit Price	Total Price	Unit Price	Total Price			
1	Eliminate Item 3.g. above, in its entirety. Replace with conduct surface preparation to a SSPC-SP6/NACE 3 Commercial Blast Cleaning, priming and painting of complete exterior	1	LS		NO BID				NO BID		NO BID		\$307,360.00	\$307,360.00		\$301,000.00	\$330,000.00	\$360,000.00
<b>Total Schedule 3 - Alternate No. 1:</b>					<b>\$0.00</b>		<b>\$0.00</b>		<b>\$0.00</b>		<b>\$0.00</b>							

## Duell Well

With the Duell well we took a radon test to see how much radon is in the present state to add it to the lake . The lab had measured it out to be (226+228) 88 parts per liter (PPL) . The present time the lake is measured out at 3.8 PPL if we were to add this well into the lake it would increase the PPL causing us to be out of compliance because max by state regulation for 226 and 228 is 5ppl. There is a way to clean the 226 and 228 radon out of the water but it will require the use of a unit that would remove it though with a filtration process and then the radioactive material would have to be disposed of as required. The figure to waste would be 375 lbs per day or 11,000 lbs per year that would have to be disposed of in a certified waste area. There would have to be training to certify some one to handle or cost to have it done by contractor. The cost to remove the radon would be anywhere from \$500,000 to \$1million plus maintenance and cost of disposal of waste.

The present well online are rated at :

	228	226	combined	
18 hole well	28	9.2	37.2	280 gpm
Rec well	6.2	0.2	6.4	180 gpm
Summit	3.7	0.7	4.4	225 gpm
Rodeo	3.0	1.4	4.4	250 gpm
			50.4 total	

The Duell well is 1 and ½ times the rate of all four wells.





The results set forth herein are provided by SGS North America Inc.

*e-Hardcopy 2.0*  
*Automated Report*

## Technical Report for

---

Colorado City Metro District

PWSID CO0151200 Colorado City Metro District

SGS Job Number: DA41055X

Sampling Date: 01/18/22

---

### Report to:

Colorado City Metro District  
4497 Bent Brothers Blvd  
Colorado City, CO 81019  
colocityww@ghvalley.net

ATTN: Gary Golladay

Total number of pages in report: 14



Test results contained within this data package meet the requirements of the National Environmental Laboratory Accreditation Program and/or state specific certification programs as applicable.

A handwritten signature in black ink, appearing to read "Jason Savoie".

Jason Savoie  
General Manager

Client Service contact: Larisa DiMarco 303-425-6021

Certifications: CO (CO00049), NE (NE-OS-06-04), ND (R-027), UT (NELAP CO00049)  
LA (LA150028), TX (T104704511), WY (8TMS-L), HI (CO00049), NJ (CO011)

This report shall not be reproduced, except in its entirety, without the written approval of SGS.  
Test results relate only to samples analyzed.

# Table of Contents

Sections:



-1-

<b>Section 1: Sample Summary .....</b>	<b>3</b>
<b>Section 2: Subcontract Lab Data .....</b>	<b>4</b>
<b>Section 3: Misc. Forms .....</b>	<b>12</b>
<b>3.1: Chain of Custody .....</b>	<b>13</b>



### Sample Summary

Colorado City Metro District

PWSID CO0151200 Colorado City Metro District

Job No: DA41055X

Sample Number	Collected Date	Time By	Received	Matrix Code	Type	Client Sample ID
DA41055-1X	01/18/22	14:30	AGGG01/20/22	DW	Drinking Water	DUELL WELL
DA41055-2X	01/18/22	14:30	AGGG01/20/22	DW	Drinking Water	DUELL WELL



Trust our People, Trust our Data.

Billings, MT 800.735.4499 • Casper, WY 888.235.0515  
Gillette, WY 888.686.7175 • Helena, MT 877.472.0711

# ANALYTICAL SUMMARY REPORT

2

February 23, 2022

SGS Accutest  
4036 Youngfield St  
Wheat Ridge, CO 80033-3862

Work Order: C22010742      Quote ID: C5800  
Project Name: PWSID CO0151200 Colorado City Metro District

Energy Laboratories, Inc. Casper WY received the following 2 samples for SGS Accutest on 1/24/2022 for analysis.

Lab ID	Client Sample ID	Collect Date	Receive Date	Matrix	Test
C22010742-001	Duell Well 1X	01/18/22 14:30	01/24/22	Drinking Water	Radium 226 + Radium 228 Radium 226, Total Radium 228, Total
C22010742-002	Duell Well 2X	01/18/22 14:30	01/24/22	Drinking Water	Same As Above

The analyses presented in this report were performed by Energy Laboratories, Inc., 2393 Salt Creek Hwy., Casper, WY 82601, unless otherwise noted. Any exceptions or problems with the analyses are noted in the report package. Any issues encountered during sample receipt are documented in the Work Order Receipt Checklist.

The results as reported relate only to the item(s) submitted for testing. This report shall be used or copied only in its entirety. Energy Laboratories, Inc. is not responsible for the consequences arising from the use of a partial report.

If you have any questions regarding these test results, please contact your Project Manager .

Report Approved By:



Trust our People. Trust our Data.  
www.enrquest.com

Billings, MT 800.735.4489 • Casper, WY 888.235.0515  
Gillette, WY 866.686.7175 • Helena, MT 877.472.0711

### LABORATORY ANALYTICAL REPORT

Prepared by Casper, WY Branch

2

**Client:** SGS Accutest  
**Project:** CO0151200  
**Lab ID:** C22010742-001  
**Client Sample ID:** Duell Well 1X

**Report Date:** 02/23/22  
**Collection Date:** 01/18/22 14:30  
**Date Received:** 01/24/22  
**Matrix:** Drinking Water

Analyses	Result	Units	Qualifiers	RL	MCL/ QCL	Method	Analysis Date / By
<b>RADIONUCLIDES, TOTAL</b>							
Radium 226	39.2	pCi/L	*		5	E903.0	02/15/22 11:52 / kdk
Radium 226 precision (±)	6.4	pCi/L				E903.0	02/15/22 11:52 / kdk
Radium 226 MDC	0.3	pCi/L				E903.0	02/15/22 11:52 / kdk
Radium 228	12.2	pCi/L	*		5	RA-05	02/07/22 14:59 / trs
Radium 228 precision (±)	2.5	pCi/L				RA-05	02/07/22 14:59 / trs
Radium 228 MDC	0.9	pCi/L				RA-05	02/07/22 14:59 / trs
Radium 226 + Radium 228	51.4	pCi/L	*		5	A7500-RA	02/15/22 13:33 / dmf
Radium 226 + Radium 228 precision (±)	6.8	pCi/L				A7500-RA	02/15/22 13:33 / dmf
Radium 226 + Radium 228 MDC	0.9	pCi/L				A7500-RA	02/15/22 13:33 / dmf

102.80

**Report Definitions:**

RL - Analyte Reporting Limit

QCL - Quality Control Limit

\* - The result exceeds the Maximum Contaminant Level (MCL)

MCL - Maximum Contaminant Level

ND - Not detected at the Reporting Limit (RL)



Trust our People. Trust our Data.  
 www.sgs.com

Billings, MT 800.735.4489 • Casper, WY 888.235.0515  
 Gillette, WY 866.686.7175 • Helena, MT 877.472.0711

**LABORATORY ANALYTICAL REPORT**

Prepared by Casper, WY Branch



**Client:** SGS Accutest  
**Project:** CO0151200  
**Lab ID:** C22010742-002  
**Client Sample ID:** Duell Well 2X

**Report Date:** 02/23/22  
**Collection Date:** 01/18/22 14:30  
**Date Received:** 01/24/22  
**Matrix:** Drinking Water

Analyses	Result	Units	Qualifiers	RL	MCL/ QCL	Method	Analysis Date / By
<b>RADIONUCLIDES, TOTAL</b>							
Radium 226	35.0	pCi/L	*		5	E903.0	02/15/22 11:52 / kdk
Radium 226 precision (±)	5.7	pCi/L				E903.0	02/15/22 11:52 / kdk
Radium 226 MDC	0.3	pCi/L				E903.0	02/15/22 11:52 / kdk
Radium 228	13.6	pCi/L	*		5	RA-05	02/07/22 14:59 / trs
Radium 228 precision (±)	2.8	pCi/L				RA-05	02/07/22 14:59 / trs
Radium 228 MDC	0.9	pCi/L				RA-05	02/07/22 14:59 / trs
Radium 226 + Radium 228	48.6	pCi/L	*		5	A7500-RA	02/15/22 13:33 / dmf
Radium 226 + Radium 228 precision (±)	6.4	pCi/L				A7500-RA	02/15/22 13:33 / dmf
Radium 226 + Radium 228 MDC	0.9	pCi/L				A7500-RA	02/15/22 13:33 / dmf

**Report Definitions:**

RL - Analyte Reporting Limit  
 QCL - Quality Control Limit  
 \* - The result exceeds the Maximum Contaminant Level (MCL)

MCL - Maximum Contaminant Level  
 ND - Not detected at the Reporting Limit (RL)



Trust our People. Trust our Data.  
www.energy-lab.com

Billings, MT 800.735.4489 • Casper, WY 888.235.0515  
Gillette, WY 866.686.7175 • Helena, MT 877.472.0711

# QA/QC Summary Report

Prepared by Casper, WY Branch

Client: SGS Accutest

Work Order: C22010742

Report Date: 02/15/22

2

Analyte	Count	Result	Units	RL	%REC	Low Limit	High Limit	RPD	RPDLimit	Qual
<b>Method: E903.0</b>										
Batch: RA226DW-0803										
<b>Lab ID: LCS-RA226DW-0803</b>	3	Laboratory Control Sample								
Radium 226		21	pCi/L		104	90	110			02/15/22 11:52
Radium 226 precision (±)		3.5	pCi/L							
Radium 226 MDC		0.28	pCi/L							
<b>Lab ID: MB-RA226DW-0803</b>	3	Method Blank								
Radium 226		0.2	pCi/L							02/15/22 11:52
Radium 226 precision (±)		0.3	pCi/L							U
Radium 226 MDC		0.3	pCi/L							
<b>Lab ID: C22010810-001SDUP</b>	3	Sample Duplicate								
Radium 226		0.10	pCi/L					84	20	02/15/22 11:53
Radium 226 precision (±)		0.30	pCi/L							UR
Radium 226 MDC		0.33	pCi/L							

- Duplicate RPD is outside of the acceptance range for this analysis. However, the RER is less than the limit of 2, the RER result is 0.7.

**Qualifiers:**

RL - Analyte Reporting Limit

R - Relative Percent Difference (RPD) exceeds advisory limit

ND - Not detected at the Reporting Limit (RL)

U - Not detected at Minimum Detectable Concentration (MDC)



Trust our People. Trust our Data.

www.sgs.com

Billings, MT 800.735.4489 • Casper, WY 888.235.0515

Gillette, WY 866.686.7175 • Helena, MT 877.472.0711

# QA/QC Summary Report

Prepared by Casper, WY Branch

Client: SGS Accutest

Work Order: C22010742

Report Date: 02/15/22



Analyte	Count	Result	Units	RL	%REC	Low Limit	High Limit	RPD	RPDLimit	Qual
<b>Method: RA-05</b>								Batch: RA228DW-0783		
<b>Lab ID: LCS-228-RA228DW-07</b>	3	Laboratory Control Sample								
							Run: G542M_220128A			02/07/22 14:59
Radium 228		6.8	pCi/L	105		80	120			
Radium 228 precision (±)		1.7	pCi/L							
Radium 228 MDC		0.91	pCi/L							
<b>Lab ID: MB-228-RA228DW-07</b>	3	Method Blank								
							Run: G542M_220128A			02/07/22 14:59
Radium 228		0.4	pCi/L							U
Radium 228 precision (±)		0.9	pCi/L							
Radium 228 MDC		1	pCi/L							
<b>Lab ID: C22010806-001SDUP</b>	3	Sample Duplicate								
							Run: G542M_220128A			02/07/22 14:59
Radium 228		0.036	pCi/L					220	20	UR
Radium 228 precision (±)		0.78	pCi/L							
Radium 228 MDC		0.81	pCi/L							

- Duplicate RPD is outside of the acceptance range for this analysis. However, the RER is less than the limit of 2, the RER result is 1.1.

### Qualifiers:

RL - Analyte Reporting Limit

R - Relative Percent Difference (RPD) exceeds advisory limit

ND - Not detected at the Reporting Limit (RL)

U - Not detected at Minimum Detectable Concentration (MDC)





# Dissolved Air Flotation (DAF) Pilot System Report

## Engineering Evaluation Study

PROJECT NO. 21-111.10

Date: August 3<sup>rd</sup>, 2022

*PREPARED FOR:*

Colorado City Metropolitan District (CCMD)

ADDRESS:

4497 Bent Brothers Boulevard, Colorado City, CO 81019

TELEPHONE:

(719) 676-3396

*PREPARED BY:*


NOCO Engineering Company (NEC)

ADDRESS:

11323 Coal Mine Street Firestone, CO, 80504

TELEPHONE:

(720) 324-3625



## Table of Contents

1. Executive Summary .....	1
2. Introduction.....	2
3. Objectives.....	3
4. DAF Pilot System Configuration.....	3
A. Flocculation/Coagulation and Mixing Chamber Configuration .....	4
B. Air Saturators and Skimmer Configuration .....	5
C. Proposed Mixed Media Filtration Configuration .....	5
D. Output Parameters .....	5
5. DAF Pilot System Start-up Procedures .....	6
A. Chemical System Start-Up Procedures.....	6
B. DAF Data Collection.....	6
6. Operating Procedures/Methodology.....	7
A. DAF Pilot System Instrumentation .....	7
B. Raw Water.....	7
C. Chemical Addition .....	7
D. Coagulation and Flocculation .....	8
E. Air Saturator Configuration .....	8
F. Skimmers, Collection Chamber and Wash Spray .....	9
G. Clarified Water .....	9
H. Shut Down Procedures.....	10
I. Emergency Procedures.....	10
J. Maintenance Schedule/Procedures .....	10
7. AWC Pilot DAF Treatment Results .....	11
A. Coagulation/ Chemical Addition (Test Parameters).....	11
B. DAF Results (TOC Removal) .....	11
C. DAF Results (Turbidity Reduction) .....	12
D. Monitoring pH data.....	13
8. AWC DAF Pilot System Graphical Results (Run #1 – Run #6).....	13
9. DAF System Effectiveness .....	15
10. Appendix .....	16

### List of Images

Image 1: AWC Pilot DAF Skid System – Control Panel and Clarification Column.....	4
Image 2: CCMD Laboratory Analyzers – Turbidity (NTU), and Total Organic Carbon (TOC).....	6
Image 3: AWC DAF Pilot System Chemical Dosing Pumps and Calibration Columns.....	7
Image 4: Saturated Air Mixing Zone – Formation of Floc and Floc Floating Upward.....	8
Image 5: Two Variable Speed Flocculator Mixing Chambers, Surface Skimmer, and Spray Bar/Sludge Removal.....	9
Image 6: AWC DAF Pilot Turbidimeters.....	9
Image 7: Large Organic Particulate Matter – Settling at the Base of the DAF Clarifier Chamber.....	15

### List of Tables

Table 1: General Maintenance Function and Maintenance Check-Up Schedule.....	10
Table 2: Coagulants Utilized During DAF Pilot Run #1 and Run #2.....	11
Table 3: Test Parameters, Chemical Additions for Run #1 and Run #2.....	11
Table 4: Raw Water vs. DAF Effluent (Range of TOC Removal, DAF Effectiveness).....	12
Table 5: Raw Water vs. DAF Effluent (Range of Turbidity Reduction, DAF Effectiveness).....	12

### List of Graphs

Graph 1: DAF Pilot System Results – Run #1.....	14
Graph 2: DAF Pilot System Results – Run #2.....	14

## 1. Executive Summary

NEC was hired to coordinate and operate a pilot Dissolved Air Flotation (DAF) system at Colorado City Metropolitan District (CCMD). Our objectives for the DAF pilot study were established to meet the existing and future needs of CCMD and they are as follows:

1. Improve overall finished water quality.
2. Decrease disinfection by products (DBPs) in the distribution system.
3. Increase reliability and performance of the existing membrane system.
4. Decrease the need for onsite monitoring of the existing water treatment system.

To achieve our objectives, we evaluated several different pretreatment systems. After completing the evaluation process, we found that a DAF system would help meet our objectives. As part of design process, the DAF system must be proven to work with CCMD's existing water source. Two (2) different coagulant chemical combinations, that are compatible with the existing membrane system, were evaluated throughout the DAF pilot study. Our goal was to evaluate more chemicals regimes, however the membrane system is only compatible with a few select chemicals, limiting our choices. From the results of the pilot testing, we determined the maximum flux rate through the DAF system was 8 gpm/sf. Operating at higher flux levels led to higher turbidities and poorer water quality. We found that the two (2) coagulant chemicals were able to reduce the Total Organic Compounds (TOCs) in the finished water.

We were able to achieve a turbidity reduction of 96% (Raw Water vs. DAF Effluent Water), however our TOC reduction was only 24% (Raw Water vs. DAF Effluent Water). When analyzing water samples for TOC, standard test procedures should be followed (EPA Measurement of TOC in Water, Method 415.3) such as; running sample water through a filter media or through a filter paper prior to analysis. If the sample is not filtered, the TOC results will be higher, as there will still be coagulants bound to organic matter within the sample. The filter process will remove coagulants bound to the TOC within the finished water. We saw at our other pilot study at Carter Lake Filter Plant (CLFP) using the DAF pilot plant was a turbidity reduction of ~78% with TOC reductions in the range of 55% to 62%. Based on previous pilot test results the TOCs reduction, if properly measured, CCMD TOC reduction should be in the range of 50% to 70%.

Overall, we found that DAF system performed well, and have concluded that the DAF system should be designed at a flux rate of 6 gpm/sf, utilizing CCMD's existing water source. We saw large algae debris coming into the DAF system which settled within the clarifier column. With the existing configuration of the raw water distribution system, we recommend installing a microstrainer upstream of the DAF system which will remove debris (greater than 1.0 mm in size) from the raw water. After the DAF system, we recommend installing a mixed media filter assembly prior to the use of existing membrane modules. Utilizing a mixed media filter prior to the membrane system will allow for a broader range of chemicals to be selected for use within the DAF pretreatment system. We have found that other chemicals (polymers, which are not compatible with membrane modules) can drastically improve water quality and help increase TOC reduction, and can be utilized if a mixed media sand/anthracite filter is installed.

Currently, the membrane modules are tasked with treating water (Raw Water) with a turbidity of ~6.0

NTU. Utilizing the DAF pretreatment system and proposed mixed media filter assembly, clarified water will have turbidities in the range of 0.01 to 0.05 NTU. The use of mixed media filters will reduce loading on membrane modules, decrease the time between clean-in-place and backwash procedures, and increase the life-cycle of the membranes. CCMD will observe a higher reduction of iron and magnesium, as well as a decrease in color issues within finished water. Lastly, the mixed media filter outperforms the membrane module system in regards to TOC removal. Overall, with the installation of a microstrainer prior to the DAF system, with two-stage flocculation and a flux rate of 6 gpm/sf through the DAF, and with two (2) mixed media filters installed downstream of the DAF system (prior to the membrane module system), we are able to achieve all our objectives.

## 2. Introduction

CCMD is evaluating a DAF pretreatment system for a proposed plant expansion project. The operation and testing of the DAF pilot system utilizes the same raw water (Lake Beckwith Reservoir) as CCMD's Beckwith Water Treatment Plant (WTP). CCMD's raw water source is the Lake Beckwith Reservoir, which receives flows from Greenhorn Creek; however, Greenhorn Creek is historically dry and rarely contains water. Raw water stored in Beckwith Reservoir is treated at the Beckwith WTP, which currently has a 1.25 MGD capacity, with the ability to expand to 2.5 MGD capacity (with additional membrane modules).

Historically, Lake Beckwith has had fairly consistent water quality, for most of the parameters, through the seasons, with the biggest variations in water quality pertaining to differing levels of Total Organic Carbon (TOC) and Turbidity (NTU). TOC and turbidity variations are historically observed on windy/dusty days or when there is a large amount of surface runoff (flooding) into Greenhorn Creek, and/or Beckwith Reservoir. There are currently no observed, nor anticipated changes in the raw water stream (influent stream). NEC does not foresee any impacts to corrosivity, nor changes in pH, ORP, or alkalinity with the implementation of a DAF pretreatment system. However, in order to filter large particulate matter from the raw water stream, NEC recommends the installation of a micro strainer (or nano strainer) upstream of the DAF pretreatment system.

Historically, CCMD's contact time for the coagulation process is roughly eighteen seconds (18 sec.), from the time the coagulants are added to the water, to the time the water reaches the membrane modules. Currently, the coagulants clog-up the membrane modules, which cannot be thoroughly cleaned by backwashing or through the clean-in-place process and sometimes will have to be manually cleaned. This is a typical issue with membrane facilities with little to no contact time and leads to a reduction in plant efficacy along with a variety of other issues.

Historically, finished water has a high chlorine demand, due to the inefficient coagulation process. This high chlorine demand is one of the causes of high levels of DBPs in the distribution system. When natural organic matter (TOC) is not removed during the pretreatment or treatment processes, and chlorine is added, the chemical interactions may produce DBPs. NEC and CCMD have found that the addition of chlorine dioxide has drastically helped decrease DBPs in the distribution system, reducing DPB levels below Maximum Contaminant Limits (MCLs) but does not eliminate all of the DBPs from the distribution system.

The overall goal of the pretreatment process is to improve finished water quality through the reduction of TOCs, reduce the propensity for DBP formation, and improve filtration performance by the reduction of turbidity in the raw water stream entering the existing membrane modules.

In May of 2022, NOCO Engineering Company (NEC) mobilized and operated AWC's Dissolved Air Flotation (DAF) Pilot System at CCMD's water treatment building, for a pretreatment efficacy study. The DAF system utilized a surface loading rate of 8 gpm/sf and at 12 gpm/sf with two stage flocculation. The contact time within the two-stage flocculation was 20 minutes and 15 minutes, respectively. The varying surface loading rates will be utilized to determine the clarified water quality characteristics and will help determine the surface loading rate amount for design purposes.

#### Background

Other pretreatment alternatives such as Plate Settlers and Tube Settlers were examined. DAF was selected after analyzing the needs of CCMD, and after comparing the advantages/disadvantages of a DAF system with the other alternatives outlined. When compared to Plate/Tube Settlers, DAF pretreatment systems have a relatively smaller footprint, a lower up-front capital cost, similar annual chemical costs, and produce the highest quality of water. DAF pretreatment, when compared to other alternatives, provides the largest reduction in turbidity, largest removal of TOC, aids in the oxidation of iron and manganese, and has the potential to decrease taste and odor issues should they arise. Operational advantages of a DAF system include: relative ease of installation/start-up, increased mixing/detention time for coagulation/flocculation, reduced frequency of backwash cycles and clean-in-place membrane filters. Reducing the frequency of proposed mixed media filter and membrane backwash/cleaning, combined with high-quality effluent (DAF), increases the overall life-cycle of the filter assembly and overall plant production.

### 3. Objectives

Objectives for the DAF pilot were established to meet the needs of CCMD and their customers. The objectives are as follows:

1. Improve overall finished water quality.
2. Increase run times on the existing membrane modules by decreasing the turbidity in the feed water. Increase run times and clean-in-place intervals by reducing turbidity.
3. Increase removal of total organic carbon (TOC), which in turn lowers disinfection byproduct levels (DBP) in the distribution systems.

To achieve our objectives, we evaluated two (2) different chemical combinations and various DAF surface loading rates. The results of the study are shown later in the report.

### 4. DAF Pilot System Configuration

The dimensions of the AWC DAF pilot system were 9'3"(length) x 5'6"(width) x 10'8"(height). Two different surface loading rates were evaluated in the DAF pilot, 8 gpm/sf and 12 gpm/sf. The flocculation contact time for the two surface loading rates was 20 minutes and 15 minutes, respectively.

The configuration of the DAF pilot skid system consisted of: a raw water storage container (to break the line pressure prior to the DAF Pilot), an inlet pipe with isolation valve, a magnetic flow meter, a feed pump, chemical injection ports, three (3) chemical dosing pumps, two (2) consecutive flocculation cells with hydrofoil style mixers, a level controlled recycle/air saturation system, discharge pH and turbidity meters, effluent tank with 2-inch (2") discharge outlet, observation windows in the diffuser and clarifier, DAF sampling ports, manual drain ports for each section, an automatic chain and float skimmer, and a control panel to set test parameters and record pilot run data (control panel did not work however, as data logger assembly did not record nor collect data).




Image 1: AWC Pilot DAF Skid System – Control Panel and Clarification Column

A. Flocculation/Coagulation and Mixing Chamber Configuration

Coagulation and flocculation are chemical and physical treatment processes, respectively, utilized to remove/reduce turbidity and TOC in the raw water through the DAF treatment process. Coagulation is the first-stage of pretreatment which utilizes chemical addition (Coagulants and Coagulant Aids, See Table 3, Page 12) to encourage floating particulate matter to combine and bind to form clusters known as “floc”. Coagulants are made up of positively charged molecules, which help to provide effective neutralization of water and increases the potential for floc formation.

Flocculation is the physical mixing process that assists the coagulation process. Raw water and coagulants are mixed in a two-stage flocculation basin (mixer), accelerating the rate of particle collision and leading to increased floc formation through coalescence/agglomeration of suspended particles. The DAF pilot system consisted of a two-stage mixing chamber, where the rotational velocities of flocculators are adjusted dependent on the water quality and chemicals being used. Typically, the first stage flocculation is at a higher rotational speed than the second stage flocculation.

#### B. Air Saturators and Skimmer Configuration

After coagulation and flocculation are achieved, water enters the air saturation chamber where saturated air and water consisting of microscopic air bubbles (approximately fifty microns [ $\sim 50 \mu\text{m}$ ] in diameter) are introduced. Floc becomes entrained by the upward moving flow of micro air bubbles, rendering the floc buoyant as it floats to the top of the DAF pilot system. The water flows from the top of the aeration chamber over the baffle wall to the clarification chamber. The clarification chamber contains an inclined baffle wall (experimental) which can reduce the potential for dense layers of non-aerated water to pass down into the air inlet zone. The buoyant floc rises and is forced up to the surface of the clarification chamber where the skimmer removes the buoyant floc and transfers the floc through the sludge collection chamber/trough to the discharge stream. Within the waste discharge stream, sprayers are configured to clean skimmer brushes/blades.

#### C. Proposed Mixed Media Filtration Configuration

Clarified water is collected at the base of the DAF system, where clarified effluent water samples were collected through a built-in sampling port. Ideally, clarified water would have been conveyed to a mixed media filtration assembly. However, due to the timing of the pilot study, a mixed media filtration assembly was not installed nor utilized. It is NEC's recommendation that at least two (2) independent mixed media filter assemblies be installed at the back-end of the DAF pretreatment system. Two (2) independent filter assemblies shall be constructed such that during filter backwashing procedures (backwash process duration = 5 minutes – 10 minutes) at least one filter assembly shall remain operational such that production is continuous through backwashing.

##### 1. Proposed Mixed Media Filter Assembly:

- Shall consist of a media screen, effluent outlet port, backwash inlet port, and a waste port.
- Shall be equipped with one (1) of the following: an adjustable speed supply pump, rotameter, backwash pump, backwash water holding tank with outlet flow control globe valve, an effluent outlet solenoid valve, backwash inlet solenoid valve, and a rotameter.

##### 2. Mixed Media Configuration:

- Minimum twelve-inches (12") of filter sand (effective size 0.45 mm - 0.55 mm)
- Minimum thirty-six-inches (36") of anthracite (effective size 0.95 mm – 1.05 mm)

#### D. Output Parameters

Both pilot plants had instrumentation that measured a variety of parameters. The following parameters were collected for the study:

##### 1. DAF Pilot

- a. Raw water turbidity
- b. Effluent water turbidity
- c. Raw water flow rate which was used to set the surface loading rate on the DAF pilot

##### 2. Manual Parameters

- a. Raw water TOC
- b. Finished water TOC



## 5. DAF Pilot System Start-up Procedures

Prior to starting up the pilot plant, the operator checked for leaks, cracks, visual damage, and ensured that all valves and devices/instrumentation were in working order. All isolation valves were in the open position and drain valves were in the closed position. All isolation valves and recycle pumps were operated automatically, while other equipment (pumps, mixers, skimmers, etc.) were manually operated, one at a time, prior to treatment. Components of the DAF pilot system, including the clarification chamber, tanks, and all other components where debris may have accumulated, were rinsed prior to filling with clean water and were cleaned prior to testing a new chemical regime.

Clean water is utilized to start up the DAF pilot plant; using raw water for start-up can cause damage to recycle pumps, saturator, valves etc. Once the operator was satisfied that the pre-start up checks had been completed, the operators then began the treatment process.

### A. Chemical System Start-Up Procedures

Prior to operating the DAF pilot system, chemical pumps (Blue-White Flex Flow A-100N) were primed and ready for service (operator shall refer to manufacturer's O&M for operating instructions). The operator ensured that chemical levels are well above the foot valve/pump suction and inspected all plumbing/piping for any leaks or cracks. Chemical dosing was verified at a minimum of twice per chemical regime.

### B. DAF Data Collection

DAF system data was continuously monitored and collected for both raw water (influent) and clarified/filtered water (effluent) samples. Routine samples were collected and analyzed within CCMD's water quality sampling laboratory, utilizing turbidimeters and TOC analyzers.

Turbidimeters/Analyzers: A Hach TU5400 StableCal RapidCal Laboratory Laster Turbidimeter was utilized to test and monitor turbidity in raw water and clarified DAF treatment effluent water. A formazin solution was used to calibrate the laboratory turbidimeter.

Total Organic Carbon (TOC) Analyzer: A Hach DR3900 Laboratory TOC Analyzer was utilized to test and monitor TOC in raw water and clarified DAF treatment effluent water.



Image 2: CCMD Laboratory Analyzers – Hach TU5400 Turbidimeter (NTU), Hach DR3900 Total Organic Carbon (TOC) Analyzer

## 6. Operating Procedures/Methodology

### A. DAF Pilot System Instrumentation

The instruments on the AWC pilot skid include: raw water flowmeter (FIT 011), clarified water turbidity meter (AIT 131) and pH probe (AE 130). The flowmeter (FIT 011) reading was used to pace the chemical pumps P-800, PMP – 830 and PMP – 850. The saturator includes a level transmitter (LT – 160) which is used to control the recycle pumps flow (through VFD). A pressure transmitter (PT-165) with a high-level alarm on the saturator increases the pressure inside the saturator to a set value (80 to 90 psi to be set during commissioning). A majority of the operation of the pilot equipment is automatic with some parameters requiring manual inputs.

The DAF pilot system contains a built-in control panel, providing semi-automatic operations, including an emergency stop (E-Stop) button for the DAF process. The power requirement for the panel and related equipment is: 125/250 VAC 50A [14-50R].

### B. Raw Water

The AWC DAF skid influent piping was staged to draw water from downstream of the chlorine dioxide injection on the raw water piping prior to the membrane modules. Raw water was fed through a two-inch (2") hose directly into the DAF system pilot skid trailer. A centrifugal pump with flow controlling valve (globe valve) pumped the raw water to the DAF pilot to achieve a steady state flow rate.

### C. Chemical Addition

The influent flow was manually adjusted using globe valve (GV – 010). The feed pump (P-010) provides the required pressure to pump water into the flocculation mixing chambers and overcome head losses. Magnetic flowmeter (FIT – 011) measures the influent flowrate. The chemical dosing peristaltic pumps (PMP-830, PMP-800, and PMP-850) were calibrated and set manually (chemical feed flow rate) using the peristaltic pump speed setting dial, a set of calibration columns (graduated cylinders), and a stopwatch.




Image 3: AWC DAF Pilot System Chemical Dosing Pumps (PMP-830, PMP-800, PMP-850) and Calibration Columns

#### D. Coagulation and Flocculation

The coagulants were introduced in the influent raw water line prior to the in-line static mixer (ILM – 011) and flocculation chamber (TK-111). During Stage-1 of mixing (MX-111), the flocculator provides mixing energy (~100 rpm) to increase the rate at which the chemical reaction (coagulation) occurs. The increased mixing speed prevents the flocculant from getting too large and settling at the bottom of the clarification chamber. Next, water flows into Stage-2 of mixing (MX-112), where there is a lower rotational velocity (~60 rpm). The reduced mixing intensity promotes greater floc interaction/collisions combining to form larger floc. Throughout preliminary testing of the DAF assembly, operators determined that a twenty-minute (20 min.) flocculation detention time was required to ensure raw water and coagulants/flocculants were fully mixed, homogenized. The total volume of the combined (two-stage) flocculator mixing chamber is 106 gallons.

#### E. Air Saturator Configuration

Approximately 8% - 10% of the design flow is recycled to generate saturated water, with water from the clarified water collection chamber (DAF effluent) feeding the recycle pump(s) (P-150/151). As the water enters the saturator, compressed air is introduced (C-161), and the air space pressure is maintained (~70 psi) by a pressure control valve plumbed at the air inlet port of the air saturator. The pressure control valve is a manual valve may be adjusted by the operator. The air compressor is controlled through the control panel and turns on/off using a pressure switch. The compressor is protected from over pressure by a pressure safety valve. Clarified water and recycle flow enters the top of the saturator and as it flows down, it is exposed to a stream of compressed air and mixing to create a saturated-water solution. The pressure gauge (PT-165) monitors the saturator pressure, and will trigger an alarm and shut off the recycle pump and DAF influent pump if the saturator pressure exceeds 90 psi.

Air-saturated water exits from the bottom of the saturator through an on/off valve (LV-160) to an injection manifold with 1/8" orifice nozzles within the air saturation zone. The nozzles cause a sudden release of pressure and dissolved air is released from the solution in the form of microscopic bubbles. Careful design and orientation of the saturator's nozzles eliminates the potential for turbulent recycle flows damaging the incoming floc.




Image 4: Saturated Air Mixing Zone (Clarification Chamber) – Formation of Floc, Baffles, and Approximate Floc Sizes

F. Skimmers, Collection Chamber and Wash Spray

The floating floc, which is formed at the surface of the DAF assembly, is periodically removed by a mechanical (variable speed) surface skimmer (SK-121). When operational, the skimmer gathers and pushes the float floc into the sludge collection chamber/trough, where it drains to waste. The duration and frequency can be adjusted on the control panel. A spray bar with a solenoid valve (XV-130) is installed within the DAF float trough to assist in the removal of float build-up in the sludge removal trough. The spray bar solenoid valve has a manual switch which can control the duration and frequency of spray when required. Clean water for the spray wash is supplied via the saturator assembly. Upon plant shutdown or stand-by, the skimmer shall continue to operate for one (1) complete revolution to ensure all float is removed from the surface.




Image 5: Two (2) Variable Speed Flocculator Mixing Chambers, Surface Skimmer, and Spray Bar/Sludge Removal Trough

G. Clarified Water

Clarified water, below the floating floc, passes above baffling and enters the clarified water chamber. The clarified water chamber is equipped with an overflow line, to direct any overflow water into the drain. In-line turbidimeters and pH analyzers (AIT – 131 and AE – 130) constantly monitor clarified water turbidity and pH, respectively. Clarified water samples are collected at the base of the DAF system from the sampling tap (ST – 1310), for additional CCMD laboratory testing.




Image 6: AWC DAF Pilot Turbidimeters (2 Total)

H. Shut Down Procedures

To shut down the treatment plant, select “OFF” mode on the control panel. After shutting down the DAF system, the skimmer will run for one (1) full revolution, skimming all remaining floating floc, so it doesn’t settle and transfer through the DAF effluent stream to the proposed membrane module filter assembly. Similarly, the flocculators will remain on after the DAF shut-down, to ensure that no floc settles at the bottom of the tank.

If the tank needs to be drained, the operator can manually shut-down the flocculators by using the manual switches located on the control panel. For long term shutdown (greater than 3 days) the tank shall be drained and the chemical lines should be flushed and cleaned out. For short term shutdowns (less than 3 days) the tank does not need to be drained, and chemical lines may not need to be flushed.

I. Emergency Procedures

If under any circumstance, the AWC DAF pilot system equipment malfunctions or poses an imminent safety threat, press the large red “E-STOP” button located on the DAF control Panel. Pressing the E-Stop button on the control panel cuts power to all the motors and instruments on the DAF skid. It should be noted that when pressing the “E-STOP” button, the treatment process may be lost and the tank may have to be drained out and restarted to begin producing high quality effluent.

J. Maintenance Schedule/Procedures

Table 1 contains a list of equipment and a general maintenance function and maintenance schedule for the plat (for reference only). Prior to scheduling maintenance work, CCMD staff shall refer to the manufacturer’s manual for details on all components. It is highly recommended to reference and follow the step-by-step maintenance and calibration procedures provided by the manufacturer for all instruments. This will also ensure that the warranty is not voided.

Table 1: General Maintenance Function and Maintenance Check-Up Schedule

#	Item	Maintenance Function	Schedule
<b>PIPES, VALVES AND PIPE FITTINGS</b>			
1	Valves	Check, tighten, exercise and follow maintenance procedures in the manufacturer O and M manual.	Monthly
<b>METERS AND GAUGES</b>			
2	Electric Actuators	Inspect, clean and follow maintenance procedures in manufacturer O and M manual.	As needed
3	Pressure Gauge Transmitters	Check, clean and re-calibrate and follow maintenance procedures in manufacturer O and M manual.	Biannually
4	Flowmeters	Calibrate, clean and follow maintenance procedures in manufacturer O and M manual.	As needed
<b>WATER TREATMENT PLANT EQUIPMENT</b>			
5	Filter Nozzles	Inspect for large bubbles or visual inspection when tank is drained. Replace if required.	Biannually
6	Filter Media	Inspect to see troughs are level, check for mounding, cracks, craters, irregular or uneven flow across the basin, more aggressive action in some spots and less in others	Biweekly
7	Goulds NPE Pumps	Refer to pump manufacturers manual for maintenance and preventative maintenance procedures.	Monthly
8	Compressor	Inspect Lubrication, inspect for air leaks, inspect/replace filter elements. Refer to manufacturer maintenance procedures.	As Required
<b>CONTROLS</b>			
9	Electrical Panel	Push to test – light/button	Weekly

## 7. AWC Pilot DAF Treatment Results

### A. Coagulation/ Chemical Addition (Test Parameters)

Various chemical dosages and system parameters were tested so a clear understanding of the DAF pilot system performance capabilities could be developed and a future CCMD treatment design criteria established. The primary coagulants tested throughout the study were CC-2020 and CC-2500. CC-2020 is identical in composition to CC-2500, with the only difference being the concentration. CC-2500 has a concentration of 12.5%, whereas CC-2020 has a concentration of 10.5% (chemical manufacture: USALCO). A list of chemicals utilized throughout the DAF pilot system test can be found in Table 2, and MSDS data sheets can be found within the Attachments.

Table 2: Coagulants Utilized During DAF Pilot Run #1 and Run #2

Coagulant Name	Chemical Composition Description
CC-2020	Coagulant containing no polymers (Mixed Media Filters and Membrane Filters)
CC-2500	Coagulant containing no polymers (Mixed Media Filters and Membrane Filters)

Prior to beginning DAF pilot system testing, a set of coagulation/flocculation chemicals were analyzed (jar tested) for treatment effectiveness, as well as for integration/utilization at both CCMD's proposed mixed media filter assembly and CCMD's existing membrane modules. A list of the following chemicals, and concentrations utilized within each test (Run #1 and Run #2) are contained in Table 3, below. Material Safety Data Sheets (MSDS) are provided within the attachments at the end of this report for each of the chemicals respectively.

Table 3: Test Parameters, Chemical Additions for Run #1 and Run #2

DAF Pilot Chemical Additive Concentrations				
Run #	CC 2020 (mg/L)	CC 2500 (mg/L)	Set Flow Rate (gpm)	Surface Loading Rate (gpm/ ft <sup>2</sup> )
1	-	40	27	8
2	15	15	27	8

The optimum coagulant dosage (Run #2) with respect to overall system performance on Lake Beckwith Reservoir raw water was determined to be: 15.0 mg/L of CC-2020 (coagulant), and 15.0 mg/L of CC-2500 (coagulant).

### B. DAF Results (TOC Removal)

Total Organic Carbon (TOC) is the amount of organic compounds contained in a water sample, which can be dissolved in water (liquid form) or exist in water as undissolved, suspended material. Organic matter may be plant or animal based, synthetic substances, and/or mineral carbon-containing compounds. TOC results can be used as quality control measures and as a means to monitor the efficiency/effectiveness of the DAF pilot pretreatment system. A laboratory analysis of raw water TOC and clarified water TOC was performed at CCMD's laboratory, with TOC results compared before and after pretreatment (DAF). A Hach DR3900 Laboratory TOC Analyzer was utilized to test and monitor TOC in raw water and clarified DAF treatment effluent water throughout DAF pilot sample tests. After completing DAF pretreatment sample tests (Run #1 and Run #2) and analyzing data, NEC collected and presented TOC results in Table 4.

Table 4: Raw Water vs. DAF Effluent (Range of TOC Removal, DAF Effectiveness)

Run #1	Raw Water TOC	Finished Water TOC	Percent Reduction (%)
	3.2	5.3	N/A*
Run #2	Raw Water TOC	Finished Water TOC	Percent Reduction (%)
	3.2	2.4	25%*

\*Prior to TOC laboratory analysis, DAF effluent water was not filtered, and contained debris that had settled at the base of the DAF. TOC data collected during Run #1 proved to be inaccurate and therefore results shall be considered invalid (Raw Water TOC cannot be greater than Finished Water TOC unless there was an error in sampling or testing procedures. As for Run #2 TOC removal results should be closer to 50% especially when there was a recorded 85%-95% reduction in turbidity. We found the samples were not filtered prior to sampling which leads to higher levels in the samples. At CLFP, we saw 68% reduction in turbidity with 50-62% reduction in TOCs and CCMD has 85-95% reduction in turbidity with only a 25% reduction in TOCs. We found similar results to be true at CLFP when the water was not filtered correctly.)

C. DAF Results (Turbidity Reduction)

Turbidity is a measure of how particulate matter in water scatters light, a parameter utilized to determine the “clarity” of water. Results of turbidity analysis can be utilized to indicate the presence of bacteria, pathogens, and particles which may shelter harmful organisms from disinfection processes. Turbidity results can be utilized as a quality control measure, and as a means to monitor the effectiveness of the DAF pilot pretreatment system.

A laboratory analysis of raw water turbidity and clarified water (post DAF) turbidity was performed at CCMD’s laboratory and turbidity results compared before and after pretreatment (DAF). A StableCal RapidCal Laboratory Laser Turbidimeter was utilized to test and monitor turbidity in both raw water and clarified DAF treatment effluent water, throughout the duration of DAF pilot testing. After completing multiple DAF pretreatment sample tests (Run #1 and Run #2) and analyzing data, NEC collected and presented turbidity results before and after pretreatment, in Table 5.

Table 5: Raw Water vs. DAF Effluent (Range of Turbidity Reduction, DAF Effectiveness)

Run #1	Raw Water Turbidity (NTU)	DAF Effluent (Clarified Water) Turbidity (NTU)	Percent Reduction (%)
Average	7.22	0.302	96%
Run #2	Raw Water Turbidity (NTU)	DAF Effluent (Clarified Water) Turbidity (NTU)	Percent Reduction (%)
Average	6.50	0.679*	95%

\*We saw a large debris coming into the DAF unit which lead to higher results. Ignoring the high sample results the average would be approximately 0.3 NTU.

The results of the DAF pilot system (Run #1 and Run #2) describe the effectiveness of DAF pretreatment, with levels of turbidity (NTU) reduction averaging 96% (Raw Water vs. DAF Effluent Water).

D. Monitoring pH data

pH (potential of hydrogen) is a water quality measurement, pertaining to the level of acid/base in a water sample (pH range of 0-7 = acidic, pH range of 7-14 = basic). pH is a measurement of the relative amount of free hydrogen and hydroxyl ions in the water sample. Samples that contain more free hydrogen ions will be acidic, whereas samples containing more free hydroxyl ions will be basic.

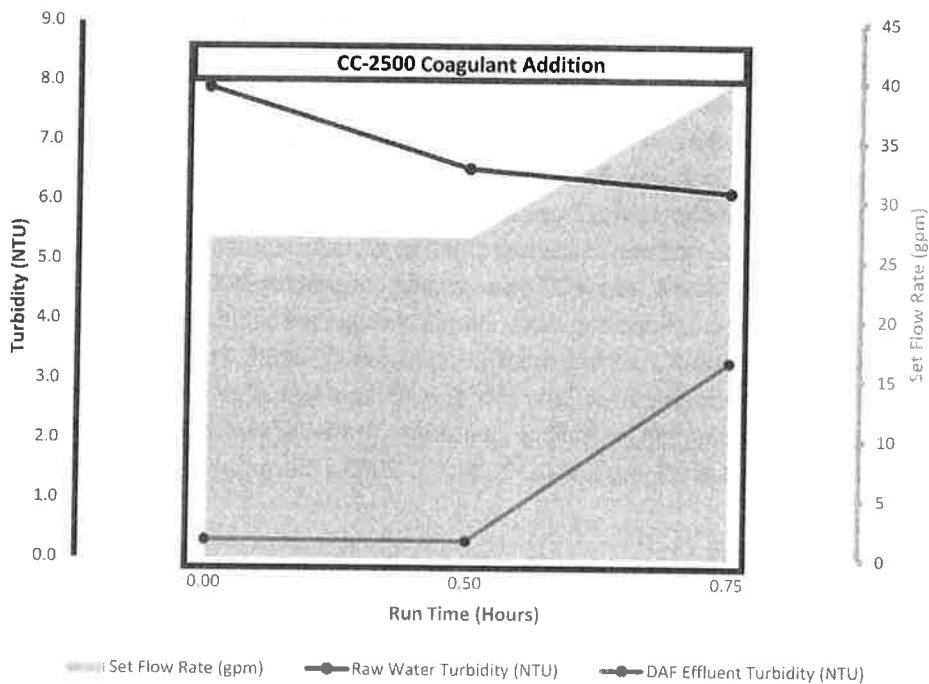
Excessively high and low pH readings can inform operators of potentially detrimental water sources. Water with high pH can result in a bitter taste, water pipes and fittings becoming encrusted with deposits, and reduces the effectiveness of chlorine disinfection, resulting in the need for additional chlorine when pH is high. Water with low pH can result in corrosion of pipes/fittings and can lead to metals or other substances dissolving into the water source (increasing the solubility) which may impact the effectiveness of pretreatment and filtration, leading to water quality issues downstream. No pH data was collected for either Run #1 or Run #2, however, in the future CCMD should monitor pH data and have a plan in place if pH changes drastically.

8. AWC DAF Pilot System Graphical Results (Run #1 – Run #6)

In order to determine the applicability and effectiveness of the DAF system to treat CCMD raw water, a series of tests (DAF pilot runs) were performed. Variations in test parameters include: DAF Flow Rate (capacity, gpm) through DAF, DAF Surface Loading Rate (gpm/ ft<sup>2</sup>), and Chemical Addition (coagulants - coagulant aids). Graphical data for each of the two (2) test scenarios are presented below (Graph 1 and Graph 2).

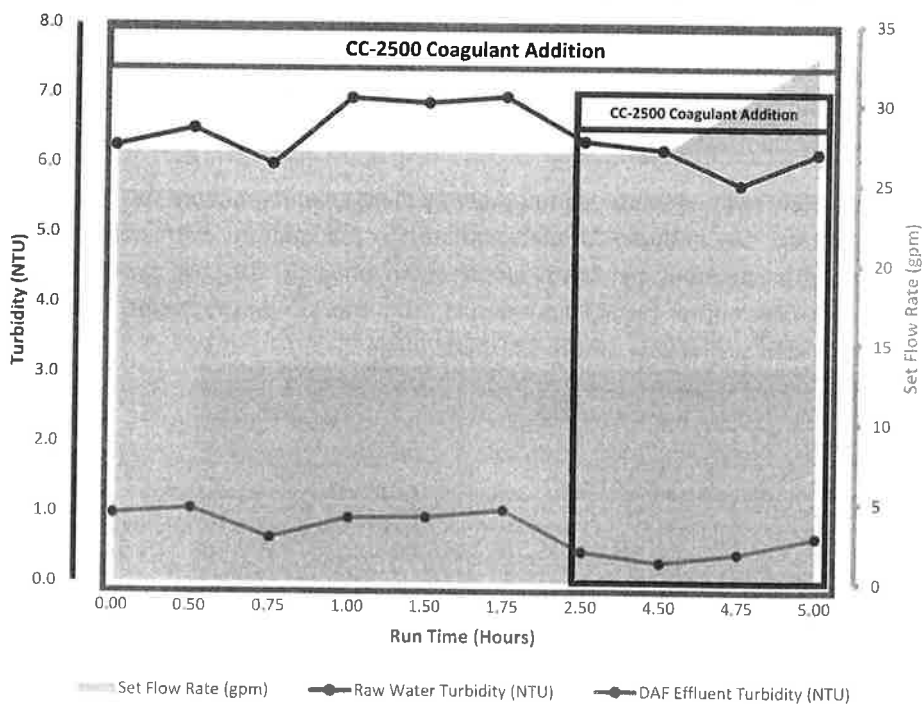


CCMD - DAF Pilot Plant - Run #1 Results (CC-2500)



Graph 1: DAF Pilot System Results – Run #1

CCMD - DAF Pilot Plant - Run #2 Results (CC-2020, CC-2500)



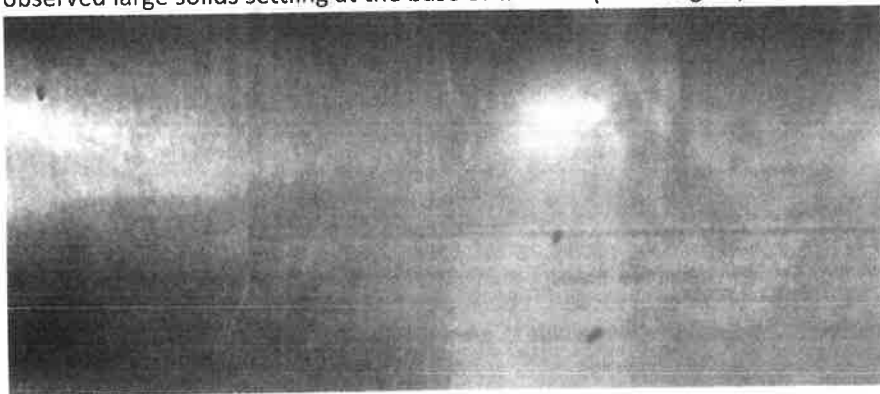
Graph 2: DAF Pilot System Results – Run #2

## 9. DAF System Effectiveness

The objectives of the pilot study were to determine the ideal DAF pretreatment configuration in regards to: DAF flocculation mixing velocities/detention time, chemical addition (coagulants/coagulant aids), flow rate/surface loading rate, air saturator configuration, and skimmer speed. A secondary objective was to determine and verify ideal operating conditions of the DAF pretreatment system at CCMD, while meeting the primary objectives. Throughout the pilot study, two (2) unique test configurations (Run #1 and Run #2) were completed. The DAF system is effective at a maximum surface loading rate of 8 gpm/sf (27 gpm), with each of the two (2) chemical regimes. At the end of each run, the DAF flow rate was increased to 40 gpm (surface loading rate of 12 gpm/sf). When the DAF flow rate was increased, above 27 gpm, a spike in turbidity (NTU) was observed and recorded. Each of the two (2) runs utilized the same chemical coagulant additive, CC-2500. Run #1 only utilized CC-2500, whereas Run #2 utilized both CC-2500 and CC-2020. The DAF pilot run times varied from a low of approximately one hour (1 hr.) for Run #1, to a high of five hours (5 hrs.) for Run #2. The chemical regime recommended for startup operations at the Beckwith Pretreatment DAF Plant was: 15 mg/L of CC-2020, and 15 mg/L of CC-2500. CC-2500 is better at TOC reduction than CC-2020 by itself.

Raw water turbidities were sampled throughout Run #1 and Run #2, and were found to be in the range of 5.7 NTU – 7.9 NTU. This is a large range and is unexpected especially with the short time frame when testing occurred. Weather and temperature conditions were similar throughout the testing period. It was noticed by the operators that large debris (>1mm in size) would inconsistently come in the DAF system and break down in the aeration phase of the DAF unit. When the debris came in, they noticed a higher level in finished water turbidity (>1.0 NTU). When there was no large debris coming in, the effluent turbidity levels dropped to approximately 0.3 NTU. Our recommendation is to install a microstrainer to remove the debris (>1mm) in size from entering the proposed DAF unit. The DAF pilot (utilizing CC-2020 and CC-2500) was able to achieve an average clarified water/effluent turbidity of approximately 0.3 NTU when the large chunks of debris were not noticed in the water. The DAF effluent water turbidities varied throughout the duration of pilot testing, such that the DAF pilot system was able to achieve an 85% - 95% reduction in turbidity.

Raw water samples and DAF effluent water samples were collected and analyzed for TOC (mg/L) at CCMD's in-house laboratory. DAF effluent samples obtained for TOC analysis were collected at the base of the DAF clarification chamber, per sampling ports (See Image 1). The DAF system was not able to remove all particulate matter (algae/plant debris) from the raw water stream, such that we observed large solids settling at the base of the DAF (See Image 7).



*Image 7: Large Organic Particulate Matter – Settling at the Base of the DAF Clarifier Chamber*

The coagulants utilized (CC-2020 and CC-2500) achieved an average DAF effluent TOC of approximately 2.4 mg/L. DAF effluent TOC data was found to be higher than normal, as a result of improper laboratory testing procedures. When analyzing water samples for TOC, standard test procedures should be followed (EPA Measurement of TOC in Water, Method 415.3) such as; running sample water through a filter media or through a filter paper prior to analysis. If the sample is not filtered, the TOC results will be higher, as there will still be coagulants bound to organic matter within the sample. The filter process will remove coagulants bound to the TOC within the finished water. What we saw at our other pilot study at Carter Lake Filter Plant (CLFP) using the DAF pilot plant was a turbidity reduction of ~78% with TOC reductions in the range of 55% to 62%. Based on previous pilot test results the TOCs reduction, if properly measured, should be in the range of 50% to 70%.


We recommend the installation of a micro strainer (nano strainer) upstream of the DAF pretreatment system to remove large, suspended solids, plankton/algae, plant/animal debris, and any other contaminants in the raw water stream prior to water entering the DAF pretreatment system. NEC also recommends the installation of a mixed media (sand/anthracite) filter assembly on the down stream side of the DAF, in order to filter clarified DAF effluent water prior to filtration at the membrane modules.

The installation of the proposed mixed media filter assembly will not only increase TOC removal and improve overall water quality, but will also allow CCMD to utilize a wider range of chemicals within the DAF pre-treatment process. Currently, the chemicals selected (CC-2020, and CC-2500) are compatible with membrane module filtration (containing no polymers) only. With the construction of the proposed mixed media filters, CCMD will be able to select a wider range of coagulant chemicals that will lead to an increase in DAF performance (TOC reduction, and turbidity removal). Primary filtration will be accomplished through the use of the proposed mixed media filter assembly, reducing loading on the existing membrane modules, extending the life-cycle of the membrane modules, and reducing the frequency of backwashing and clean-in- place (CIP) procedures.

In conclusion, our recommendation is that the DAF pretreatment system should be designed for a capacity of 3.0 MGD (surface loading rate of 6 gpm/sf) during normal operating conditions. When Distribution System Water Demands are high, the DAF System is capable of, and should be approved to operate at a higher loading rate (8 gpm/sf). The proposed mixed media filters should be designed for a surface loading rate of 5 gpm/sf with a max flow rate of 6.5 gpm/sf (noting that 6.5 gpm/sf is only for short periods of operations). The DAF basin assembly and mixed media filter assembly should be configured such that pretreatment will always continue though at-least one mixed media filtration basin, to the extent that production will not be stopped during backwash operations.

## 10. Appendix

1. AWC DAF Pilot System Schematics (Drawings)
2. MSDS Sheets (Coagulants/Chemicals)
3. DAF Pilot Results (Graph #1 and Graph #2)

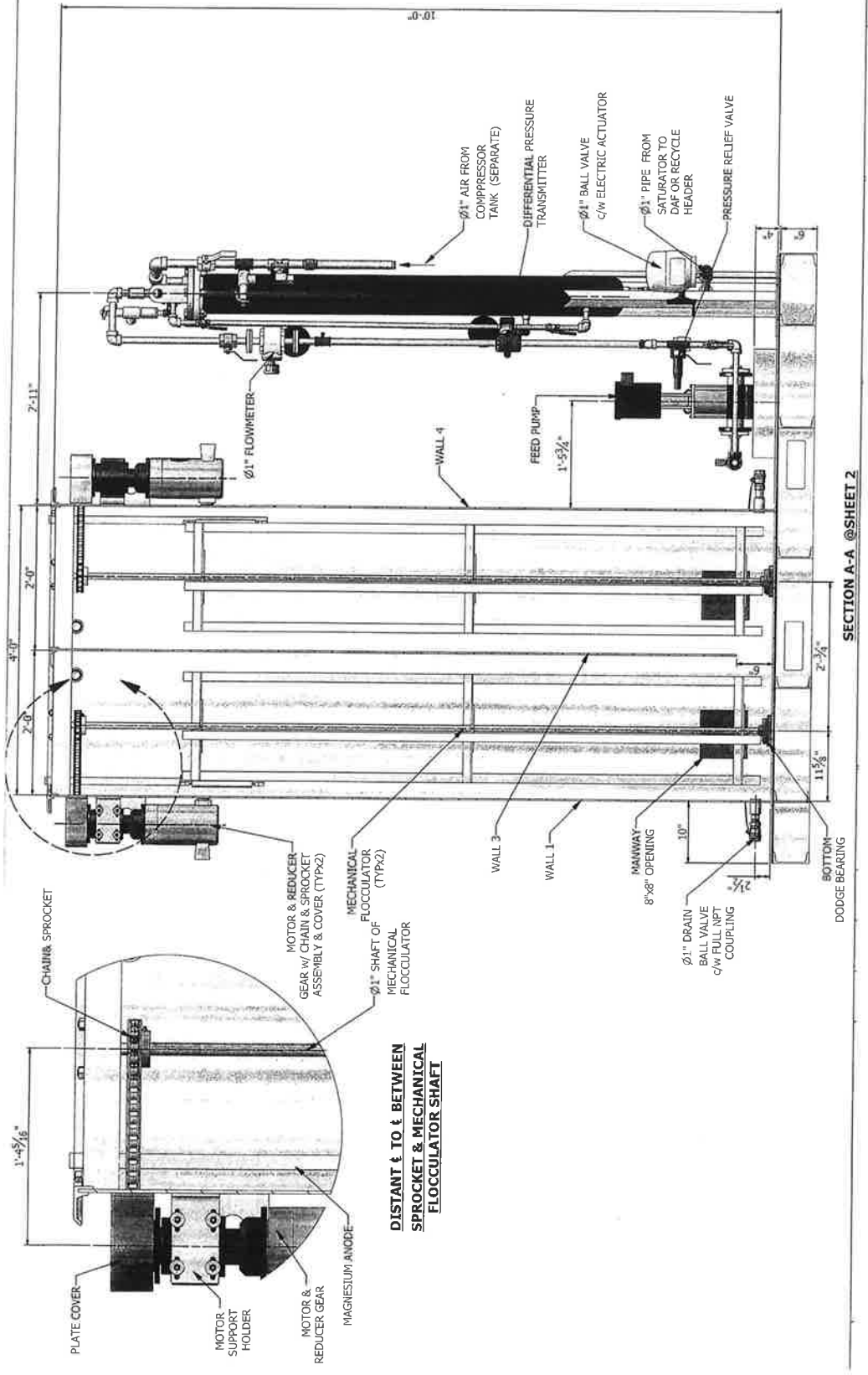


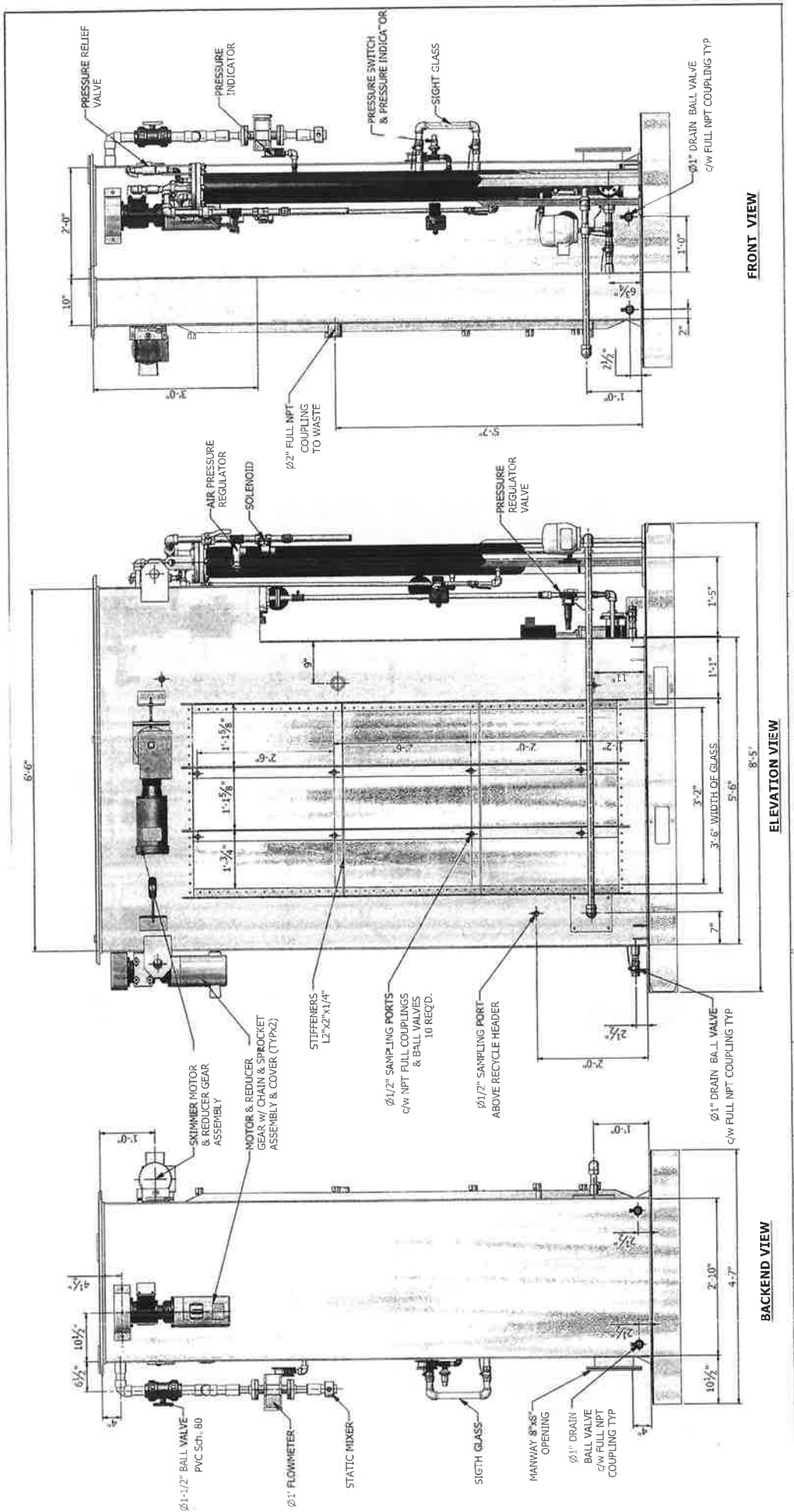
## **APPENDIX #1:**

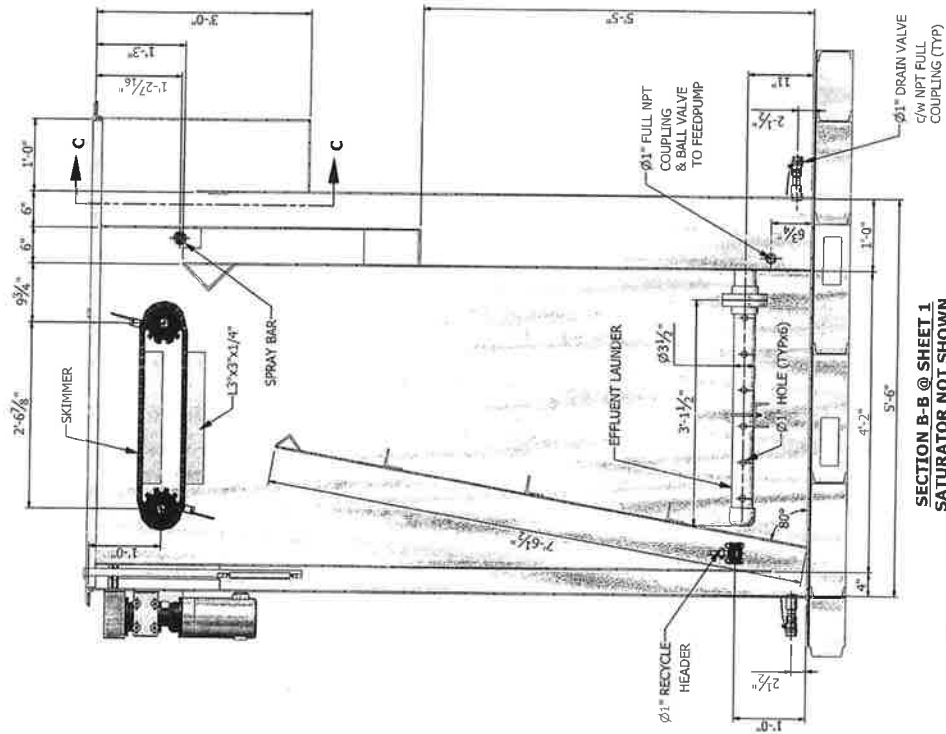
# **DAF Pilot System Schematics (Drawings)**

---

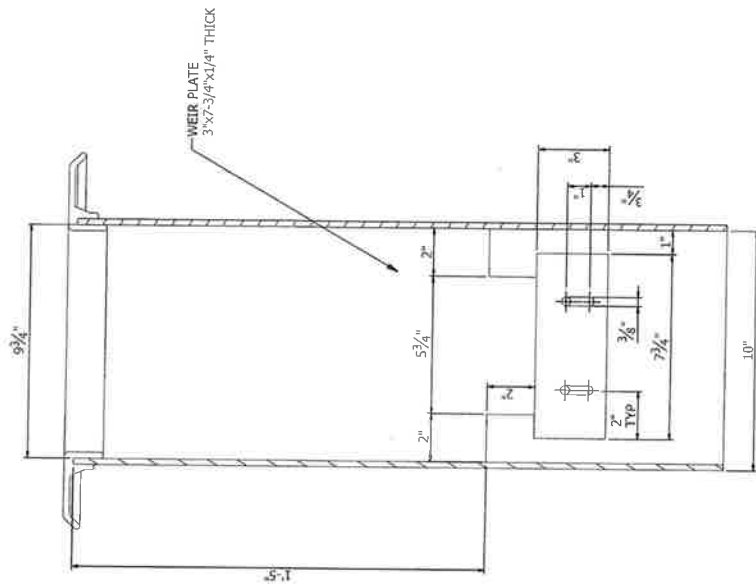
NOCO  
**ENGINEERING**  
COMPANY



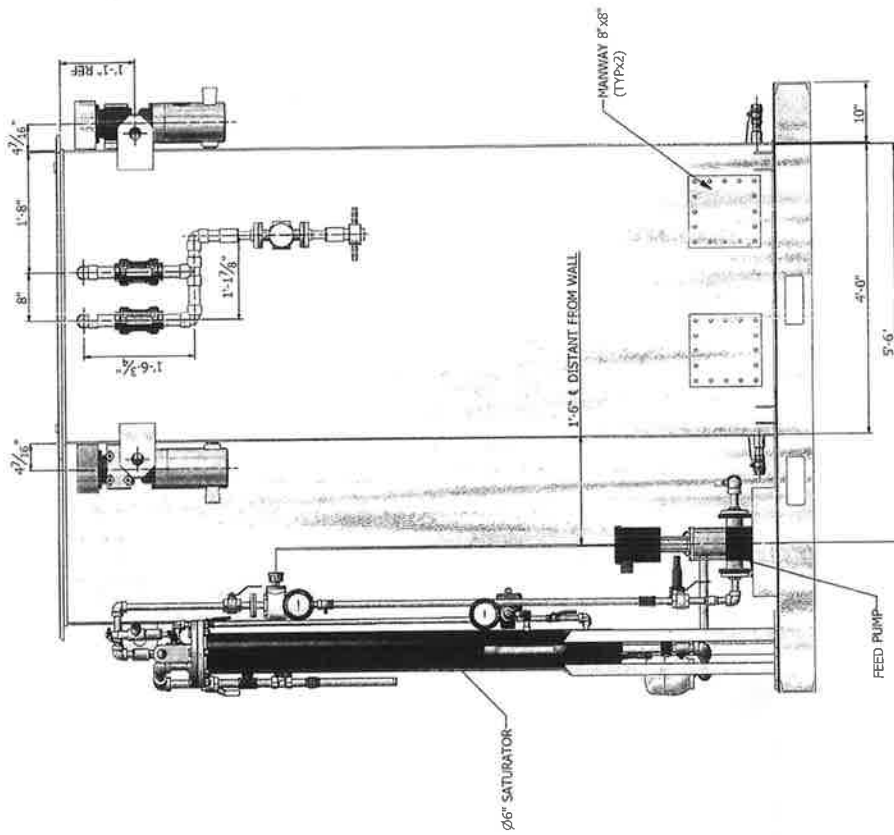




SECTION B-B @ SHEET 1  
SATURATOR NOT SHOWN

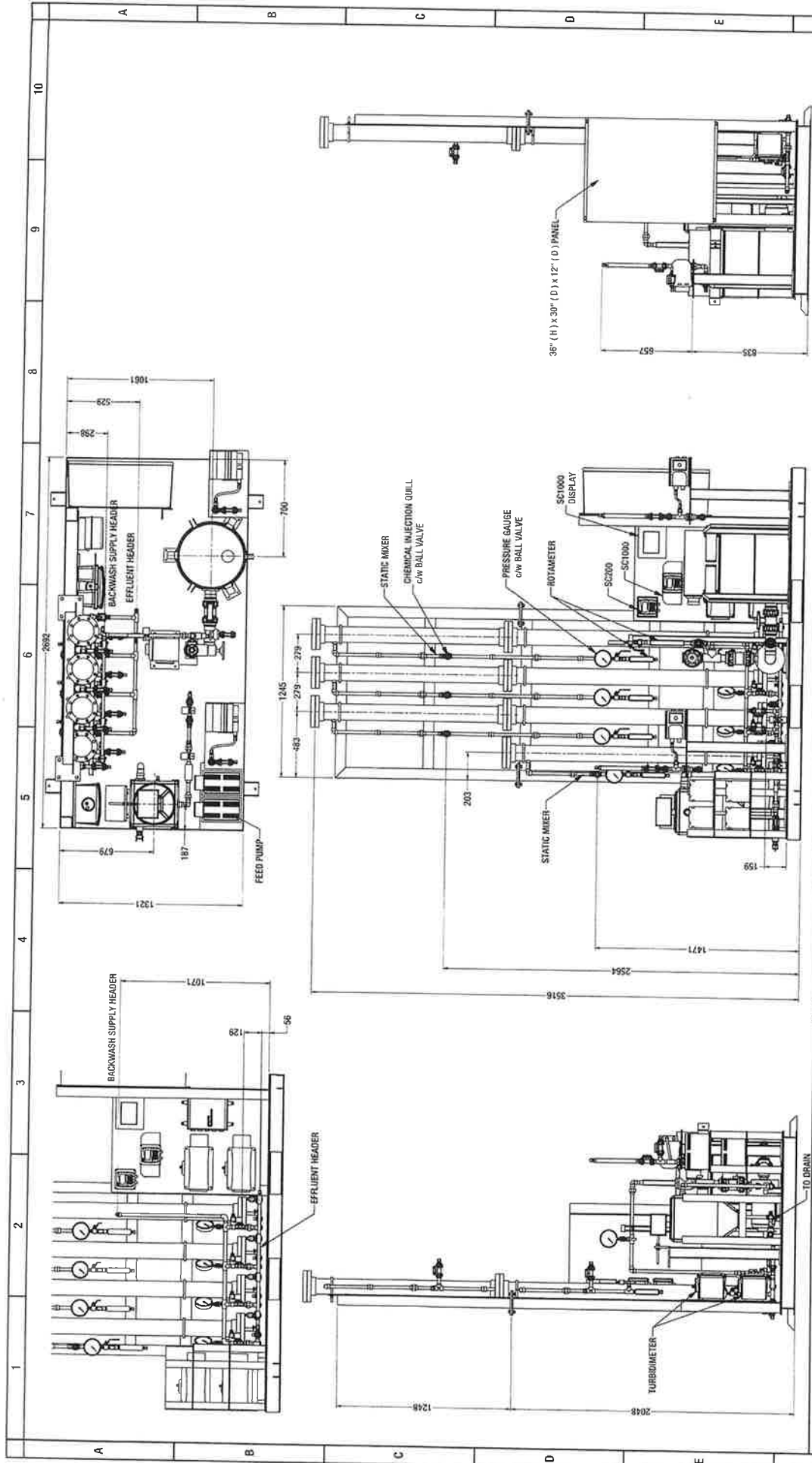


SECTION C-C



**BACK VIEW**





NOTES:

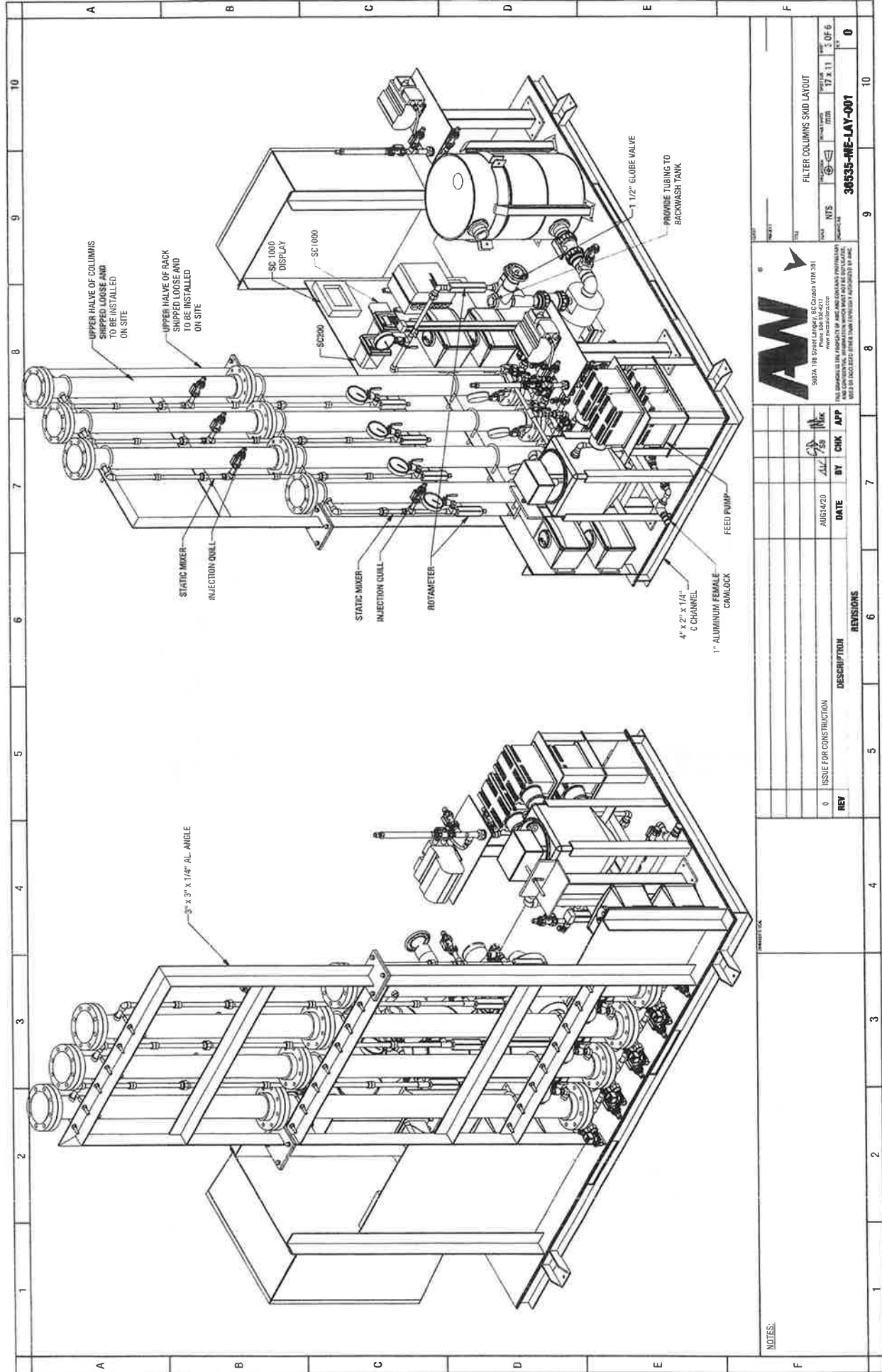
AW  
 5674 188 Street Lenoir, NC, Cary 27513  
 Phone: 919-352-4217  
 FAX: 919-352-4217  
 THE INFORMATION CONTAINED HEREIN IS THE PROPERTY OF AEC AND IS NOT TO BE REPRODUCED OR TRANSMITTED IN ANY FORM OR BY ANY MEANS, ELECTRONIC OR MECHANICAL, INCLUDING PHOTOCOPYING, RECORDING, OR BY ANY INFORMATION STORAGE AND RETRIEVAL SYSTEM.

REV	DATE	BY	CHK	APP	DESCRIPTION	REVISIONS
0	AUG 14/20	AV	AV	AV	ISSUE FOR CONSTRUCTION	

FILTER COLUMNS SKID LAYOUT

NTS  
 17 X 11  
 1 OF 8

36555-ME-LAY-001



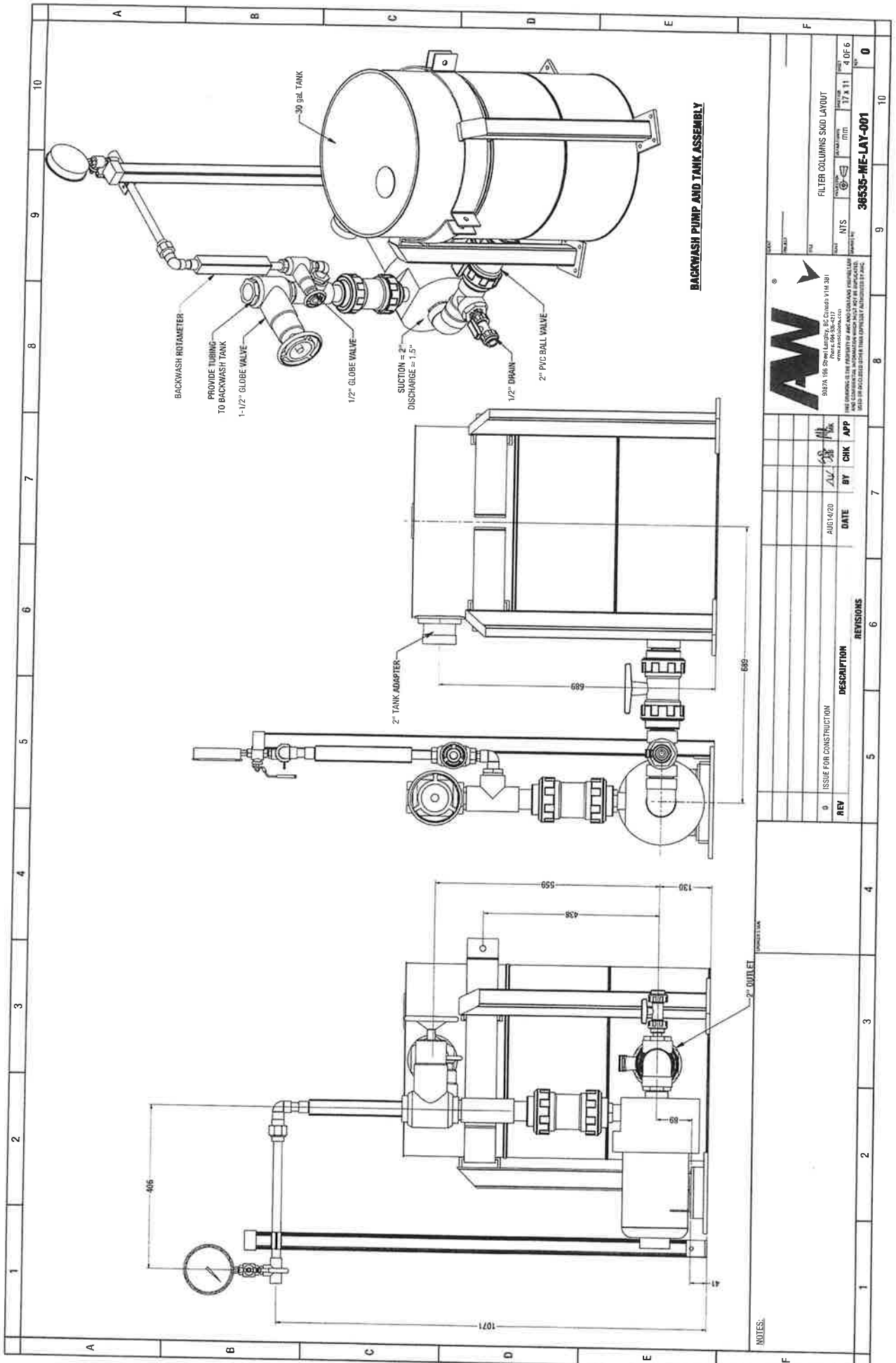
FILTER COLUMNS SKID LAYOUT  
 NTS  
 30535-ME-LAY-001  
 3 OF 6

REV	DATE	BY	CHK	APP	DESCRIPTION
0	AUG 14/20	JLL	JSS	JMK	ISSUE FOR CONSTRUCTION

REV	DATE	BY	CHK	APP	DESCRIPTION

NOTES:

10 9 8 7 6 5 4 3 2 1  
 A B C D E F



NOTES:

10/20/10

REV	DESCRIPTION	REVISIONS
0	ISSUE FOR CONSTRUCTION	

DATE	BY	CHK	APP
AUG 14 20	JAL		

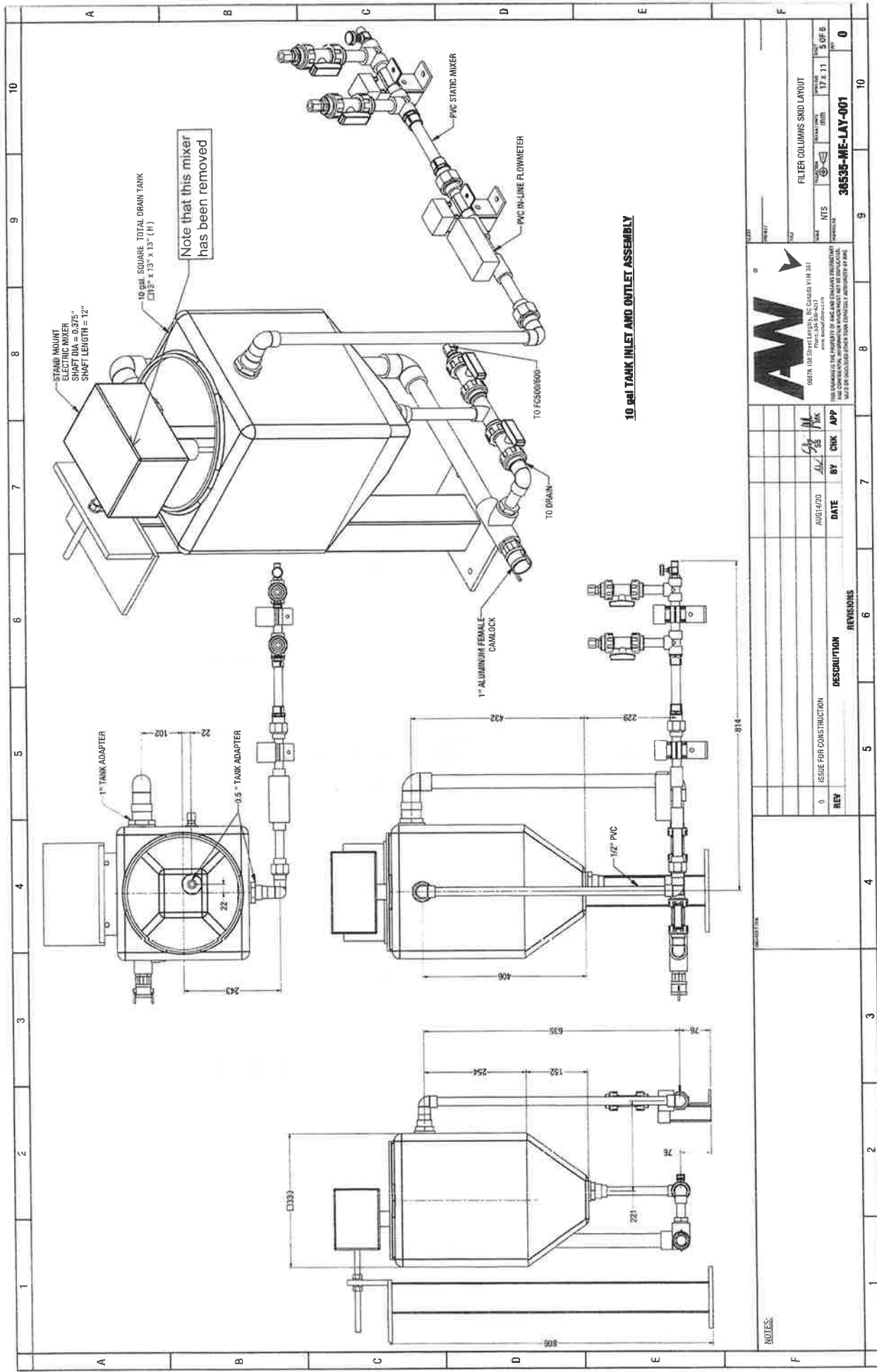
DATE	BY	CHK	APP

**AW**

5827A 168 Street, Suite 105, Columbia, VA 22501  
 Phone: 540-552-2121  
 Fax: 540-552-2122  
 www.aawcolumns.com  
 AAW COLUMNS, INC. IS AN EQUAL OPPORTUNITY AND AFFIRMATIVE ACTION EMPLOYER.  
 THIS DOCUMENT IS THE PROPERTY OF AAW COLUMNS, INC. IT IS TO BE USED ONLY FOR THE PROJECT AND SITE SPECIFICALLY AUTHORIZED BY AAW.

PROJECT: \_\_\_\_\_  
 SHEET NO: \_\_\_\_\_  
 TOTAL SHEETS: \_\_\_\_\_  
 DATE: \_\_\_\_\_  
 DRAWN BY: \_\_\_\_\_  
 CHECKED BY: \_\_\_\_\_  
 APPROVED BY: \_\_\_\_\_

36535-RE-LAY-001  
 4 OF 6  
 17 x 11



STAND MOUNT  
ELECTRIC MIXER  
SHAFT DIA = 0.375"  
SHAFT LENGTH = 12"

10 ml SQUARE TOTAL DRAIN TANK  
1.5" x 1.5" x 1.5" (H)

Note that this mixer  
has been removed

**10 ml TANK INLET AND OUTLET ASSEMBLY**



REV	DATE	BY	CHK	APP	DESCRIPTION	REVISIONS
0	AUG14/20	ALV	SS	JRK	ISSUE FOR CONSTRUCTION	

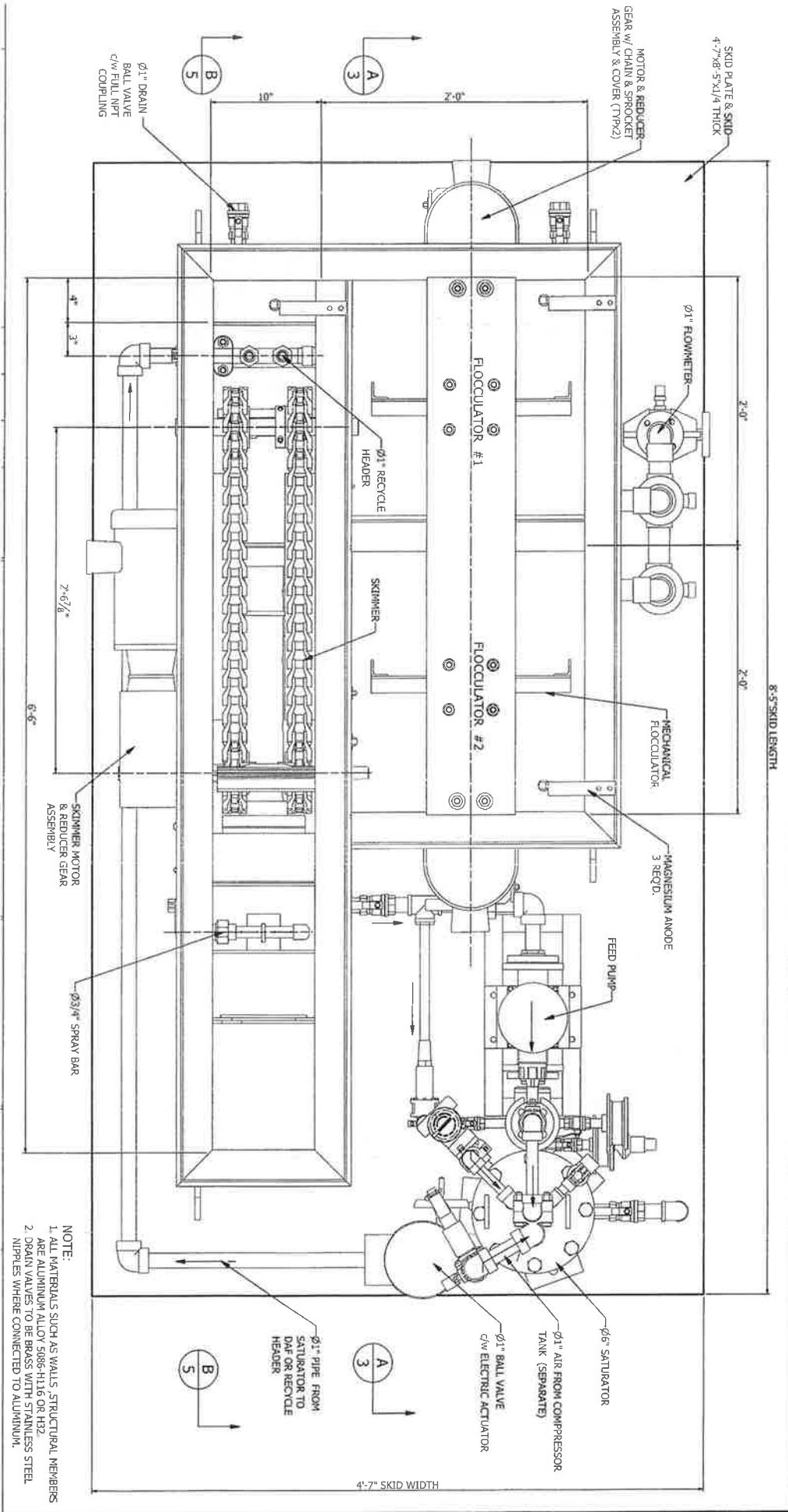
REV	DATE	BY	CHK	APP	DESCRIPTION	REVISIONS

REV	DATE	BY	CHK	APP	DESCRIPTION	REVISIONS

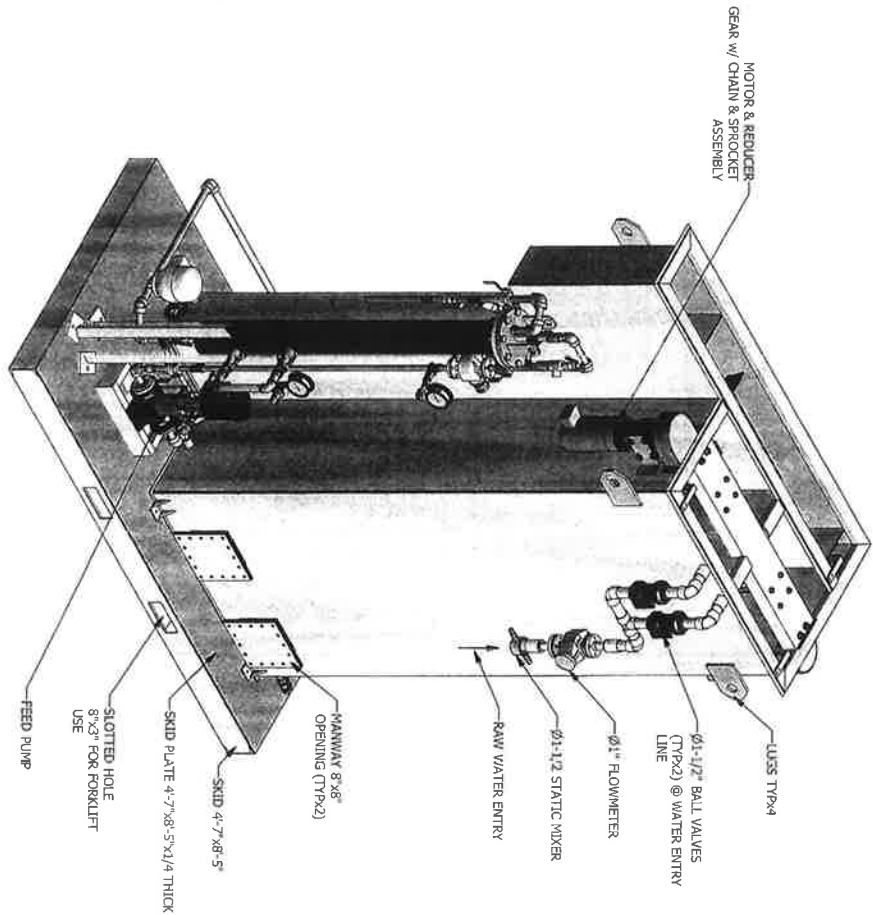
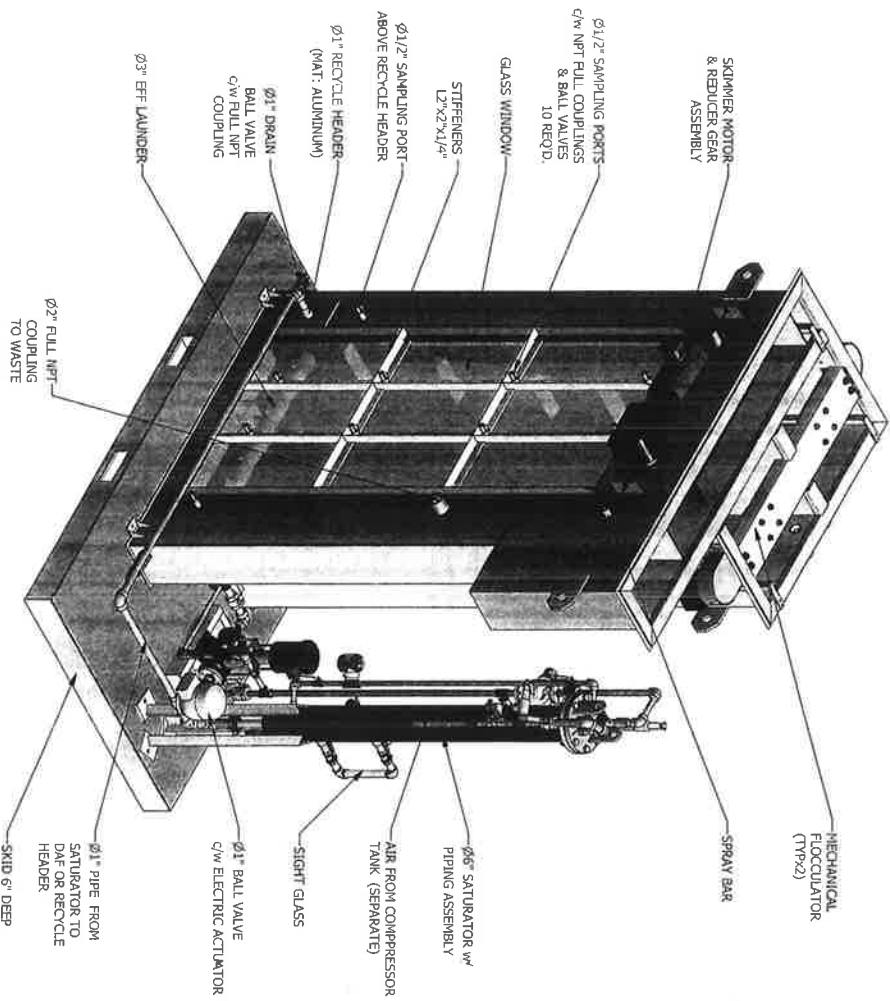
NO.	DESCRIPTION	QTY	UNIT	DATE	BY
1	10 ml TANK INLET AND OUTLET ASSEMBLY	1	ASSEMBLY	17 x 11	5 OF 5

36535-ME-LAY-001

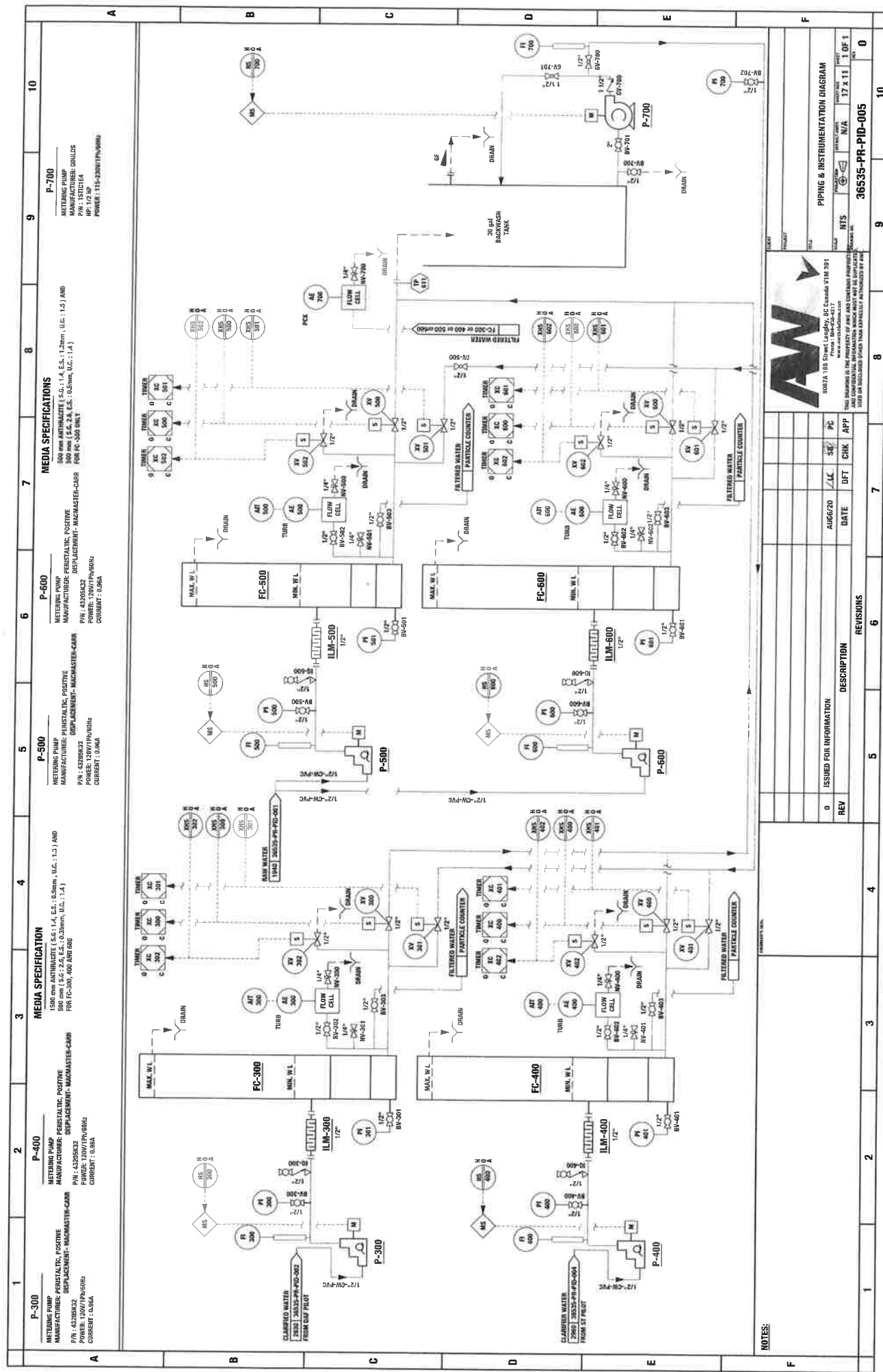
NOTES:



NOTE:  
 1. ALL MATERIALS SUCH AS WALLS, STRUCTURAL MEMBERS  
 ARE ALUMINUM ALLOY 5086-H116 OR H32  
 2. DRAIN VALVES TO BE BRASS WITH STAINLESS STEEL  
 NIPPLES WHERE CONNECTED TO ALUMINUM.



**ISOMETRIC VIEW  
 INCLUDING SATURATOR PIPING CONNECTION**



Section	1	2	3	4	5	6	7	8	9	10
<b>P-300</b>	<b>MEDIA SPECIFICATION</b> 1500 mm ANTHRACITE (S.G.: 1.4, E.S.: 0.6mm, U.C.: 1.3) AND 500 mm I.S.C. 2.6, E.S.: 0.3mm, U.C.: 1.4) FOR FC-300, 400 AND 600 MANUFACTURER: PERISTALTIC POSITIVE REPLACEMENT: MACMASTER-CAM P/N: 432083C2 POWER: 120V/1PH/60HZ CURRENT: 0.36A									
<b>P-400</b>	<b>MEDIA SPECIFICATION</b> 1500 mm ANTHRACITE (S.G.: 1.4, E.S.: 0.6mm, U.C.: 1.3) AND 500 mm I.S.C. 2.6, E.S.: 0.3mm, U.C.: 1.4) FOR FC-300, 400 AND 600 MANUFACTURER: PERISTALTIC POSITIVE REPLACEMENT: MACMASTER-CAM P/N: 432083C2 POWER: 120V/1PH/60HZ CURRENT: 0.36A									
<b>P-500</b>	<b>MEDIA SPECIFICATION</b> 1500 mm ANTHRACITE (S.G.: 1.4, E.S.: 0.6mm, U.C.: 1.3) AND 500 mm I.S.C. 2.6, E.S.: 0.3mm, U.C.: 1.4) FOR FC-300, 400 AND 600 MANUFACTURER: PERISTALTIC POSITIVE REPLACEMENT: MACMASTER-CAM P/N: 432083C2 POWER: 120V/1PH/60HZ CURRENT: 0.36A									
<b>P-600</b>	<b>MEDIA SPECIFICATION</b> 1500 mm ANTHRACITE (S.G.: 1.4, E.S.: 0.6mm, U.C.: 1.3) AND 500 mm I.S.C. 2.6, E.S.: 0.3mm, U.C.: 1.4) FOR FC-300, 400 AND 600 MANUFACTURER: PERISTALTIC POSITIVE REPLACEMENT: MACMASTER-CAM P/N: 432083C2 POWER: 120V/1PH/60HZ CURRENT: 0.36A									
<b>P-700</b>	<b>MEDIA SPECIFICATIONS</b> 300 mm ANTHRACITE (S.G.: 1.4, E.S.: 1.2mm, U.C.: 1.5) AND 300 mm I.S.C. 2.6, E.S.: 0.5mm, U.C.: 1.4) FOR FC-500 ONLY MANUFACTURER: GOULDS P/N: 15T01E4 HP: 1/2 HP POWER: 115-200V/1PH/60HZ									

**NOTES:**

AW

3007A 188 Street Langley, BC Canada V1M 3B1  
 www.awcontrols.com


This document is the property of AW and contains proprietary information. It is not to be distributed or used for any other project without the written permission of AW Controls Inc.

REV	DESCRIPTION	DATE	DFT	CHK	APP
0	ISSUED FOR INFORMATION	AUG/20	AL	SE	PC

PIPING & INSTRUMENTATION DIAGRAM

36535-PR-PID-005

17 X 11 T OF 1



---

## **APPENDIX #2:**

# **MSDS Sheets (Coagulants/Chemicals)**

---

NOCO  
ENGINEERING  
COMPANY



# DeIPAC 2500



SDS No. 102

1/31/2019

## Safety Data Sheet

### 1. IDENTIFICATION

#### Product Identifier

**Product Name** Aluminum Chloride Hydroxide Sulfate Solution

#### Other means of identification

SDS # 102

UN/ID No UN1760

#### Manufacturer

USALCO, LLC  
2601 Cannery Ave  
Baltimore, MD 21226

#### Recommended use of the chemical and restrictions on use

**Recommended Use** Water treatment chemical.

#### Emergency Telephone Number

**Company Phone Number** 410-918-2230

**Emergency Telephone (24 hr)** 800-282-5322

### 2. HAZARDS IDENTIFICATION

**Appearance** Clear, Colorless to amber  
**Physical State** Liquid  
**Odor** Negligible

#### Classification

Irritating to eyes	Category 2
Corrosive to metals	Category 1

#### Signal Word

Warning

#### Hazard Statements

Causes skin and eye irritation

May be corrosive to metals



#### Precautionary Statements - Prevention

Wash face, hands and any exposed skin thoroughly after handling.

Do not eat, drink or smoke when using this product.

Wear protective gloves, and eye protection. Keep only in original container.

#### Precautionary Statements - Response

If on skin: Wash with plenty of water. If skin irritation occurs: Get medical attention. Take off contaminated clothing and wash it before reuse. If in eyes: Rinse cautiously with water for several minutes. Remove contact lenses, if present and easy to do. Continue rinsing. If eye irritation persists: Get medical attention.

#### Precautionary Statements - Storage

Store in corrosive resistant plastic or FRP container or a container with corrosive resistant inner liner.

#### Precautionary Statements - Disposal

Dispose in accordance with all applicable regulations. Subject to disposal regulations: U.S. EPA 40 CFR 262. Hazardous Waste Number(s): May be D002 under §261.22(a)(2) due to the rate of corrosion of metal.

**3. COMPOSITION/INFORMATION ON INGREDIENTS**

**Synonyms** Polyaluminum chloride, solution

Chemical Name	CAS No	Weight-%
Water	7732-18-5	55-85
Aluminum Chloride Hydroxide Sulfate	39290-78-3	15-45

**4. FIRST-AID MEASURES**
**First Aid Measures**

<b>General Advice</b>	After first aid, get appropriate in-plant, paramedic, or community medical support.
<b>Eye Contact</b>	Rinse immediately with plenty of water, also under the eyelids, for at least 15 minutes. Get immediate medical advice/attention.
<b>Skin Contact</b>	Wash off immediately with plenty of water. Take off contaminated clothing.
<b>Inhalation</b>	(mist or spray) Remove from exposure; seek medical treatment if any symptoms occur.
<b>Ingestion</b>	If conscious give large amounts of water. Seek medical attention immediately.

**Most important symptoms and effects**

**Symptoms** Causes serious eye damage. May cause skin irritation.

**Indication of any immediate medical attention and special treatment needed**

**Notes to Physician** Treat symptomatically.

**5. FIRE-FIGHTING MEASURES**

**Suitable Extinguishing Media** Use extinguishing measures that are appropriate to local circumstances and the surrounding environment.

**Unsuitable Extinguishing Media** None identified.

**Specific Hazards Arising from the Chemical** Negligible fire hazard. Decomposition products may be toxic.

**Hazardous Decomposition Products** Hydrogen chloride. Sulfur dioxide.

**Protective equipment and precautions for firefighters**

As in any fire, wear self-contained breathing apparatus pressure-demand, MSHA/NIOSH (approved or equivalent) and full protective gear. Do not release runoff from fire control methods to sewers or waterways.

**6. ACCIDENTAL RELEASE MEASURES**
**Personal precautions, protective equipment and emergency procedures**

<b>Personal Precautions</b>	Use personal protection recommended in Section 8. Keep unnecessary people away, isolate hazard area and restrict entry.
<b>Environmental Precautions</b>	Do not release into sewers or waterways. See Section 12 for additional Ecological Information.

**Methods and material for containment and cleaning up**

**Methods for Containment** Prevent further leakage or spillage if safe to do so.

**Methods for Clean-Up**

Small Spills: If directed to an industrial sewer, wash down with large volumes of water. Spills can be neutralized and absorbed with soda ash or lime, but neutralization will release carbon dioxide, which can generate a breathing hazard. For large spills, dike far ahead of spill for later disposal. Contain large spills and pump into a suitable tank for disposal. Neutralize with soda ash or lime if necessary. Adequate ventilation is required due to release of Carbon Dioxide.

**7. HANDLING AND STORAGE****Precautions for safe handling****Advice on Safe Handling**

Ensure that all containers are labeled in accordance with OSHA regulations. Treat as a dilute acid. Avoid contact with metal, as product will slowly corrode iron, brass, copper, aluminum and mild steel. Avoid contact with skin and eyes. Use personal protection recommended in Section 8. Wash thoroughly after handling. Do not breathe dust/fume/gas/mist/vapors/spray.

**Conditions for safe storage, including any incompatibilities****Storage Conditions**

Keep containers tightly closed in a dry, cool and well-ventilated place. Keep storage temperature below 30°C/86°F. Store away from incompatible materials. Keep only in original container.

**Packaging Materials**

Store in rubber-lined, plastic or FRP vessels.

**Incompatible Materials**

Metals such as aluminum, tin, and zinc. Strong alkalis.

**8. EXPOSURE CONTROLS/PERSONAL PROTECTION****Exposure Guidelines**

No exposure limits noted for ingredient(s)

**Appropriate engineering controls****Engineering Controls**

Eyewash stations. Showers.

**Individual protection measures, such as personal protective equipment****Eye/Face Protection**

Wear appropriate protective eyeglasses or chemical safety goggles as described by OSHA's eye and face protection regulations in 29 CFR 1910.133. Contact lenses are not eye protective devices. Appropriate eye protection must be worn instead of, or in conjunction with, contact lenses.

**Skin and Body Protection**

Wear appropriate clothing to prevent repeated or prolonged skin contact.

**Respiratory Protection**

Seek professional advice prior to respirator selection and use. Select respirator based on its suitability to provide adequate worker protection for given working conditions, level of airborne contamination, and presence of sufficient oxygen. **WARNING!** Air-purifying respirators do not protect workers in oxygen-deficient atmospheres.

**General Hygiene Considerations**

Contaminated Equipment: Separate contaminated work clothes from street clothes. Remove this material from your shoes and clean personal protective equipment. Do not eat, drink, smoke, or apply cosmetics while handling this product. Always observe good personal hygiene measures, such as washing after handling the material and before eating, drinking, and/or smoking. Wash contaminated clothing before reuse.

**9. PHYSICAL AND CHEMICAL PROPERTIES**
**Information on basic physical and chemical properties**

Appearance	Liquid, clear, colorless to amber color
Odor	Negligible
Odor threshold	Not determined
pH	>2 to 3.5
Relative density; (specific gravity)	1.2 ± 0.1 (1=Water) @ 4°C
Melting point/freezing point	< -17.8°C / <0°F
Initial boiling point and boiling range	> 110°C / >230°F
Decomposition temperature	±120°C / 250°F
Viscosity	5-50 centipoise @ 25 °C (77 °F)
Auto-ignition temperature	Not flammable
Evaporation rate;	Similar to water
Flammability (solid, gas)	Not flammable
Flash point	Will not burn
Upper/lower flammability or explosive limits	Will not burn
Partition coefficient: n-octanol/water	Not relevant
Solubility	Soluble in water
Vapor density	Similar to water
Vapor pressure	Similar to water

**10. STABILITY AND REACTIVITY**
**Reactivity**

Not reactive under normal conditions.

**Chemical Stability**

Stable under recommended storage conditions.

**Possibility of Hazardous Reactions**

Reacts with Zinc and Aluminum to form Hydrogen gas. Contact with strong alkalis (e.g. Ammonia and its solutions, Sodium hydroxide (caustic), Potassium hydroxide, chlorites) may generate heat, splattering or boiling and toxic vapors.

**Hazardous Polymerization**      Hazardous polymerization does not occur.

**Conditions to Avoid**

Contact with incompatible materials.

**Incompatible Materials**

Metals such as aluminum, tin, and zinc. Strong alkalis.

**Hazardous Decomposition Products**

Hydrogen chloride, Sulfur dioxide.

**11. TOXICOLOGICAL INFORMATION**
**Information on likely routes of exposure**
**Product Information**

**Eye Contact**      Causes serious eye irritation.

**Skin Contact**      Avoid contact with skin.

**Inhalation**      Avoid breathing vapors or mists.

**Ingestion**      Do not taste or swallow.

**Component Information**

Chemical Name	Oral LD50	Dermal LD50	Inhalation LC50
Aluminum Chloride Hydroxide Sulfate 39290-78-3	> 5000 mg/kg ( Rat )	-	-

**Information on physical, chemical and toxicological effects**

**Symptoms** Please see section 4 of this SDS for symptoms.

**Delayed and immediate effects as well as chronic effects from short and long-term exposure**

**Carcinogenicity** This product does not contain any carcinogens or potential carcinogens as listed by OSHA, IARC or NTP.

**Numerical measures of toxicity**

Not determined

**12. ECOLOGICAL INFORMATION**
**Ecotoxicity**

An environmental hazard cannot be excluded in the event of unprofessional handling or disposal.

Chemical Name	Algae/aquatic plants	Fish	Toxicity to microorganisms	Crustacea
Aluminum Chloride Hydroxide Sulfate 39290-78-3		1460 - 1500: 48 h Leuciscus idus melanotus mg/L LC50 static		

**Persistence/Degradability**

Not determined

**Bioaccumulation**

Not determined

**Mobility**

Chemical Name	Partition Coefficient
Aluminum Chloride Hydroxide Sulfate 39290-78-3	3

**Other Adverse Effects**

Not determined

**13. DISPOSAL CONSIDERATIONS**
**Waste Treatment Methods**

**Disposal of Wastes** Disposal should be in accordance with applicable regional, national and local laws and regulations. Subject to disposal regulations: U.S. EPA 40 CFR 262. Hazardous Waste Number(s): May be D002 under §261.22(a)(2) due to the rate of corrosion of metal.

**Contaminated Packaging** Disposal should be in accordance with applicable regional, national and local laws and regulations.

**14. TRANSPORT INFORMATION**

**Note** Please see current shipping paper for most up to date shipping information, including exemptions and special circumstances.

**DOT**

**UN/ID No** UN1760  
**Proper Shipping Name** Corrosive liquid, n.o.s. (Aluminum chloride hydroxide sulfate)  
**Hazard Class** 8  
**Packing Group** III

**IATA**

**UN/ID No** UN1760  
**Proper Shipping Name** Corrosive liquid, n.o.s. (Aluminum chloride hydroxide sulfate)  
**Hazard Class** 8  
**Packing Group** III

**IMDG**

**UN/ID No** UN1760  
**Proper Shipping Name** Corrosive liquid, n.o.s. (Aluminum chloride hydroxide sulfate)  
**Hazard Class** 8  
**Packing Group** III  
**Marine Pollutant** This material may meet the definition of a marine pollutant

**15. REGULATORY INFORMATION**

**International Inventories**

Not determined

**US Federal Regulations**

**Component Analysis**

None of this products components are listed under SARA Section 302 (40 CFR 355 Appendix A), SARA Section 313 (40 CFR 372.65), or CERCLA (40 CFR 302.4).

**SARA 311/312 Hazard Categories**

<b>Acute Health Hazard</b>	Yes
<b>Chronic Health Hazard</b>	No
<b>Fire Hazard</b>	No
<b>Sudden Release of Pressure Hazard</b>	No
<b>Reactive Hazard</b>	No

**SARA 313**

Not listed

**CWA (Clean Water Act)**

Not listed

**US State Regulations**

**U.S. State Right-to-Know Regulations**

Not determined

**16. OTHER INFORMATION**

<b><u>NFPA</u></b>	<b>Health Hazards</b>	<b>Flammability</b>	<b>Instability</b>	<b>Special Hazards</b>
	1	0	0	Not determined
<b><u>HMIS</u></b>	<b>Health Hazards</b>	<b>Flammability</b>	<b>Physical Hazards</b>	<b>Personal Protection</b>
	1	0	0	Not determined

**Issue Date** 2/1/2012  
**Revision Date:** 3/3/2015 New format; 1/31/2019 Review  
**Revision Note**

**Disclaimer**

The information provided in this Safety Data Sheet is correct to the best of our knowledge, information and belief at the date of its publication. The information given is designed only as a guidance for safe handling, use, processing, storage, transportation, disposal and release and is not to be considered a warranty or quality specification. The information relates only to the specific material designated and may not be valid for such material used in combination with any other materials or in any process, unless specified in the text.

**End of Safety Data Sheet**



CC 2000

## SAFETY DATA SHEET

OSHA HCS (29 CFR 1910.1200)

### SECTION 1: PRODUCT AND COMPANY IDENTIFICATION

**Product identifier**

Chemical Name	Aluminum Chlorohydrate Solution
CAS No.	12042-91-0
Trade Name	CC 2000
Product Code	None

**Relevant identified uses of the substance or mixture and uses advised against**

Identified Use(s)	Water Treatment Chemical
Uses Advised Against	None

Company Identification	USALCO Modesto Plant, LLC 2601 Cannery Ave Baltimore, MD 21226
------------------------	--

Telephone	(410)-354-0100
Fax	(410)-354-1021

E-Mail (competent person)	<a href="mailto:info@usalco.com">info@usalco.com</a>
---------------------------	--

**Emergency telephone number**

Emergency Phone No.	CHEMTREC 24 hr, (800) 424-9300; Not classified as dangerous for transport.
---------------------	--

### SECTION 2: HAZARDS IDENTIFICATION

**Classification of the substance or mixture**

OSHA HCS (29 CFR 1910.1200)	Not classified as dangerous for supply/use.
-----------------------------	---

**Label elements**

Hazard Symbol	None
---------------	------

Signal word(s)	None
----------------	------

Hazard Statement(s)	None
---------------------	------

Precautionary Statement(s)	Avoid contact with skin and eyes. Wear protective gloves/eye protection. IF INHALED: Get medical advice/attention if you feel unwell. IF ON SKIN: Wash with plenty of soap and water. If irritation (redness, rash, blistering) develops, get medical attention. IF IN EYES: Rinse cautiously with water for several minutes. Remove contact lenses, if present and easy to do. Continue rinsing. If irritation develops and persists, get medical attention. IF SWALLOWED: Call a POISON CENTER or doctor/physician if you feel unwell.
----------------------------	---

**Other hazards**

None

**SECTION 3: COMPOSITION/INFORMATION ON INGREDIENTS**

Hazardous Ingredient(s)	% wt.*	CAS No.	Hazard classification
Aluminum Chlorohydrate	50	12042-91-0	Not classified as dangerous for supply/use.
Water	50	7732-18-5	Not classified as dangerous for supply/use.

**Additional Information** - Substances in the product which may present a health or environmental hazard, or which have been assigned occupational exposure limits, are detailed below: **None**

**SECTION 4: FIRST AID MEASURES**



**Description of first aid measures**

- Inhalation: Get medical advice/attention if you feel unwell.
- Skin Contact: Wash affected skin with soap and water. If irritation (redness, rash, blistering) develops, get medical attention.
- Eye Contact: Rinse cautiously with water for several minutes. Remove contact lenses, if present and easy to do. Continue rinsing. If irritation develops and persists, get medical attention.
- Ingestion: Call a POISON CENTER or doctor/physician if you feel unwell.

**Most important symptoms and effects, both acute and delayed** None

**Indication of any immediate medical attention and special treatment needed** IF SWALLOWED: Immediately call a POISON CENTER or doctor/physician.

**SECTION 5: FIRE-FIGHTING MEASURES**

**Extinguishing Media**

- Suitable Extinguishing Media: Non-combustible. As appropriate for surrounding fire.
- Unsuitable Extinguishing Media: None anticipated.

**Special hazards arising from the substance or mixture**

Combustion or thermal decomposition will evolve toxic and irritant vapours.

**Advice for fire-fighters**

A self contained breathing apparatus and suitable protective clothing should be worn in fire conditions. Keep containers cool by spraying with water if exposed to fire.

**SECTION 6: ACCIDENTAL RELEASE MEASURES**

**Personal precautions, protective equipment and emergency procedures**

Avoid contact with skin and eyes. Wear protective gloves/eye protection.

**Environmental precautions**

Prevent liquid entering sewers, basements and work pits. Avoid release to the environment.





# CC 2000

**Methods and material for containment and cleaning up** Cover spills with inert absorbent material. Transfer to a container for disposal or recovery.

**Reference to other sections** None

**Additional Information** None

## SECTION 7: HANDLING AND STORAGE

**Precautions for safe handling** Avoid contact with skin and eyes.

**Conditions for safe storage, including any incompatibilities**

-Storage temperature Keep in a cool, well ventilated place. Store at temperatures not exceeding 50°C / 122 °F. Protect from sunlight.

-Incompatible materials This product should be stored away from sources of strong heat, oxidizing chemicals, and reducing agents.

**Specific end use(s)** Water Treatment Chemical

## SECTION 8: EXPOSURE CONTROLS/PERSONAL PROTECTION

### Occupational Exposure Limits

SUBSTANCE.	CAS No.	(8hr TWA)		(STEL)		Note:
		PEL (OSHA)	TLV (ACGIH)	PEL (OSHA)	TLV (ACGIH)	
Aluminum Chlorohydrate, as Al	12042-91-0	15 mg/m3 <sup>(T)</sup> 5 mg/m3 <sup>(R)</sup>	1 mg/m3 <sup>(R)</sup>	-----	-----	-----


- <sup>(T)</sup> Total Particulate; <sup>(R)</sup> Respirable Particulate


**Recommended monitoring method** NIOSH 7013 (Aluminum and compounds, as Al)


**Exposure controls**


**Appropriate engineering controls** Not normally required.

**Personal protection equipment**

Eye/face protection  Wear protective eyewear (goggles, face shield, or safety glasses).

Skin protection (Hand protection/ Other)  Wear suitable gloves if prolonged skin contact is likely. Check with protective equipment manufacturer's data.

Respiratory protection  Normally no personal respiratory protection is necessary. In case of insufficient ventilation, wear suitable respiratory equipment. Check with protective equipment manufacturer's data.

Thermal hazards  Not normally required. Use gloves with insulation for thermal protection, when needed.

**Environmental Exposure Controls** Avoid release to the environment.

**SECTION 9: PHYSICAL AND CHEMICAL PROPERTIES**

**Information on basic physical and chemical properties**

Appearance	Liquid
Color	Almost colourless to pale yellow
Odor	None
Odor Threshold (ppm)	Not available
pH (Value)	4 - 5
Melting Point (°C) / Freezing Point (°C)	- 5.5 (22 °F)
Boiling point/boiling range (°C):	100 °C (212 °F)
Flash Point (°C)	Non-combustible
Evaporation Rate	Similar to water
Flammability (solid, gas)	Not applicable
Explosive Limit Ranges	Non-combustible
Vapor pressure (Pascal)	Similar to water
Vapor Density (Air=1)	Similar to water
Density (g/ml)	1.34
Solubility (Water)	Miscible
Solubility (Other)	Not available
Partition Coefficient (n-Octanol/water)	Not available
Auto Ignition Point (°C)	Non-combustible
Decomposition Temperature (°C)	Not available
Kinematic Viscosity (cSt)	Similar to water
Explosive properties	Not explosive
Oxidizing properties	Not oxidising
Other information	Not available

**SECTION 10: STABILITY AND REACTIVITY**

<b>Reactivity</b>	Stable under normal conditions.
<b>Chemical stability</b>	Stable.
<b>Possibility of hazardous reactions</b>	None anticipated.
<b>Conditions to avoid</b>	Incompatible materials.
<b>Incompatible materials</b>	Substances that react with water or aluminum.
<b>Hazardous decomposition product(s)</b>	None anticipated.

**SECTION 11: TOXICOLOGICAL INFORMATION**

**Exposure routes:** Inhalation, Skin Contact, Eye Contact

Aluminum Chlorohydrate (CAS No. 12042-91-0):

<b>Acute toxicity</b>	Oral LD50 = 9187 mg/kg (Rat) Dermal LD0 = >2000 mg/kg (Rat)
<b>Irritation / Corrosivity</b>	Unlikely to cause eye irritation. Unlikely to cause skin irritation.
<b>Sensitisation</b>	It is not a skin sensitiser.
<b>Repeated dose toxicity</b>	Not to be expected.
<b>Carcinogenicity</b>	It is unlikely to present a carcinogenic hazard to man.

NTP	IARC	ACGIH	OSHA	NIOSH
No.	No.	No.	No.	No.

<b>Mutagenicity</b>	Negative
<b>Toxicity for reproduction</b>	Negative



# CC 2000

Reproductive toxicity  
Other information

Not to be expected  
None known.

## SECTION 12: ECOLOGICAL INFORMATION

### Ecotoxicity

Short term	LC50 (96 hr): 609 mg/l (Fathead minnow) LC50 (48 hour): 397 mg/L (Daphnia magna)
Long Term	Not available.

### Persistence and degradability

Not readily biodegradable.

### Bioaccumulative potential

The product has no potential for bioaccumulation.

### Mobility in soil

Not available.

### Results of PBT and vPvB assessment

Not classified as PBT or vPvB.

### Other adverse effects

Not available.

## SECTION 13: DISPOSAL CONSIDERATIONS

### Waste treatment methods

Disposal should be in accordance with local, state or national legislation. Consult an accredited waste disposal contractor or the local authority for advice.

## SECTION 14: TRANSPORT INFORMATION

	<u>U.S. DOT</u>	<u>Sea transport (IMDG)</u>	<u>Air transport (ICAO/IATA)</u>
UN number	Not classified as dangerous for transport.		
Proper Shipping Name			
Transport hazard class(es)			
Packing group			
Environmental hazards			
Special precautions for user			

Transport in bulk according to Annex II of MARPOL73/78 and the IBC Code: Not applicable

## SECTION 15: REGULATORY INFORMATION

Safety, health and environmental regulations/legislation specific for the substance or mixture:

TSCA (Toxic Substance Control Act) - Inventory Status: All components listed or polymer exempt.

Designated Hazardous Substances and Reportable Quantities (40 CFR 302.4):

Chemical Name	CAS No.	Typical %wt.	RQ (Pounds)
None	----	----	----

SARA 311/312 - Hazard Categories: None

Fire   
 Sudden Release   
 Reactivity   
 Immediate (acute)   
 Chronic (delayed)

SARA 313 - Toxic Chemicals (40 CFR 372):

Chemical Name	CAS No.	Typical %wt.
None	----	----



CC 2000

SARA 302 - Extremely Hazardous Substances (40 CFR 355):

Chemical Name	CAS No.	Typical %wt.	TPQ (pounds)
None	----	----	----

California Proposition 65 List:

Chemical Name	CAS No.	Type of Toxicity
None	----	----

**SECTION 16: OTHER INFORMATION**

The following sections contain revisions or new statements: 1-16.

Date of preparation: 03/22/21

Hazard Statement(s) and Risk Phrases Listed in: SECTION 2:/ SECTION 3:

Hazard Statement(s)

- None.

Training advice: None.

Disclaimer: We believe the statements, technical information and recommendations contained herein are reliable, but they are given without warranty or guarantee of any kind. The information contained in this document applies to this specific material as supplied. It may not be valid for this material if it is used in combination with any other materials. It is the user's responsibility to satisfy oneself as to the suitability and completeness of this information for the user's own particular use.



CC 2215

## SAFETY DATA SHEET

OSHA HCS (29 CFR 1910.1200)

### SECTION 1: PRODUCT AND COMPANY IDENTIFICATION

**Product identifier**

Chemical Name	Mixture
CAS No.	Mixture
Trade Name	CC 2215
Product Code	None

**Relevant identified uses of the substance or mixture and uses advised against**

Identified Use(s)	Water Treatment Chemical
Uses Advised Against	None
Company Identification	USALCO Modesto Plant, LLC 2601 Cannery Ave Baltimore, MD 21226
Telephone	(410)-354-0100
Fax	(410)-354-1021
E-Mail (competent person)	<a href="mailto:info@usalco.com">info@usalco.com</a>

**Emergency telephone number**

Emergency Phone No.	CHEMTREC 24 hr. (800) 424-9300; Not classified as dangerous for transport.
---------------------	--

### SECTION 2: HAZARDS IDENTIFICATION

**Classification of the substance or mixture**

OSHA HCS (29 CFR 1910.1200)	Not classified as dangerous for supply/use.
-----------------------------	---

**Label elements**

Hazard Symbol	None
Signal word(s)	None
Hazard Statement(s)	None
Precautionary Statement(s)	Avoid contact with skin and eyes. Wear protective gloves/eye protection. IF INHALED: Get medical advice/attention if you feel unwell. IF ON SKIN: Wash with plenty of soap and water. If irritation (redness, rash, blistering) develops, get medical attention. IF IN EYES: Rinse cautiously with water for several minutes. Remove contact lenses, if present and easy to do. Continue rinsing. If irritation develops and persists, get medical attention. IF SWALLOWED: Call a POISON CENTER or doctor/physician if you feel unwell.

**Other hazards**

None

## SECTION 3: COMPOSITION/INFORMATION ON INGREDIENTS

Hazardous Ingredient(s)	% wt.*	CAS No.	Hazard classification
Aluminum Chlorohydrate	40 - 45	12042-91-0	Not classified as dangerous for supply/use.
Proprietary Compound	15	Trade Secret	Aquatic Acute 3; H402 Aquatic Chronic 3; H412
Water	40 - 45	7732-18-5	Not classified as dangerous for supply/use.

**Additional Information** - Substances in the product which may present a health or environmental hazard, or which have been assigned occupational exposure limits, are detailed below: **None**

## SECTION 4: FIRST AID MEASURES



### Description of first aid measures

Inhalation	Get medical advice/attention if you feel unwell.
Skin Contact	Wash affected skin with soap and water. If irritation (redness, rash, blistering) develops, get medical attention.
Eye Contact	Rinse cautiously with water for several minutes. Remove contact lenses, if present and easy to do. Continue rinsing. If irritation develops and persists, get medical attention.
Ingestion	Call a POISON CENTER or doctor/physician if you feel unwell.

**Most important symptoms and effects, both acute and delayed** None

**Indication of any immediate medical attention and special treatment needed** IF SWALLOWED: Immediately call a POISON CENTER or doctor/physician.

## SECTION 5: FIRE-FIGHTING MEASURES

### Extinguishing Media

-Suitable Extinguishing Media Non-combustible. As appropriate for surrounding fire.  
-Unsuitable Extinguishing Media None anticipated.

### Special hazards arising from the substance or mixture

Combustion or thermal decomposition will evolve toxic and irritant vapours.

### Advice for fire-fighters

A self contained breathing apparatus and suitable protective clothing should be worn in fire conditions. Keep containers cool by spraying with water if exposed to fire.

## SECTION 6: ACCIDENTAL RELEASE MEASURES

### Personal precautions, protective equipment and emergency procedures

Avoid contact with skin and eyes. Wear protective gloves/eye protection.

### Environmental precautions

Prevent liquid entering sewers, basements and work pits. Avoid release to the environment.

**Methods and material for containment and cleaning up** Cover spills with inert absorbent material. Transfer to a container for disposal or recovery.

**Reference to other sections** None

**Additional Information** None

## SECTION 7: HANDLING AND STORAGE

**Precautions for safe handling** Avoid contact with skin and eyes.

**Conditions for safe storage, including any incompatibilities**

- Storage temperature Keep in a cool, well ventilated place. Store at temperatures not exceeding 50°C / 122 °F. Protect from sunlight.
- Incompatible materials This product should be stored away from sources of strong heat, oxidizing chemicals, and reducing agents.

**Specific end use(s)** Water Treatment Chemical

## SECTION 8: EXPOSURE CONTROLS/PERSONAL PROTECTION

### Occupational Exposure Limits

SUBSTANCE.	CAS No.	(8hr TWA)		(STEL)		Note:
		PEL (OSHA)	TLV (ACGIH)	PEL (OSHA)	TLV (ACGIH)	
Aluminum Chlorohydrate, as Al	12042-91-0	15 mg/m3 <sup>(T)</sup> 5 mg/m3 <sup>(R)</sup>	1 mg/m3 <sup>(R)</sup>	-----	-----	-----


- <sup>(T)</sup> Total Particulate; <sup>(R)</sup> Respirable Particulate


**Recommended monitoring method** NIOSH 7013 (Aluminum and compounds, as Al)


**Exposure controls**

**Appropriate engineering controls** Not normally required.

**Personal protection equipment**

**Eye/face protection**  Wear protective eyewear (goggles, face shield, or safety glasses).

**Skin protection (Hand protection/ Other)**  Wear suitable gloves if prolonged skin contact is likely. Check with protective equipment manufacturer's data.

**Respiratory protection**  Normally no personal respiratory protection is necessary. In case of insufficient ventilation, wear suitable respiratory equipment. Check with protective equipment manufacturer's data.

**Thermal hazards** Not normally required. Use gloves with insulation for thermal protection, when needed.

**Environmental Exposure Controls** Avoid release to the environment.

**SECTION 9: PHYSICAL AND CHEMICAL PROPERTIES**

**Information on basic physical and chemical properties**

Appearance	Liquid
Color	Almost colourless to pale yellow
Odor	None
Odor Threshold (ppm)	Not available
pH (Value)	4.0 - 4.5
Melting Point (°C) / Freezing Point (°C)	- 6.6 (20 °F)
Boiling point/boiling range (°C):	100 °C (212 °F)
Flash Point (°C)	Non-combustible
Evaporation Rate	Similar to water
Flammability (solid, gas)	Not applicable
Explosive Limit Ranges	Non-combustible
Vapor pressure (Pascal)	Similar to water
Vapor Density (Air=1)	Similar to water
Density (g/ml)	1.25 - 1.34
Solubility (Water)	Miscible
Solubility (Other)	Not available
Partition Coefficient (n-Octanol/water)	Not available
Auto Ignition Point (°C)	Non-combustible
Decomposition Temperature (°C)	Not available
Kinematic Viscosity (cSt)	Similar to water
Explosive properties	Not explosive
Oxidizing properties	Not oxidising
<b>Other Information</b>	<b>Not available</b>

**SECTION 10: STABILITY AND REACTIVITY**

<b>Reactivity</b>	Stable under normal conditions.
<b>Chemical stability</b>	Stable.
<b>Possibility of hazardous reactions</b>	None anticipated.
<b>Conditions to avoid</b>	Incompatible materials.
<b>Incompatible materials</b>	Substances that react with water or aluminum.
<b>Hazardous decomposition product(s)</b>	None anticipated.

**SECTION 11: TOXICOLOGICAL INFORMATION**

**Exposure routes:** Inhalation, Skin Contact, Eye Contact

Aluminum Chlorohydrate (CAS No. 12042-91-0):

<b>Acute toxicity</b>	Oral LD50 = 9187 mg/kg (Rat) Dermal LD0 = >2000 mg/kg (Rat)
<b>Irritation / Corrosivity</b>	Unlikely to cause eye irritation. Unlikely to cause skin irritation.
<b>Sensitisation</b>	It is not a skin sensitiser.
<b>Repeated dose toxicity</b>	Not to be expected.
<b>Carcinogenicity</b>	It is unlikely to present a carcinogenic hazard to man.

NTP	IARC	ACGIH	OSHA	NIOSH
No.	No.	No.	No.	No.

<b>Mutagenicity</b>	Negative
<b>Toxicity for reproduction</b>	Negative





# CC 2215

Reproductive toxicity  
Other information

Not to be expected  
None known.

## SECTION 12: ECOLOGICAL INFORMATION

### Ecotoxicity

Proprietary Compound (CAS No. Trade Secret):

Short term

LC50 (96 hr): 10 - 100 mg/l (*Danio rerio*)  
EC50 (48 hour): 38 mg/L (*Daphnia magna*)

Long Term

Not available.

**Persistence and degradability**

Not readily biodegradable.

**Bioaccumulative potential**

The product has no potential for bioaccumulation.

**Mobility in soil**

Not available.

**Results of PBT and vPvB assessment**

Not classified as PBT or vPvB.

**Other adverse effects**

Not available.

## SECTION 13: DISPOSAL CONSIDERATIONS

**Waste treatment methods**

Disposal should be in accordance with local, state or national legislation. Consult an accredited waste disposal contractor or the local authority for advice.

## SECTION 14: TRANSPORT INFORMATION

U.S. DOT

Sea transport (IMDG)

Air transport (ICAO/IATA)

UN number

Proper Shipping Name

Transport hazard class(es)

Packing group

Environmental hazards

Special precautions for user

Not classified as dangerous for transport.

Transport in bulk according to Annex II of MARPOL73/78 and the IBC Code: Not applicable

## SECTION 15: REGULATORY INFORMATION

Safety, health and environmental regulations/legislation specific for the substance or mixture:

TSCA (Toxic Substance Control Act) - Inventory Status: All components listed or polymer exempt.

Designated Hazardous Substances and Reportable Quantities (40 CFR 302.4):

Chemical Name	CAS No.	Typical %wt.	RQ (Pounds)
None	-----	-----	-----

SARA 311/312 - Hazard Categories: None

Fire     Sudden Release     Reactivity     Immediate (acute)     Chronic (delayed)

SARA 313 - Toxic Chemicals (40 CFR 372):

Chemical Name	CAS No.	Typical %wt.



CC 2215

None	----	----
------	------	------

**SARA 302 - Extremely Hazardous Substances (40 CFR 355):**

Chemical Name	CAS No.	Typical %wt.	TPQ (pounds)
None	----	----	----

**California Proposition 65 List:**

Chemical Name	CAS No.	Type of Toxicity
None	----	----

**SECTION 16: OTHER INFORMATION**

The following sections contain revisions or new statements: 1-16.

Date of preparation: May 19, 2015

Hazard Statement(s) and Risk Phrases Listed in: SECTION 2:/ SECTION 3:

**Hazard Statement(s)**

- H402: Harmful to aquatic life.
- H412: Harmful to aquatic life with long lasting effects.

Training advice: None.

Disclaimer: We believe the statements, technical information and recommendations contained herein are reliable, but they are given without warranty or guarantee of any kind. The information contained in this document applies to this specific material as supplied. It may not be valid for this material if it is used in combination with any other materials. It is the user's responsibility to satisfy oneself as to the suitability and completeness of this information for the user's own particular use.



# Aluminum sulfate, solid

MSDS No. 010  
4/30/2013

## Material Safety Data Sheet

### Section 1 - Chemical Product and Company Identification

<b>Product/Chemical Name:</b>	Aluminum Sulfate, Dry	<b>Manufacturer:</b>	USALCO, LLC
<b>Chemical Formula:</b>	$Al_2(SO_4)_3 \cdot (14-18)(H_2O)$		2601 Cannery Avenue,
<b>CAS Number:</b>	10043-01-3		Baltimore, MD 21226
<b>General Use:</b>	Water Treatment Chemical		Phone 410-354-0100 (7:00am 5:00pm)
<b>Emergency Contact:</b>	<b>800-282-5322</b>		FAX 410-354-1021

<b>HMIS</b>	
<b>H</b>	<b>1</b>
<b>F</b>	<b>0</b>
<b>R</b>	<b>0</b>
<b>PPE<sup>†</sup></b>	
<sup>†</sup> Sec. 11	

### Section 2 - Composition / Information on Ingredients

Ingredient Name	CAS Number	% wt
Aluminum sulfate (hydrated)	10043-01-3	100

Ingredient	OSHA PEL		ACGIH TLV		NIOSH REL		NIOSH IDLH
	TWA	STEL	TWA	STEL	TWA	STEL	
Aluminum sulfate <i>as aluminum</i>	2 mg/m <sup>3</sup>	none estab.	2 mg/m <sup>3</sup>	none estab.	2 mg/m <sup>3</sup>	none estab.	none estab.

### Section 3 - Emergency Overview

**Description:** White granule or powder. Water soluble. Not volatile. Not flammable.  
**Hazards:** Harmful by ingestion. Irritating to eyes, respiratory system and skin. In case of contact with eyes, rinse immediately with plenty of water and seek medical advice.

### Section 4 - First Aid Procedures

<b>Eye Contact:</b>	Immediately flush with large amounts of water for at least 15 minutes, occasionally lifting upper and lower lids. Seek medical attention.
<b>Skin Contact:</b>	Remove contaminated clothing and wash contaminated skin with water.
<b>Ingestion:</b>	Do not induce vomiting, drink milk or water and immediately seek medical attention. Ingestion may irritate gastrointestinal tract.


**After first aid, get appropriate in-plant, paramedic, or community medical support.**

### Section 5 - Physical and Chemical Properties

<b>Physical State:</b>	solid	<b>Water Solubility:</b>	Complete
<b>Appearance:</b>	White granule or powder	<b>Density:</b>	varies, <98 lb/cu ft
<b>Odor:</b>	negligible odor	<b>Boiling Point:</b>	117° C/242° F
<b>Vapor Pressure:</b>	None	<b>Freezing/Melting Point:</b>	105° C/221° F
<b>Vapor Density (Air=1):</b>	Not applicable	<b>% Volatile:</b>	0.0
<b>pH of 1% solution:</b>	3.3 ± 0.5		

**Section 6 - Fire-Fighting Measures**

Flash Point:	Not applicable
Burning Rate:	Not applicable
Autoignition Temperature:	Not applicable
LEL:	Not applicable
UEL:	Not applicable
Flammability Classification:	Non-flammable
Unusual Fire or Explosion Hazards:	If exposed to temperatures greater than 1400°F, Aluminum sulfate will decompose generating toxic and corrosive gas.
Hazardous Combustion Products:	See Section 7.
Fire-Fighting Instructions:	Do not release runoff from fire control methods to sewers or waterways.

**Section 7 - Stability and Reactivity**

Stability:	Stable at room temperature in closed containers under normal storage and handling conditions.
Polymerization:	Hazardous polymerization does not occur.
Chemical Incompatibilities:	Contact with alkalis and water-reactive materials causes exothermic reactions.
Conditions to Avoid:	None
Hazardous Decomposition Products:	Thermal oxidative decomposition of Aluminum sulfate occurs at temperatures greater than 1400°F and can produce sulfur oxides.

**Section 8 - Health Hazard Information**

Primary Entry Routes:	Ingestion, inhalation, eye or skin contact
Target Organs:	None
Acute Effects:	No unusual
Eye:	May cause a burning feeling.
Skin:	May cause a skin rash or burning feeling.
Ingestion:	May cause irritation of stomach and intestines. May cause nausea, vomiting or purging.
Inhalation:	Breathing aluminum sulfate can irritate the nose, throat and lungs causing coughing, wheezing and/or shortness of breath.
Carcinogenicity:	IARC, NTP, and OSHA do not list Aluminum Sulfate as a carcinogen.
Medical Conditions Aggravated by Long-Term Exposure:	Aluminum sulfate can irritate the lungs. Repeated exposure may cause bronchitis to develop with cough, phlegm, an/or shortness of breath.
Chronic Effects:	IARC, NTP, and OSHA list no evidence showing that any of the ingredients cause cancer or affect reproduction.

**Section 9 - Spill, Leak, and Disposal Procedures**

Spill /Leak Procedures:	Spill procedures are dictated by site wastewater flow controls and will vary from site to site. General procedures are provided in this document, but authorization for any wastewater discharge must be obtained prior to the discharge.
Large and Small Spills:	Sweep and shovel up dry chemical and place in a covered container. Wash down residue with large amounts of water and neutralize with soda ash or lime if necessary. Aluminum sulfate solutions can have a pH less than two. The neutralization of aluminum sulfate can generate carbon dioxide. Adequate ventilation must be provided.
Containment:	Do not discharge wastewaters to the environment or a wastewater treatment plant without authorization from the appropriate officials. Aluminum sulfate may absorb moisture and powders or crystals can solidify into a single mass. Protect aluminum sulfate from moisture.

<b>Cleanup:</b>	Wash impacted areas with water to remove residues.
<b>Regulatory Requirements:</b>	Follow applicable OSHA regulations (29 CFR 1910.120).
<b>Disposal:</b>	Contact your supplier or a licensed contractor for detailed recommendations. Follow applicable Federal, state, and local regulations.
<b>Container Cleaning and Disposal:</b>	Make sure bags are completely empty and dispose of as industrial/commercial waste.

### Section 10 - Regulatory Information

#### EPA Regulations:

RCRA Hazardous Waste Classification:	-Not listed in 40 CFR Subpart D – Lists of Hazardous Wastes -Aqueous solutions may exhibit the characteristic of Corrosivity, EPA Hazardous Waste Number D002, 40CFR §261.22
CERCLA Hazardous Substance (40 CFR 302.4):	Listed CWA, Sec. 311 (b)(4)
CERCLA Reportable Quantity (RQ):	5,000 lbs (2,270 kg) as $Al_2(SO_4)_3$ 8,870 lbs (4,023 kg) as $Al_2(SO_4)_3 \cdot 14(H_2O)$
SARA 311/312 Codes:	Immediate (acute) health hazard
SARA Toxic Chemical (40 CFR 372.65):	Not listed
SARA EHS (Extremely Hazardous Substance) (40 CFR 355):	Not listed
<b>OSHA Regulations:</b>	
Air Contaminant (29 CFR 1910.1000, Table Z-1, Z-1-A):	Not listed
OSHA Specifically Regulated Substance (29CFR 1910.):	Not listed
<b>State Regulations:</b>	USALCO LLC has not investigated state specific requirements.

### Section 11 - Exposure Controls / Personal Protection

<b>Engineering Controls:</b>	The best protection is to enclose operations and/or provide local exhaust ventilation at the site of the chemical release. Dust emission control may be required depending on the dust generation rate. Isolation operations can also reduce exposure.
<b>Ventilation:</b>	Can be used to control dust exposure but may require emission controls.
<b>Administrative Controls:</b>	Good work practices can help to reduce exposures. Train employees to minimize dust while handling this material.
<b>Respiratory Protection:</b>	Seek professional advice prior to respirator selection and use. Follow OSHA respirator regulations (29 CFR 1910.134) and, if necessary, wear a MSHA/NIOSH-approved respirator. Select respirator based on its suitability to provide adequate worker protection for given working conditions, level of airborne contamination, and presence of sufficient oxygen. For emergency or non-routine operations (cleaning spills, or storage tanks), wear an SCBA. <i>Warning! Air-purifying respirators do not protect workers in oxygen-deficient atmospheres.</i> If respirators are used, OSHA requires a written respiratory protection program that includes at least: medical certification, training, fit-testing, periodic environmental monitoring, maintenance, inspection, cleaning, and convenient, sanitary storage areas.
<b>Protective Clothing/Equipment:</b>	Wear protective gloves, boots, long pants and long sleeve shirts to prevent prolonged or repeated skin contact. Wear protective chemical safety glasses, per OSHA eye- and face-protection regulations (29 CFR 1910.133). Contact lenses are not eye protective devices. Appropriate eye protection must be worn instead of, or in conjunction with contact lenses.
<b>Safety Stations:</b>	Make emergency eyewash stations, safety/quick-drench showers, and washing facilities available in work area.
<b>Contaminated Equipment:</b>	Separate contaminated work clothes from street clothes. Launder before reuse. Remove this material from your shoes and clean personal protective equipment.

**Comments:** Never eat, drink, or smoke in work areas. Practice good personal hygiene after using this material, especially before eating, drinking, smoking, using the toilet, or applying cosmetics.

**Section 12 - Special Precautions and Comments**

**Handling Precautions:** Minimize and/or control dust while handling.  
**Storage Requirements:** Store in a cool, dry place. Wet aluminum sulfate will corrode steel.

**Section 13 - DOT Transportation Data (49 CFR 172.101)**

<b>Shipping Name:</b>	Shipping name depends on the packaging. If a package exceeds the RQ, the shipment must meet the requirements of 49 CFR Parts 100—185, including the following shipping name. Otherwise, not Hazmat regulated. UN3077, Environmentally Hazardous Substance, solid, n.o.s. (Aluminum sulfate), 9, III, RQ		
<b>CERCLA RQ:</b>	5,000 lbs (2,270 kg)	<b>Packaging Authorizations</b>	
		a) Exceptions:	173.155
		b) Non-bulk Packaging:	173.213
<b>Hazard Class:</b>	9	c) Bulk Packaging:	173.240
<b>DOT No.:</b>	UN3077	<b>Quantity Limitations</b>	
<b>Packing Group:</b>	III	a) Passenger, Aircraft, or Railcar:	no limit
<b>Special Provisions (172.102):</b>	8,146,B54,IB8,IP3,N20,T1,TP33	b) Cargo Aircraft Only:	no limit
<b>2004 Emergency Response Guidebook:</b>	Guide 171	<b>Vessel Stowage Requirements</b>	
		a) Vessel Stowage:	Λ
		b) Other:	

**Prepared By:** Craig T. Owen  
**Effective Date:** 2/1/2012  
**Revision Notes:** 4/30/2013

**Disclaimer:** The information presented herein is believed to be accurate and reliable, but is given without guaranty or warranty, expressed or implied. The user should not assume that all safety measures are indicated so that other measures may not be required. The user is responsible for assuring that the product and equipment are used in a safe manner that complies with all appropriate legal standards and regulations.



## Material Safety Data Sheet

OSHA / ANSI Z400.1-2004 Compliant

MSDS date: 02-Feb-2006

**NFPA Rating:** Health: 1 Flammability: 1 Instability: 0  
**HMIS Rating:** Health: 1 Flammability: 1 Physical Hazard: 0 Personal Protection: B

### 1. PRODUCT AND COMPANY IDENTIFICATION

**Product Name:** MAGNAFLOC LT22S  
**Product Number:** 8357920  
**Chemical Family:** Copolymer of a quaternary acrylate salt and acrylamide.  
**Intended Use:** Flocculant  
**Manufacturer/Supplier:** Ciba Specialty Chemicals Corporation  
2301 Wilroy Road  
Suffolk, VA 23434  
8:30am - 5pm Phone Number: 1-757-538-3700  
MSDS Request Line (voicemail): 1-800-431-2360  
Customer Service/Product Information 1-800-322-3885  
**Emergency 24-Hour Health/Environmental Phone: 1-800-873-1138**

### 2. HAZARDS IDENTIFICATION

#### EMERGENCY OVERVIEW

**Signal Word:** CAUTION!  
**Physical Form:** Granular Powder  
**Color:** White  
**Odor:** None  
**Health:** Contact causes eye irritation.  
**Physical Hazards:** Slip hazard when wet, Refer to MSDS Section 7 for Dust Explosion information.

**OSHA Hazardous Substance:** This material is classified as hazardous under OSHA regulations.  
**Primary Route(s) of Entry:** Eyes, Inhalation, Ingestion, Skin.

### 3. COMPOSITION/INFORMATION ON INGREDIENTS

**HAZARDOUS COMPONENTS**

Components	CAS Number	Weight %
Ethanaminium, N,N,N-trimethyl-2-[(1-oxo-2-propenyl)oxy]-, chloride, polymer with 2-propenamido	69418-26-4	85-90
Hexanedioic acid	124-04-9	3-6

**4. FIRST AID MEASURES**

- Eyes:** Immediately flush the eye(s) with lukewarm, gently flowing water for 15 minutes or until the chemical is removed. Get immediate medical attention if irritation persists.
- Skin:** Wash off immediately with soap and plenty of water. Get medical attention if irritation occurs. If clothing is contaminated, remove and launder before reuse.
- Inhalation:** Remove to fresh air, if not breathing give artificial respiration. If breathing is difficult, give oxygen and get immediate medical attention.
- Ingestion:** Do not induce vomiting. If vomiting occurs naturally, have casualty lean forward to reduce the risk of aspiration. Seek medical attention immediately.

**5. FIRE FIGHTING MEASURES**

- Fire Fighting Measures:** The product becomes slippery when wet. Restrict pedestrian and vehicular traffic in areas where slip hazard may exist.
- Suitable Extinguishing Media:** Carbon dioxide, dry chemical or foam.
- Unsuitable Extinguishing Media:** The product becomes slippery when wet.
- Fire Fighting Equipment:** Wear self-contained breathing apparatus and protective suit.
- Unusual hazards:** Dust in sufficient concentration can result in an explosive mixture in air. Handle to minimize dusting and eliminate open flame and other sources of ignition.
- Hazardous Combustion Products:** Burning may produce oxides of carbon or nitrogen.

**6. ACCIDENTAL RELEASE MEASURES**

- Cleanup Instructions:** Sweep up and shovel into suitable containers for disposal. Avoid dust formation. Wear suitable protective equipment. Should not be released into the environment.

**7. HANDLING AND STORAGE**

- Handling:** As with all industrial chemicals, use good industrial practices when handling. Avoid eye, skin, and clothing contact. Do not inhale. Do not taste or swallow. Use only with adequate ventilation.
- Storage:** Keep containers tightly closed in a cool, well-ventilated place.
- Explosion Hazards:** Avoid creating dusty conditions. Risk of explosion if an air-dust mixture forms.

**For Industrial Use Only**



## 8. EXPOSURE CONTROLS / PERSONAL PROTECTION

### Exposure Guidelines:

Components	OSHA PEL	OSHA STEL	ACGIH TWA	ACGIH STEL	Ciba/ Manufacturer IEL:
Hexanedioic acid 124-04-9			5 mg/m <sup>3</sup>		

#### Table Footnote:

Blank cells in above table indicate no data available.

### Personal Protective Equipment

- Eye/Face Protection:** Wear safety glasses or goggles to protect against dust particles.
- Skin Protection:** Wear chemical resistant gloves and protective clothing.
- Respiratory Protection:** Use NIOSH approved respirator as needed to mitigate exposure.
- Engineering Controls:** Work in well ventilated areas. Do not breathe dust. Local exhaust/ventilation recommended.
- Other Protective Equipment:** Eye wash station and safety shower should be available in immediate work area. Select additional protective equipment based upon potential for exposure.

## 9. PHYSICAL AND CHEMICAL PROPERTIES

<b>Physical Form:</b>	Granular Powder
<b>Color:</b>	White
<b>Odor:</b>	None.
<b>Freezing/Melting Point:</b>	Not determined
<b>Solubility in water:</b>	Soluble, solubility limited by viscosity
<b>Vapor Density:</b>	Not applicable
<b>Vapor Pressure:</b>	Not applicable
<b>Density:</b>	Not determined
<b>Specific Gravity:</b>	0.8 - 1
<b>pH:</b>	~ 3.3 (1 % solution)
<b>Percent Volatile:</b>	None expected above trace levels.
<b>VOC:</b>	Not applicable
<b>Partition Coefficient (Octanol/Water):</b>	Not determined
<b>Decomposition Temperature:</b>	Not determined
<b>Flammability Limits in Air:</b>	
<b>Flash point:</b>	Not applicable
<b>Test Method (for Flash Point):</b>	Not applicable

## 10. STABILITY AND REACTIVITY

- Stability:** Stable.
- Conditions to Avoid:** Avoid static discharges and sources of ignition. Avoid high temperatures. Avoid wet and humid conditions.
- Incompatibility:** Strong oxidizing agents. (may degrade polymer)

**Hazardous Decomposition Products:**

No decomposition expected under normal storage conditions.

**Possibility of Hazardous Reactions:**

Product has a high minimum ignition energy; however, dust may be ignited under some conditions.

**11. TOXICOLOGICAL INFORMATION****Acute Oral Toxicity:**

Not determined.

**Acute Dermal Toxicity:**

Not determined

**Acute Inhalation Toxicity:**

Not determined.

**Eye Irritation:**

Not determined.

**Skin Irritation:**

Not determined.

**Skin Sensitization:**

Not determined

**Carcinogenicity (IARC; NTP; OSHA; ACGIH):**

None of the components in this product at concentrations greater than 0.1% are listed by IARC; NTP, OSHA or ACGIH as a carcinogen.

**Carcinogenicity Studies:**

Not listed as a carcinogen by IARC, NTP, OSHA, or ACGIH.

**Mutagenicity:**

No data for product. No effects anticipated.

**Reproductive Toxicity:**

No data for product. No effects anticipated.

**Teratogenicity:**

Not determined. No effects anticipated.

**Neurotoxicity:**

Not determined

**Subacute Toxicity:**

Not determined

**Subchronic Toxicity:**

Not determined

**Chronic toxicity:**

Not determined

**Absorption / Distribution / Excretion / Metabolism:**

Not determined

**Additional Information:**

Not determined

**12. ECOLOGICAL INFORMATION****Toxicity to Fish:**LC50 18 mg/l 96 hour (Rainbow trout) (under static conditions in the presence of humic acid)  
LC50: 3000 mg/L 96-hour, (Menidia beryllina)**Toxicity to Invertebrates:**LC50 2800 mg/L 48 hour (Daphnia magna) (under static conditions in the presence of humic acid)  
LC50 200 mg/L 96 hour (Mysid shrimp)

<b>Toxicity to Algae:</b>	Not determined
<b>Toxicity to Sewage Bacteria:</b>	Not determined
<b>Activated Sludge Respiration Inhibition Test:</b>	Not determined
<b>Biochemical Oxygen Demand (BOD):</b>	Not determined
<b>Chemical Oxygen Demand (COD):</b>	Not determined
<b>Total Oxygen Demand (TOD):</b>	Not determined
<b>Biodegradability:</b>	Based on the results of 28-Day Biodegradability assay, this product is not readily biodegradable (< 20% after 28 days).
<b>Bioaccumulation:</b>	Not determined
<b>Additional Environmental Data:</b>	This product contains cationic polymer(s) that may be toxic to aquatic organisms when tested in pure (distilled) water. Toxicity is greatly reduced by particles in natural water.

### 13. DISPOSAL CONSIDERATIONS

**Waste Disposal:** Dispose in accordance with local, state, provincial and federal regulations.

### 14. TRANSPORT INFORMATION

**U.S. Department of Transportation (DOT):**

Not regulated for this mode of transport.

**International Maritime Dangerous Goods (IMDG):**

Not regulated for this mode of transport.

**International Air Transportation Authority (IATA):**

Not regulated for this mode of transport.

### 15. REGULATORY INFORMATION

#### Federal Regulations

**OSHA Hazardous Substance:** This material is classified as hazardous under OSHA regulations

**Clean Air Act - Hazardous Air Pollutants (HAP):** This product contains the following Hazardous Air Pollutants (HAP), as defined by the U.S. Clean Air Act Section 112 (40 CFR 61).

Components	CAA Section 112 Statutory Hazardous Air Pollutants
2-propenamide 79-06-1 (0-0.05 %)	Listed.

**Clean Air Act - Volatile Organic Compounds (VOC):** This product contains the following SOCOMI Intermediate or Final Volatile Organic Compounds (VOC), as defined by the U.S. Clean Air Act Section 111 (40 CFR 60.489).

Components	CAA Section 111 Volatile Organic Compounds
Hexanedioic acid 124-04-9	Listed.
2-propenamide 79-06-1	Listed.

**Clean Air Act - Ozone Depleting Substances (ODS):** This product neither contains, nor was manufactured with, a Class I or Class II ozone depleting substance (ODS), as defined by the U.S. Clean Air Act Section 602 (40 CFR 82, Subpt. A, App. A+B).

**Clean Water Act - Priority Pollutants (PP):** This product does not contain any priority pollutants listed under the U.S. Clean Water Act Section 307 (2)(1) Priority Pollutant List (40 CFR 401.15).

**Resource Conservation and Recovery Act (RCRA):** Not a hazardous waste under RCRA (40 CFR 261.21).

**SARA Section 302 Extremely Hazardous Substances (EHS):** This product contains the following component(s) regulated under Section 302 (40 CFR 355) as Extremely Hazardous Substances.

Components	Section 302 Extremely Hazardous Substances (EHS)
2-propenamide 79-06-1 (0-0.05 %)	Listed.

**SARA Section 304 CERCLA Hazardous Substances:** This product contains the following component(s) regulated under Section 304 (40 CFR 302) as hazardous chemicals for emergency release notification ("CERCLA" List).

Components	Section 304 CERCLA Hazardous Substances	CERCLA Reportable Quantity
Hexanedioic acid 124-04-9 (3-6 %)	Listed.	5000 LBS
2-propenamide 79-06-1 (0-0.05 %)	Listed.	5000 LBS

**SARA Section 311/312 Hazard Communication Standard (HCS):** This product is regulated under Section 311/312 HCS (40 CFR 370). Its hazard(s): Acute (immediate) health hazard.

**SARA Section 313 Toxic Chemical List (TCL):** This product does not contain any components reportable under Section 313 (40 CFR 372).

**TSCA Section 8(b) Inventory Status:** All component(s) comprising this product are either exempt or listed on the TSCA inventory.

**TSCA Section 5(e) Consent Orders:** This product is not subject to a Section 5(e) Consent Order.

**TSCA Significant New Use Rule (SNUR):** This product is not subject to a Significant New Use Rule (SNUR).

**TSCA Section 5(f):** This product is not subject to a Section 5(f)/6(a) rule.

**TSCA Section 12(b) Export Notification:** This product does not contain any component(s) that are subject to a Section 12(b) Export Notification

### State Regulations

**California Proposition 65:** This product contains the following component(s) currently on the California list of Known Carcinogens and Reproductive Toxins.

Components	California Proposition 65
2-propenamide 79-06-1	Carcinogenic.

**Pennsylvania Right-To-Know:** This product contains the following component(s) which are subject to Pennsylvania Right-to-Know disclosure requirement.

Components	CAS Number	Pennsylvania Right-to-Know
Hexanedioic acid	124-04-9	Listed. Environmental hazard.
2-propenamide	79-06-1	Listed. Environmental hazard.
Water	7732-18-5	Not Listed.
Ethanaminium, N,N,N-trimethyl-2-[(1-oxo-2-propenyl)oxy]-, chloride, polymer with 2-propenamide	69418-26-4	Not Listed.

### International Regulations


**Chemical Weapons Convention (CWC):** This product does not contain any component(s) listed under the Chemical Weapons Convention Schedule of Chemicals.

**Domestic Substance List (DSL) Status:** All components either exempt or listed on the DSL.

## 16. OTHER INFORMATION

**Reason for revision:** Section(s) revised: 3,8

**Disclaimer:** The information contained herein is based upon data believed to be correct. However, no guarantee or warranty of any kind, expressed or implied, is made with respect to such data or information. The user is responsible for determining whether the product is suitable for its intended conditions of use.



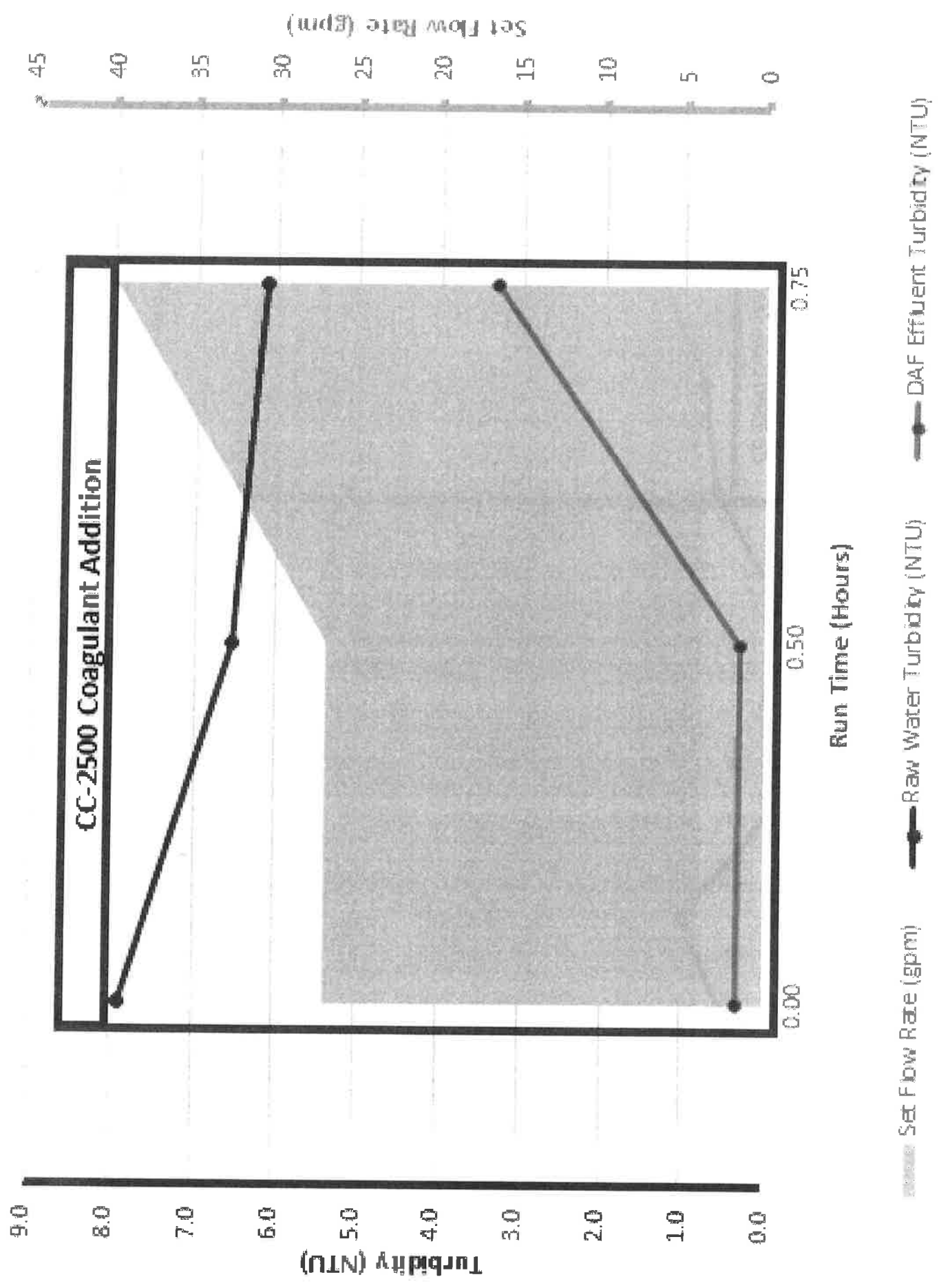
## **APPENDIX #3:**

# **DAF Pilot Results (Graph #1 and Graph #2)**

---

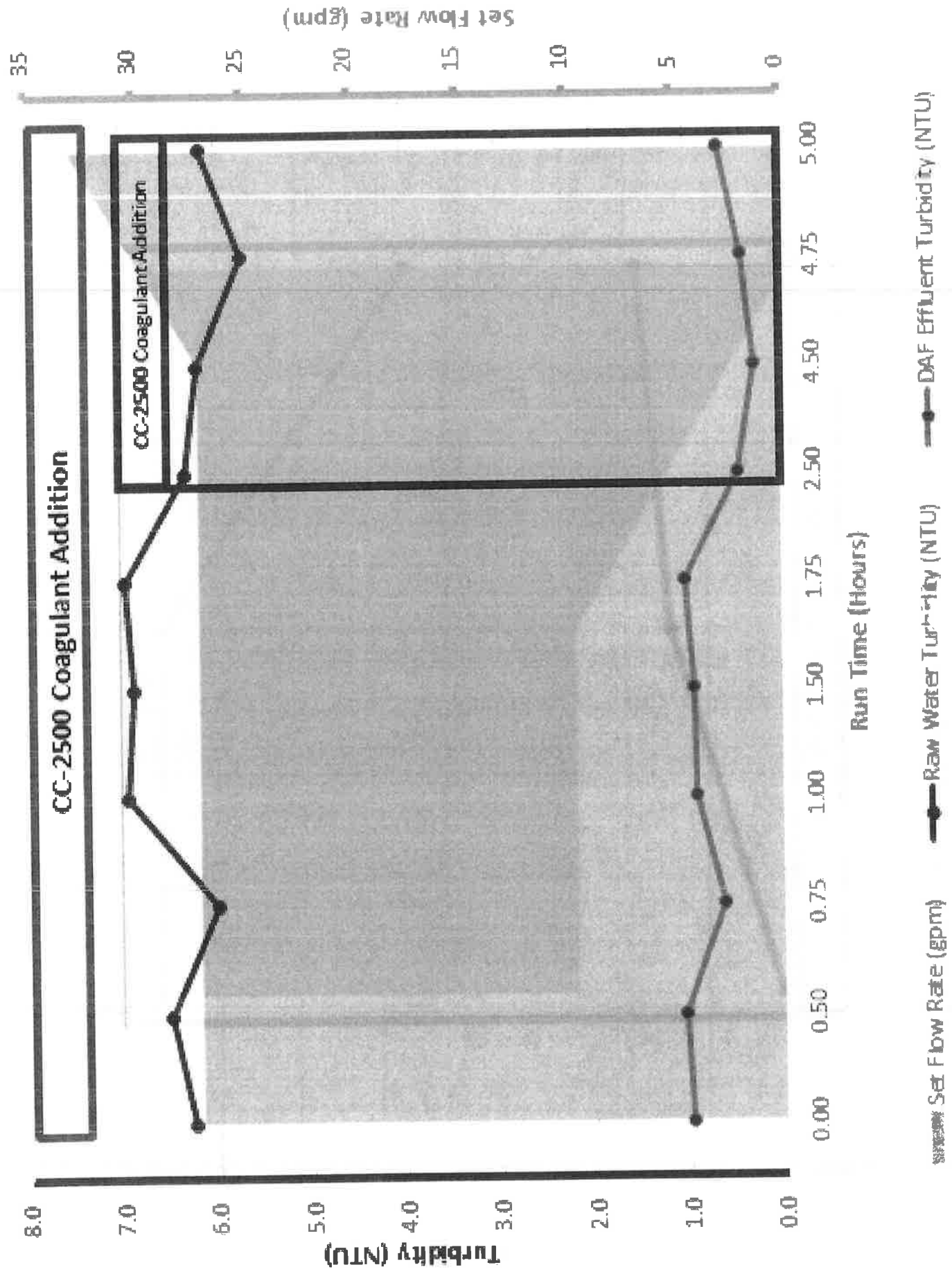
NOCO  
ENGINEERING  
COMPANY

# CCMD - DAF Pilot Plant - Run #1 Results (CC-2500)



Graph 1: DAF Pilot System Results - Run #1

# CCMD - DAF Pilot Plant - Run #2 Results (CC-2020, CC-2500)



Graph 2: DAF Pilot System Results - Run #2





**COLORADO CITY METROPOLITAN DISTRICT  
PUBLIC NOTICE  
BOARD OF DIRECTORS PUBLIC HEARING**

A **Public Hearing** of the Board of Directors of the Colorado City Metropolitan District will be held Tuesday July 26, 2022, beginning at **6:00 p.m.**

1. CALL TO ORDER.  
Chairman Elliot closes the Regular Meeting to open the Public Hearing at 6:45 p.m.
2. QUORUM CHECK.  
Chairperson Neil Elliot  
Secretary Greg Collins  
Treasurer Harry Hochstetler via Zoom  
Director Terry Kraus  
Director Sarah Hunter

Regarding a proposed amendment to the Rules and Regulations of the District. The proposed amendment would establish a procedure and resolution for the District to Amend 16.2.3 Unlicensed Vehicles Authorizing Use of Off Highway Vehicles on Colorado City Roads.

Copies of the resolution were made available to the public. Chairman Elliot asked the community members present if they wanted it read word for word. Community members asked for a summary of the Resolution. Manager Eccher and Director Kraus presented the short overview of the Resolution to the public as requested. Chairman Elliot opened the floor up for community input. There was no open comments from the Community.

6. ADJOURNMENT.  
Chairman Elliot closes the Public Hearing at 6:50 p.m. and reopens the Regular Meeting.

COLORADO CITY METROPOLITAN DISTRICT

---

Neil Elliot, Chairperson

ATTEST:

---

Greg Collins, Secretary  
Approved this 9th day of August 2022





**COLORADO CITY METROPOLITAN DISTRICT  
PUBLIC NOTICE  
BOARD OF DIRECTORS STUDY SESSION**

A study session for the Board of Directors of the Colorado City Metropolitan District will be held Tuesday July 26, 2022, beginning at 6:00 p.m. Chairman Elliot calls the meeting to session.

1. Resolution 08-2022 Amending of Rules and Regs 16.2.3  
Public hearing will proceed later in the meeting.
2. Resolution 09-2022 Accepting and confirming roads  
That will be maintained by CCMD. Additional roads that need to be added to the list.  
Mr. Collins wanted to make sure that this is housekeeping. Chairman Elliot wants to know if the roads were expedited. Manager Eccher noted that they were expedited, and they need to be updated to show that these are roads that are taken care of by CCMD, not Pueblo County.
3. Colter presentation  
Short 10-minute presentation with a power point for effective utility management.
4. Post Office discussion  
New contract owner came in Terry Ivory sharing his concerns as well as the concerns that he has for the Community, and he believes that we are owed our own Post office. Not ran a post Office before and he is looking for support from the community to support the effort in Providing the community with its own post office. There are a lot of behind-the-scenes actions That the postmaster general has not complied with, and he may be out of the building by next week. Total lack of funding from Denver. Postmaster general needs to be sent all complaints from the community. Interrupted service again as of this Saturday. Need to get ahold of representatives and share these concerns immediately.
5. CCAAC Review  
8 first letters 5 second letters and 6 third letters recommended for approval. Along with approval of a garage and a fence. Chairman Elliot would also like to add a cease and deist letter to the occupants on Alondra.

COLORADO CITY METROPOLITAN DISTRICT

---

Neil Elliot, Chairperson

ATTEST:

---

Greg Collins, Secretary

Approved this 9th day of August 2022

~~These minutes are not verbatim to the meeting and should not be considered a complete record of all discussions during the meeting. For complete proceedings and statements, please refer to the video or audio recording of the meeting.~~

## BOARD OF DIRECTORS REGULAR MEETING

A regular meeting of the Board of Directors of the Colorado City Metropolitan District will be held Tuesday July 26, 2022, beginning at 6:15 p.m.

1. CALL TO ORDER. Chairman Elliot calls the Regular Meeting to order at 6:40 p.m.
2. PLEDGE OF ALLEGIANCE.
3. MOMENT OF SILENT REFLECTION.
4. QUORUM CHECK

Chairperson Neil Elliot  
Secretary Greg Collins  
Treasurer Harry Hochstetler via Zoom  
Director Terry Kraus  
Director Sarah Hunter

Also in Attendance:  
Jim Eccher, District Manager  
Yvonne Barron, Finance Director  
Greg Bailey/Gary Golladay Water & Sewer  
Ayden Gillund, Public Works

6. APPROVAL OF AGENDA

Mr. Kraus motions to motions to approve the Agenda. Mr. Collins seconds the motion. Chairman Elliot calls the vote. All Board Members are in favor. The Agenda is approved.

6. APPROVAL OF MINUTES.

Regular Meeting July 12, 2022  
CCACC Minutes July 21, 2022

Mr. Collins motions to approve the minutes. Chairman would like to amend the motion, the amendment was withdrawn before completed. Ms. Hunter seconds the motion. Chairman Elliot calls the vote. All Board Members approve. The Minutes are approved.

7. BILLS PAYABLE.

Mr. Collins poses the question about the charges for Caselle and has multiple concerns. Finance Director explained the charges. Mr. Collins is still concerned with the charges and why they are so high at this time if they are processor issues or if it on the Caselle side. Chairman Elliot has a concern with the Natural Gas bill from the Golf Course and why is it so high currently. Manager Eccher will investigate and report back to the Board. All Board members are in favor. Chairman Elliot states to pay the bills.

8. FINANCIAL REPORT.

Getting back to current status. Property sales are down this year due to not selling property. There is nothing else that stands out

9. OPERATIONAL REPORT.

- a. CCMD Directors
- b. Beckwith Dam report
- c. Committee Reports

10. READING BY CHAIRPERSON OF THE STATEMENT OF CONDUCT AND DEMEANOR.

11. CITIZENS INPUT.

**Dennis Kahrs** comes to the Board with 2 items this evening. His first is if there is any update on speaking with the attorney about being able to be made aware of the complainant if there is a complaint brought against a resident. Chairman Elliot states that CCMD and CCACC becomes the complainant. Also, questions about the burn pile and if there are any follow-up times. The Board shared there are none at this time and that Pueblo County will be here to next Monday to complete the wood chipping and it can also be picked up by anyone that can use it.

**Daryl Mahaney** presented to the Board with his concerns about the musk thistle that is growing out of control on the old 9-hole area of the golf course. He would like to point out that it is an obnoxious weed and that the previous

Board had promised that the area would be mowed down 2 times per year and that he would like to see this happen soon. He did provide a handout to the Board and did suggest of possibly burning the musk thistle currently. **Dave Houghton** Presented to the Board hand outs regarding 6 or 7 items regarding over-population. He is concerned presently with the growth in the community. He also posed the question about the remote read meters and wanted to know more about the savings that it was supposed to bring, and he would like this information set out to the community as well. He also shared his position for the Board to consider some restraint on growth at this time until we get some improvements completed.

**Matt Smith** is a Rye resident that is present this evening on behalf of his Colorado City friends that are unable to be present at the meeting this evening with concerns of the encampment that has started on Alondra. He did want to point out the Schultz Corp is a nonprofit group that is looking to provide homeless services.

12. ATTORNEYS REPORT: N/A

13. AGENDA ITEMS:

**Resolution 08-2022**

Discussion/Action

Mr. Collins motions to accept Resolution 08-2022 currently. Ms. Hunter seconds the motion To accept Resolution 08-2022. There was no discussion at this time from the Board. Chairman Elliot calls the vote. Mr. Hochstetler yes. Ms. Hunter yes. Mr. Collins yes. Mr. Kraus yes. Chairman Elliot yes. Resolution 08-2022 adopted.

**Resolution 09-2022 Accepting and confirming roads**

Discussion/Action

Mr. Kraus motions to accept Resolution 09-2022 Accepting and confirming roads. Mr. Collins seconds the motion to accept Resolution 09-2022. No discussion amongst the Board Members. Chairman Elliot calls the vote. Ms. Hunter yes. Chairman Elliot yes. Mr. Collins yes. Mr. Kraus yes. Mr. Hochstetler yes. Resolution 09-2022 has been adopted.

14. OLD BUSINESS. Covenants Lawyer/Applewood Park

Duell well/ Utility Director/Gravel Status /Lot Line Vacation for 70&71 unit 20

15. NEW BUSINESS:

Mr. Collins motions to set a Public Hearing to raise tap fees as previously stated to \$20,000.00. Mr. Hochstetler seconds the motion. Chairman Elliot calls the vote to set a Public Hearing in 30 days to raise tap fees. Mr. Kraus yes. Mr. Collins yes. Ms. Hunter yes. Mr. Hochstetler yes. Chairman Elliot yes. Motion passes.

Mr. Collins motions to ask Mr. Kraus to draft a letter addressed to two Senator and a Congressman from the Board in support of assistance with the Colorado City Post Office. Mr. Hochstetler seconds the motion. Chairman Elliot calls the vote. Mr. Kraus yes. Mr. Hochstetler yes. Ms. Hunter yes. Mr. Collins yes. Chairman Elliot yes. Motion passes.

16. CCACC:

A. New Construction

1. 4531 Manitou Drive Garage
2. 4155 Ouray Fence

Mr. Collins motions to approve the garage at 4531 Manitou Dr and the fence at 4155 Ouray. Mr. Kraus seconds the motion. The vote is called. Ms. Hunter yes. Chairman Elliot yes. Mr. Collins yes. Mr. Kraus Mr. Hochstetler yes. Approved.

B. Actions

- a. 8 First Letters
- b. 5 Second letters
- c. 6 Third letters
- d. 0 Unauthorized Structure

e. 1 Cease and Desist Alondra

Mr. Kraus motions to approve all letter and Cease and Desist to be sent. Mr. Hunter seconds the Motion. The vote is called. Mr. Hochstetler yes. Ms. Hunter yes. Mr. Collins yes. Chairman Elliot yes. All letters are approved.

17. CORRESPONDENCE: N/A

18. EXECUTIVE SESSION: N/A

19. ADJOURNMENT.

Mr. Collins motions for adjournment. Ms. Hunter seconds the motion. Chairman Elliot adjourns the meeting At 8:00 p.m.

COLORADO CITY METROPOLITAN DISTRICT

---

Neil Elliot, Chairperson

ATTEST:

---

Greg Collins, Secretary

Approved this 9th day of August 2022

These minutes are not verbatim to the meeting and should not be considered a complete record of all discussions during the meeting. For complete proceedings and statements, please refer to the video or audio recording of the meeting.





## Report Criteria:

Report type: GL detail

Check.Type = {&lt;-&gt;} "Adjustment"

GL Period	Check Issue Date	Check Number	Payee	Description	Invoice GL Account	Invoice Amount	Check Amount
<b>35630</b>							
08/22	08/05/2022	35630	A Squared Instruments and Con	Labor, Parts, July Svcs/WTP	02-0100-7122	5,635.75	5,635.75
08/22	08/05/2022	35630	A Squared Instruments and Con	Labor, Parts, July Svcs/WWTP	03-0100-7122	5,635.74	5,635.74
Total 35630:							11,271.49
<b>35631</b>							
08/22	08/05/2022	35631	Acorn Petroleum, Inc	Fuel/Roads	01-6000-7151	429.77	429.77
08/22	08/05/2022	35631	Acorn Petroleum, Inc	Fuel/P&R	01-0208-7151	496.23	496.23
08/22	08/05/2022	35631	Acorn Petroleum, Inc	Fuel/WTP	02-0100-7151	595.47	595.47
08/22	08/05/2022	35631	Acorn Petroleum, Inc	Fuel/WWTP	03-0100-7151	396.96	396.96
08/22	08/05/2022	35631	Acorn Petroleum, Inc	Fuel/Adm	01-0100-7151	66.44	66.44
08/22	08/05/2022	35631	Acorn Petroleum, Inc	Fuel/GC	04-0100-7151	989.56	989.56
08/22	08/05/2022	35631	Acorn Petroleum, Inc	Fuel/GCM	04-0201-7151	1,824.30	1,824.30
08/22	08/05/2022	35631	Acorn Petroleum, Inc	Fuel/Roads	01-6000-7151	208.54	208.54
08/22	08/05/2022	35631	Acorn Petroleum, Inc	Fuel/P&R	01-0208-7151	246.19	246.19
08/22	08/05/2022	35631	Acorn Petroleum, Inc	Fuel/WTP	02-0100-7151	295.43	295.43
08/22	08/05/2022	35631	Acorn Petroleum, Inc	Fuel/WWTP	03-0100-7151	196.95	196.95
08/22	08/05/2022	35631	Acorn Petroleum, Inc	Fuel/Adm	01-0100-7151	37.64	37.64
08/22	08/05/2022	35631	Acorn Petroleum, Inc	Fuel/Roads	01-6000-7151	245.44	245.44
08/22	08/05/2022	35631	Acorn Petroleum, Inc	Fuel/P&R	01-0208-7151	306.79	306.79
08/22	08/05/2022	35631	Acorn Petroleum, Inc	Fuel/WTP	02-0100-7151	368.15	368.15
08/22	08/05/2022	35631	Acorn Petroleum, Inc	Fuel/WWTP	03-0100-7151	245.44	245.44
08/22	08/05/2022	35631	Acorn Petroleum, Inc	Fuel/Adm	01-0100-7151	61.34	61.34
Total 35631:							7,010.64
<b>35632</b>							
08/22	08/05/2022	35632	ALAN GARST	Telephone Reimbursement/WTP	02-0100-7193	22.50	22.50
08/22	08/05/2022	35632	ALAN GARST	Telephone Reimbursement/WWTP	03-0100-7193	7.50	7.50
Total 35632:							30.00
<b>35633</b>							
08/22	08/05/2022	35633	Arkansas Valley Co-op Assn	Propane/P&R	01-0208-7191	360.24	360.24
Total 35633:							360.24
<b>35634</b>							
08/22	08/05/2022	35634	Ayden Gillund	Telephone Reimburse/WTP	02-0100-7193	9.00	9.00
08/22	08/05/2022	35634	Ayden Gillund	Telephone Reimburse/WWTP	03-0100-7193	15.00	15.00
08/22	08/05/2022	35634	Ayden Gillund	Telephone Reimburse/Adm	01-0100-7193	3.00	3.00
08/22	08/05/2022	35634	Ayden Gillund	Telephone Reimburse/Road	01-6000-7193	3.00	3.00
Total 35634:							30.00
<b>35635</b>							
08/22	08/05/2022	35635	Beverly Fodor	Telephone Reimbursement/Adm	01-0100-7193	10.50	10.50
08/22	08/05/2022	35635	Beverly Fodor	Telephone Reimbursement/WTP	02-0100-7193	7.50	7.50
08/22	08/05/2022	35635	Beverly Fodor	Telephone Reimbursement/WWTP	03-0100-7193	4.50	4.50
08/22	08/05/2022	35635	Beverly Fodor	Telephone Reimbursement/GC	04-0100-7193	1.50	1.50
08/22	08/05/2022	35635	Beverly Fodor	Telephone Reimbursement/GCM	04-0201-7193	1.50	1.50
08/22	08/05/2022	35635	Beverly Fodor	Telephone Reimbursement/P&R	01-0208-7193	4.50	4.50

GI Period	Check Issue Date	Check Number	Payee	Description	Invoice GL Account	Invoice Amount	Check Amount
Total 35635:							30.00
<b>35636</b>							
08/22	08/05/2022	35636	Christoffer Robinson	Telephone Reimbursement/WTP	02-0100-7193	13.50	13.50
08/22	08/05/2022	35636	Christoffer Robinson	Telephone Reimbursement/WWTP	03-0100-7193	13.80	13.80
08/22	08/05/2022	35636	Christoffer Robinson	Telephone Reimburse/Roads	01-6000-7193	2.70	2.70
Total 35636:							30.00
<b>35637</b>							
08/22	08/05/2022	35637	Christy Gookin	Cleaning-July/Adm	01-0100-7122	150.00	150.00
Total 35637:							150.00
<b>35638</b>							
08/22	08/05/2022	35638	Cintas Corporation #562	Janitorial Svs/GCM	04-0201-7122	56.01	56.01
08/22	08/05/2022	35638	Cintas Corporation #562	Janitorial Svs/GCM	04-0201-7122	56.01	56.01
Total 35638:							112.02
<b>35639</b>							
08/22	08/05/2022	35639	Colorado City Metropolitan Dist	5000 Curenio Verde/P&R	01-0207-7192	48.80	48.80
08/22	08/05/2022	35639	Colorado City Metropolitan Dist	4500 Cuerno Verde/GCM	04-0201-7192	60.32	60.32
08/22	08/05/2022	35639	Colorado City Metropolitan Dist	4497 Bent Brothers/ADM	01-0100-7192	32.68	32.68
08/22	08/05/2022	35639	Colorado City Metropolitan Dist	6042 9000 Hwy 165/P&R	01-0208-7192	58.10	58.10
08/22	08/05/2022	35639	Colorado City Metropolitan Dist	9000 Hwy 165/P&R	01-0208-7192	34.41	34.41
08/22	08/05/2022	35639	Colorado City Metropolitan Dist	9000 Hwy 165 Showers/P&R	01-0208-7192	100.16	100.16
08/22	08/05/2022	35639	Colorado City Metropolitan Dist	5000 E Colorado Blvd/WTP	02-0100-7192	85.80	85.80
08/22	08/05/2022	35639	Colorado City Metropolitan Dist	5000 E Colorado Blvd/WWTP	03-0100-7192	85.80	85.80
08/22	08/05/2022	35639	Colorado City Metropolitan Dist	55 N Parkway/GC	04-0100-7192	579.72	579.72
08/22	08/05/2022	35639	Colorado City Metropolitan Dist	Hole 14/GC	04-0100-7192	80.07	80.07
08/22	08/05/2022	35639	Colorado City Metropolitan Dist	5218 Monte Vista/P&R	01-0203-7192	80.70	80.70
Total 35639:							1,246.56
<b>35640</b>							
08/22	08/05/2022	35640	Colorado Dept. of Public Health	State Licensing-Surface Water Sup/WTP	02-0100-7125	465.00	465.00
08/22	08/05/2022	35640	Colorado Dept. of Public Health	State Licensing-WWTP/WWTP	03-0100-7122	2,733.00	2,733.00
08/22	08/05/2022	35640	Colorado Dept. of Public Health	State Licensing for Biosolids/WWTP	03-0100-7122	580.00	580.00
08/22	08/05/2022	35640	Colorado Dept. of Public Health	State Licensing-Pretreatment/WTP	02-0100-7125	92.00	92.00
Total 35640:							3,870.00
<b>35641</b>							
08/22	08/05/2022	35641	Colorado Golf & Turf	Arm, Windshild/GC	04-0100-7150	267.53	267.53
08/22	08/05/2022	35641	Colorado Golf & Turf	A-arm,Key/GC	04-0100-7150	128.51	128.51
Total 35641:							396.04
<b>35642</b>							
08/22	08/05/2022	35642	Colorado Special Districts Prop	Property & Liability Ins./Adm	01-0100-7144	1,972.00	1,972.00
08/22	08/05/2022	35642	Colorado Special Districts Prop	Property & Liability Ins./Roads	01-6000-7144	119.00	119.00
08/22	08/05/2022	35642	Colorado Special Districts Prop	Property & Liability Ins./P&R	01-0208-7144	2,412.00	2,412.00
08/22	08/05/2022	35642	Colorado Special Districts Prop	Property & Liability Ins./P&R	01-0203-7144	717.00	717.00
08/22	08/05/2022	35642	Colorado Special Districts Prop	Property & Liability Ins./P&R	01-0207-7144	735.00	735.00
08/22	08/05/2022	35642	Colorado Special Districts Prop	Property & Liability Ins./WTP	02-0100-7144	7,871.00	7,871.00

GL Period	Check Issue Date	Check Number	Payee	Description	Invoice GL Account	Invoice Amount	Check Amount	
08/22	08/05/2022	35642	<b>Colorado Special Districts Prop</b>	Property & Liability Ins./WWTP	03-0100-7144	9,026.00	9,026.00	
08/22	08/05/2022	35642	<b>Colorado Special Districts Prop</b>	Property & Liability Ins./GC	04-0100-7144	2,965.00	2,965.00	
08/22	08/05/2022	35642	<b>Colorado Special Districts Prop</b>	Property & Liability Ins./GCM	04-0201-7144	209.00	209.00	
Total 35642:								26,026.00
<b>35643</b>								
08/22	08/05/2022	35643	<b>Core &amp; Main LP</b>	Concr Pad,6MJ 90 C153 IMP/WTP	02-0100-7150	400.44	400.44	
Total 35643:								400.44
<b>35644</b>								
08/22	08/05/2022	35644	<b>Cristy Adams</b>	Telephone Reimbursement/Adm	01-0100-7193	6.00	6.00	
08/22	08/05/2022	35644	<b>Cristy Adams</b>	Telephone Reimburse/WTP	02-0100-7193	15.00	15.00	
08/22	08/05/2022	35644	<b>Cristy Adams</b>	Telephone Reimburse/WWTP	03-0100-7193	9.00	9.00	
Total 35644:								30.00
<b>35645</b>								
08/22	08/05/2022	35645	<b>Daniel Bloodworth</b>	Telephone Reimburse/WTP	02-0100-7193	15.00	15.00	
08/22	08/05/2022	35645	<b>Daniel Bloodworth</b>	Telephone Reimburse/WWTP	03-0100-7193	15.00	15.00	
Total 35645:								30.00
<b>35646</b>								
08/22	08/05/2022	35646	<b>Direct Discharge Consulting, LL</b>	July ORC, Svc/WWTP	03-0100-7122	840.00	840.00	
Total 35646:								840.00
<b>35647</b>								
08/22	08/05/2022	35647	<b>Donald Anzlovar (2)</b>	Telephone Reimbursement	04-0201-7193	30.00	30.00	
Total 35647:								30.00
<b>35648</b>								
08/22	08/05/2022	35648	<b>DPC Industries, Inc.</b>	Chlorine Cyl Rental/WTP	02-0100-7150	140.00	140.00	
Total 35648:								140.00
<b>35649</b>								
08/22	08/05/2022	35649	<b>Evoqua Water Technologies</b>	1 Tote AKTA/WTP	01-0100-7150	7,343.70	7,343.70	
Total 35649:								7,343.70
<b>35650</b>								
08/22	08/05/2022	35650	<b>FEDEX</b>	Transport Samples/WWTP	03-0100-7150	53.32	53.32	
08/22	08/05/2022	35650	<b>FEDEX</b>	Transport Samples/WTP	02-0100-7150	48.67	48.67	
Total 35650:								101.99
<b>35651</b>								
08/22	08/05/2022	35651	<b>Fidelity National Title</b>	Refund for AOS - Patricia Martin	19-0000-1991	101.00	101.00	
Total 35651:								101.00
<b>35652</b>								
08/22	08/05/2022	35652	<b>Fleet Supply</b>	Battery, oil&air filters/WTP	02-0100-7150	136.49	136.49	

GL Period	Check Issue Date	Check Number	Payee	Description	Invoice GL Account	Invoice Amount	Check Amount
08/22	08/05/2022	35652	<b>Fleet Supply</b>	Battery, oil&air filters/WWTP	03-0100-7150	136.49	136.49
08/22	08/05/2022	35652	<b>Fleet Supply</b>	Parts for 1995 F150/P&R	01-0208-7150	140.61	140.61
Total 35652:							413.59
<b>35653</b>							
08/22	08/05/2022	35653	<b>Glass Force South</b>	Club house Doors/GC	04-0100-7122	2,299.00	2,299.00
08/22	08/05/2022	35653	<b>Glass Force South</b>	Door-Cold Springs Chem Room/WTP	02-0100-7122	1,369.00	1,369.00
Total 35653:							3,668.00
<b>35654</b>							
08/22	08/05/2022	35654	<b>Greenhorn Valley Ace Hardware</b>	Sleeve Comp,Dye Liq/WTP	02-0100-7150	16.56	16.56
08/22	08/05/2022	35654	<b>Greenhorn Valley Ace Hardware</b>	SmartFlo Hose/WTP	02-0100-7150	47.99	47.99
08/22	08/05/2022	35654	<b>Greenhorn Valley Ace Hardware</b>	Cleanr Brake/P&R	01-0208-7150	13.98	13.98
08/22	08/05/2022	35654	<b>Greenhorn Valley Ace Hardware</b>	Safty Gls, Keys/WTP	02-0100-7150	22.78	22.78
08/22	08/05/2022	35654	<b>Greenhorn Valley Ace Hardware</b>	Misc Hardware/P&R	01-0208-7150	13.14	13.14
08/22	08/05/2022	35654	<b>Greenhorn Valley Ace Hardware</b>	Keys/WTP	02-0100-7150	2.79	2.79
08/22	08/05/2022	35654	<b>Greenhorn Valley Ace Hardware</b>	Bolt, Goggles/WWTP	03-0100-7150	29.15	29.15
08/22	08/05/2022	35654	<b>Greenhorn Valley Ace Hardware</b>	Shirms/P&R	01-0208-7150	11.98	11.98
08/22	08/05/2022	35654	<b>Greenhorn Valley Ace Hardware</b>	Recovery Strap/WTP	02-0100-7150	39.98	39.98
08/22	08/05/2022	35654	<b>Greenhorn Valley Ace Hardware</b>	Vinyl Tubing,Antifreeze/P&R	01-0208-7150	36.85	36.85
08/22	08/05/2022	35654	<b>Greenhorn Valley Ace Hardware</b>	Clnr, Auto Bulb Thred Gel/P&R	01-0208-7150	34.75	34.75
08/22	08/05/2022	35654	<b>Greenhorn Valley Ace Hardware</b>	Motor Oil/P&R	01-0208-7150	11.18	11.18
08/22	08/05/2022	35654	<b>Greenhorn Valley Ace Hardware</b>	Silicon/WWTP	03-0100-7150	7.59	7.59
08/22	08/05/2022	35654	<b>Greenhorn Valley Ace Hardware</b>	BRM/Dstpn/P&R	01-0208-7150	10.99	10.99
08/22	08/05/2022	35654	<b>Greenhorn Valley Ace Hardware</b>	Distilld Watr/WWTP	03-0100-7150	23.94	23.94
08/22	08/05/2022	35654	<b>Greenhorn Valley Ace Hardware</b>	Led Plug/Play/P&R	01-0208-7150	33.98	33.98
08/22	08/05/2022	35654	<b>Greenhorn Valley Ace Hardware</b>	Bypass Lopper/WWTP	03-0100-7150	22.99	22.99
08/22	08/05/2022	35654	<b>Greenhorn Valley Ace Hardware</b>	Elbow,Coupler PVC/WTP	02-0100-7150	27.45	27.45
08/22	08/05/2022	35654	<b>Greenhorn Valley Ace Hardware</b>	DSP Gloves,Coupl Insr/GCM	04-0201-7150	29.76	29.76
08/22	08/05/2022	35654	<b>Greenhorn Valley Ace Hardware</b>	Cement PVC,HSE Clmp/GCM	04-0201-7150	25.17	25.17
08/22	08/05/2022	35654	<b>Greenhorn Valley Ace Hardware</b>	V Belt/P&R	01-0208-7150	7.99	7.99
08/22	08/05/2022	35654	<b>Greenhorn Valley Ace Hardware</b>	Athl Fid STPPNT/P&R	01-0208-7150	43.96	43.96
08/22	08/05/2022	35654	<b>Greenhorn Valley Ace Hardware</b>	Insect Repel Spray/P&R	01-0208-7150	34.95	34.95
08/22	08/05/2022	35654	<b>Greenhorn Valley Ace Hardware</b>	Return	01-0208-7150	34.95-	34.95-
08/22	08/05/2022	35654	<b>Greenhorn Valley Ace Hardware</b>	Insect RePel Spray/P&R	01-0208-7150	39.90	39.90
08/22	08/05/2022	35654	<b>Greenhorn Valley Ace Hardware</b>	Digital Glass Food Scl/P&R	01-0208-7150	29.99	29.99
08/22	08/05/2022	35654	<b>Greenhorn Valley Ace Hardware</b>	Spade Drain,Shvl Rnd/WTP	02-0100-7150	59.98	59.98
08/22	08/05/2022	35654	<b>Greenhorn Valley Ace Hardware</b>	Spade Drain,Shvl Rnd/WWTP	03-0100-7150	59.98	59.98
08/22	08/05/2022	35654	<b>Greenhorn Valley Ace Hardware</b>	Dmnd Bld Trbo, Disp Mask/WTP	02-0100-7150	19.98	19.98
08/22	08/05/2022	35654	<b>Greenhorn Valley Ace Hardware</b>	Grnd Plug 15A Bik/P&R	02-0100-7150	11.98	11.98
08/22	08/05/2022	35654	<b>Greenhorn Valley Ace Hardware</b>	LED A19 60W 10PK/WTP	02-0100-7150	14.99	14.99
08/22	08/05/2022	35654	<b>Greenhorn Valley Ace Hardware</b>	Flag Cotton 4x5/ADM	01-0100-7150	44.99	44.99
08/22	08/05/2022	35654	<b>Greenhorn Valley Ace Hardware</b>	Super Wheel Chock Rp/WTP	02-0100-7150	19.99	19.99
08/22	08/05/2022	35654	<b>Greenhorn Valley Ace Hardware</b>	Super Wheel Chock Rp/WWTP	03-0100-7150	19.99	19.99
08/22	08/05/2022	35654	<b>Greenhorn Valley Ace Hardware</b>	Valve Float Cooler/WTP	02-0100-7150	8.59	8.59
08/22	08/05/2022	35654	<b>Greenhorn Valley Ace Hardware</b>	Battry Lith,Mark Paint/GCM	04-0201-7150	39.56	39.56
08/22	08/05/2022	35654	<b>Greenhorn Valley Ace Hardware</b>	PadlockCMBO,SprgSnap/P&R	01-0208-7150	29.74	29.74
08/22	08/05/2022	35654	<b>Greenhorn Valley Ace Hardware</b>	Ext Cord/P&R	01-0208-7150	74.99	74.99
08/22	08/05/2022	35654	<b>Greenhorn Valley Ace Hardware</b>	Cowhide Glvs 3/P&R	01-0208-7150	47.97	47.97
08/22	08/05/2022	35654	<b>Greenhorn Valley Ace Hardware</b>	Elbow Insr Poly/GCM	04-0201-7150	5.97	5.97
08/22	08/05/2022	35654	<b>Greenhorn Valley Ace Hardware</b>	Distilld Watr/WTP	02-0100-7150	19.95	19.95
08/22	08/05/2022	35654	<b>Greenhorn Valley Ace Hardware</b>	Propane,Wasp&HornSpry/WTP	02-0100-7150	46.19	46.19
08/22	08/05/2022	35654	<b>Greenhorn Valley Ace Hardware</b>	Bug&Wasp Spry/WTP	02-0100-7150	39.54	39.54
08/22	08/05/2022	35654	<b>Greenhorn Valley Ace Hardware</b>	TidyCat Scp/WTP	02-0100-7150	16.99	16.99
08/22	08/05/2022	35654	<b>Greenhorn Valley Ace Hardware</b>	Bolt U/WWTP	03-0100-7150	3.98	3.98

GL Period	Check Issue Date	Check Number	Payee	Description	Invoice GL Account	Invoice Amount	Check Amount	
08/22	08/05/2022	35654	<b>Greenhorn Valley Ace Hardware</b>	Bolt U/WWTP	03-0100-7150	7.96	7.96	
08/22	08/05/2022	35654	<b>Greenhorn Valley Ace Hardware</b>	Misc Hardware/WWTP	03-0100-7150	11.23	11.23	
08/22	08/05/2022	35654	<b>Greenhorn Valley Ace Hardware</b>	All Season Hose/WTP	02-0100-7150	15.99	15.99	
08/22	08/05/2022	35654	<b>Greenhorn Valley Ace Hardware</b>	Adpt Poly,Bushing,Coupler/WTP	02-0100-7150	47.75	47.75	
08/22	08/05/2022	35654	<b>Greenhorn Valley Ace Hardware</b>	Windswash,Tarp,Tie/WTP	02-0100-7150	17.76	17.76	
08/22	08/05/2022	35654	<b>Greenhorn Valley Ace Hardware</b>	Chanin Coil/WTP	02-0100-7150	7.98	7.98	
08/22	08/05/2022	35654	<b>Greenhorn Valley Ace Hardware</b>	Ace Line Level/WTP	02-0100-7150	4.99	4.99	
08/22	08/05/2022	35654	<b>Greenhorn Valley Ace Hardware</b>	2-Cycle Full Syn Oil/Rds	01-6000-7150	20.42	20.42	
08/22	08/05/2022	35654	<b>Greenhorn Valley Ace Hardware</b>	Reflective Tape/WTP	02-0100-7150	9.98	9.98	
08/22	08/05/2022	35654	<b>Greenhorn Valley Ace Hardware</b>	Clamp Hose/WTP	02-0100-7150	41.44	41.44	
08/22	08/05/2022	35654	<b>Greenhorn Valley Ace Hardware</b>	Tee PVC,Couple Sch/WTP	02-0100-7150	20.57	20.57	
Total 35654:								1,382.26
<b>35655</b>								
08/22	08/05/2022	35655	<b>Gregory Collins</b>	July Board Mtgs/Adm	01-0100-7122	50.00	50.00	
Total 35655:								50.00
<b>35656</b>								
08/22	08/05/2022	35656	<b>Harry Hochstetler</b>	July Board Mtgs/Adm	01-0100-7122	100.00	100.00	
Total 35656:								100.00
<b>35657</b>								
08/22	08/05/2022	35657	<b>James Eccher</b>	Telephone Reimbursement/Adm	01-0100-7193	15.00	15.00	
08/22	08/05/2022	35657	<b>James Eccher</b>	Telephone Reimbursement/WTP	02-0100-7193	10.50	10.50	
08/22	08/05/2022	35657	<b>James Eccher</b>	Telephone Reimbursement/WWTP	03-0100-7193	4.50	4.50	
Total 35657:								30.00
<b>35658</b>								
08/22	08/05/2022	35658	<b>Jason Anglin</b>	Customer refund overpayment 1776.01	19-0000-1991	51.08	51.08	
Total 35658:								51.08
<b>35659</b>								
08/22	08/05/2022	35659	<b>Jeremy Wilcox</b>	Condensation Pump/WWTP	03-0100-7150	183.00	183.00	
Total 35659:								183.00
<b>35660</b>								
08/22	08/05/2022	35660	<b>JM Repair Fabrication and Mac</b>	Potholer Repair/WWTP	03-0100-7122	475.00	475.00	
Total 35660:								475.00
<b>35661</b>								
08/22	08/05/2022	35661	<b>Jody Minkler</b>	Telephone Reimbursement/WTP	02-0100-7193	15.00	15.00	
08/22	08/05/2022	35661	<b>Jody Minkler</b>	Telephone Reimbursement/WWTP	03-0100-7193	15.00	15.00	
Total 35661:								30.00
<b>35662</b>								
08/22	08/05/2022	35662	<b>Josh Briggs</b>	Telephone Reimburse/P&R	01-0208-7193	30.00	30.00	
Total 35662:								30.00

GL Period	Check Issue Date	Check Number	Payee	Description	Invoice GL Account	Invoice Amount	Check Amount
<b>35663</b>							
08/22	08/05/2022	35663	L.L. Johnson Distributing Co	Brass Fix,Adpt,SlipFix/GCM	04-0201-7150	176.10	176.10
Total 35663:							176.10
<b>35664</b>							
08/22	08/05/2022	35664	Loan Payment Processing Cent	Grader Lease Pmt-Sept 2022/Roads	01-6000-7730	9,884.45	9,884.45
Total 35664:							9,884.45
<b>35665</b>							
08/22	08/05/2022	35665	Neil Elliot	July Board Mtgs/Adm	01-0100-7122	100.00	100.00
Total 35665:							100.00
<b>35666</b>							
08/22	08/05/2022	35666	Phillip Spicer	Reimburse GC Deposit Overpaid/GC	01-4000-4510	91.98	91.98
Total 35666:							91.98
<b>35667</b>							
08/22	08/05/2022	35667	Procom LLC	Pre-Employment Testing/WTP	02-0100-7122	27.50	27.50
08/22	08/05/2022	35667	Procom LLC	Pre-Employment Testing/WWTP	03-0100-7122	27.50	27.50
Total 35667:							55.00
<b>35668</b>							
08/22	08/05/2022	35668	Pueblo Dept. of Public Health &	Testing/WTP	02-0100-7122	85.00	85.00
08/22	08/05/2022	35668	Pueblo Dept. of Public Health &	Testing/WWTP	03-0100-7122	93.00	93.00
Total 35668:							178.00
<b>35669</b>							
08/22	08/05/2022	35669	RJH Consultants, Inc	Dam Proj-Feasibility Prog Rep 4?WTP	02-0100-7720	7,802.60	7,802.60
Total 35669:							7,802.60
<b>35670</b>							
08/22	08/05/2022	35670	Robison Construction	Repair Roof WTP/WTP	02-0100-7122	1,450.00	1,450.00
08/22	08/05/2022	35670	Robison Construction	Repair Roof Club House/GC	04-0100-7122	1,250.00	1,250.00
08/22	08/05/2022	35670	Robison Construction	Repair Roof WWTP/WWTP	03-0100-7122	1,950.00	1,950.00
Total 35670:							4,650.00
<b>35671</b>							
08/22	08/05/2022	35671	RTC C/O HIGHLNE SERVICES	Telephone/Adm	01-0100-7193	557.54	557.54
08/22	08/05/2022	35671	RTC C/O HIGHLNE SERVICES	Telephone/P&R	01-0208-7193	161.05	161.05
08/22	08/05/2022	35671	RTC C/O HIGHLNE SERVICES	Telephone/WWTP	03-0100-7193	226.51	226.51
08/22	08/05/2022	35671	RTC C/O HIGHLNE SERVICES	Telephone/WTP	02-0100-7193	360.29	360.29
08/22	08/05/2022	35671	RTC C/O HIGHLNE SERVICES	Telephone/GC	04-0100-7193	180.44	180.44
08/22	08/05/2022	35671	RTC C/O HIGHLNE SERVICES	Telephone/GCM	04-0201-7193	100.33	100.33
Total 35671:							1,586.16
<b>35672</b>							
08/22	08/05/2022	35672	Russell Maddox	Telephone Reimburse/WTP	02-0100-7193	15.00	15.00
08/22	08/05/2022	35672	Russell Maddox	Telephone Reimburse/WWTP	03-0100-7193	15.00	15.00

GL Period	Check Issue Date	Check Number	Payee	Description	Invoice GL Account	Invoice Amount	Check Amount
Total 35672:							30.00
<b>35673</b>							
08/22	08/05/2022	35673	Safety-Kleen Systems Inc	Parts Washer Solvent/GCM	04-0201-7122	366.43	366.43
Total 35673:							366.43
<b>35674</b>							
08/22	08/05/2022	35674	Sam's Club Direct	Pool Concession/Pool	01-0207-7112	184.90	184.90
08/22	08/05/2022	35674	Sam's Club Direct	Pool Concession/Pool	01-0207-7112	491.31	491.31
08/22	08/05/2022	35674	Sam's Club Direct	Pool Concession/Pool	01-0207-7112	384.55	384.55
08/22	08/05/2022	35674	Sam's Club Direct	Tax Refund/ADM	01-0100-7150	40.20	40.20
Total 35674:							1,020.56
<b>35675</b>							
08/22	08/05/2022	35675	San Isabel Electric Association	W&S Security LT/WTP, WWTP	03-0100-7190	21.08	21.08
08/22	08/05/2022	35675	San Isabel Electric Association	W&S Security LT/WTP, WWTP	02-0100-7190	10.79	10.79
08/22	08/05/2022	35675	San Isabel Electric Association	N. Parkway Pump/GCM	04-0201-7190	93.63	93.63
08/22	08/05/2022	35675	San Isabel Electric Association	55 N Parkway/GC	04-0100-7190	1,127.72	1,127.72
08/22	08/05/2022	35675	San Isabel Electric Association	5000 East Col Blvd/W&S Shop	03-0100-7190	56.38	56.38
08/22	08/05/2022	35675	San Isabel Electric Association	5000 East Col Blvd/W&S Shop	02-0100-7190	56.37	56.37
08/22	08/05/2022	35675	San Isabel Electric Association	54 Lights/Roads	01-6000-7190	875.21	875.21
08/22	08/05/2022	35675	San Isabel Electric Association	4500 Cuerno Verde/GCM	04-0201-7190	49.16	49.16
08/22	08/05/2022	35675	San Isabel Electric Association	4500 Cuerno Verde/GCM	04-0201-7190	111.65	111.65
08/22	08/05/2022	35675	San Isabel Electric Association	5000 Cuerno Verde/Pool	01-0207-7190	1,076.33	1,076.33
08/22	08/05/2022	35675	San Isabel Electric Association	P&R Security LT/Pool	01-0207-7190	16.18	16.18
08/22	08/05/2022	35675	San Isabel Electric Association	Tank #1/WTP	02-0100-7190	1,913.08	1,913.08
08/22	08/05/2022	35675	San Isabel Electric Association	5000 Cuerno Verde Blvd/Rec Ctr	01-0203-7190	236.92	236.92
08/22	08/05/2022	35675	San Isabel Electric Association	Marina Sec LT/ADM	01-0100-7190	10.29	10.29
08/22	08/05/2022	35675	San Isabel Electric Association	Lake Beckwith Restroom/P&R	01-0208-7190	33.15	33.15
08/22	08/05/2022	35675	San Isabel Electric Association	5445 Cuerno Verde/GCM	04-0201-7190	10.79	10.79
08/22	08/05/2022	35675	San Isabel Electric Association	Rec Dist Well/WTP	02-0100-7190	35.86	35.86
08/22	08/05/2022	35675	San Isabel Electric Association	5600 Cuerno Verde/WTP	02-0100-7190	5,952.81	5,952.81
08/22	08/05/2022	35675	San Isabel Electric Association	Greenhorn Mdws Park/P&R	01-0208-7190	40.58	40.58
08/22	08/05/2022	35675	San Isabel Electric Association	W&S Security LT/WTP, WWTP	02-0100-7190	10.79	10.79
08/22	08/05/2022	35675	San Isabel Electric Association	W&S Security LT/WTP, WWTP	03-0100-7190	10.79	10.79
08/22	08/05/2022	35675	San Isabel Electric Association	P&R Security LT/P&R	01-0208-7190	16.18	16.18
08/22	08/05/2022	35675	San Isabel Electric Association	P&R Security LT/P&R	01-0208-7190	16.68	16.68
08/22	08/05/2022	35675	San Isabel Electric Association	W&S Security LT/WTP, WWTP	02-0100-7190	25.12	25.12
08/22	08/05/2022	35675	San Isabel Electric Association	4497 Bent Bros/ADM	01-0100-7190	190.45	190.45
08/22	08/05/2022	35675	San Isabel Electric Association	4497 Bent Bros/ADM	01-0100-7190	320.43	320.43
08/22	08/05/2022	35675	San Isabel Electric Association	W&S Security LT/WTP, WWTP	03-0100-7190	10.29	10.29
08/22	08/05/2022	35675	San Isabel Electric Association	Greenhorn Campground/P&R	01-0208-7190	766.45	766.45
08/22	08/05/2022	35675	San Isabel Electric Association	Tank #2/WTP	02-0100-7190	61.06	61.06
08/22	08/05/2022	35675	San Isabel Electric Association	P&R Security LT/P&R	01-0208-7190	16.68	16.68
08/22	08/05/2022	35675	San Isabel Electric Association	P&R Security LT/P&R	01-0208-7190	16.68	16.68
08/22	08/05/2022	35675	San Isabel Electric Association	P&R Security LT/P&R	01-0208-7190	16.18	16.18
08/22	08/05/2022	35675	San Isabel Electric Association	P&R Security LT/P&R	01-0208-7190	16.18	16.18
08/22	08/05/2022	35675	San Isabel Electric Association	P&R Security LT/P&R	01-0208-7190	16.18	16.18
08/22	08/05/2022	35675	San Isabel Electric Association	P&R Security LT/P&R	01-0208-7190	16.18	16.18
08/22	08/05/2022	35675	San Isabel Electric Association	Ball Field/P&R	01-0208-7190	47.18	47.18
08/22	08/05/2022	35675	San Isabel Electric Association	Greenhorn Mdws Park/P&R	01-0208-7190	36.15	36.15
08/22	08/05/2022	35675	San Isabel Electric Association	Gazebo/P&R	01-0208-7190	26.47	26.47
08/22	08/05/2022	35675	San Isabel Electric Association	P&R Security LT/P&R	01-0208-7190	16.68	16.68
08/22	08/05/2022	35675	San Isabel Electric Association	P&R Security LT/P&R	01-0208-7190	16.18	16.18

GL Period	Check Issue Date	Check Number	Payee	Description	Invoice GL Account	Invoice Amount	Check Amount
08/22	08/05/2022	35675	San Isabel Electric Association	W&S Security LT/WTP, WWTP	03-0100-7190	10.79	10.79
08/22	08/05/2022	35675	San Isabel Electric Association	Greenhorn Mdws Park/P&R	01-0208-7190	170.85	170.85
08/22	08/05/2022	35675	San Isabel Electric Association	P&R Security LT/P&R	01-0208-7190	16.68	16.68
08/22	08/05/2022	35675	San Isabel Electric Association	Cold Springs Pump/WTP	02-0100-7190	346.24	346.24
08/22	08/05/2022	35675	San Isabel Electric Association	Cold Springs Pump Sec LT/WTP	02-0100-7190	10.29	10.29
08/22	08/05/2022	35675	San Isabel Electric Association	Tank #3/WTP	02-0100-7190	47.59	47.59
08/22	08/05/2022	35675	San Isabel Electric Association	Booster Station/WTP	02-0100-7190	202.95	202.95
08/22	08/05/2022	35675	San Isabel Electric Association	Park Sign/P&R	01-0208-7190	68.67	68.67
08/22	08/05/2022	35675	San Isabel Electric Association	15th Hole/GC	04-0100-7190	38.87	38.87
08/22	08/05/2022	35675	San Isabel Electric Association	Gate Tank #4/WTP	02-0100-7190	32.14	32.14
08/22	08/05/2022	35675	San Isabel Electric Association	Rodeo Grounds Well/WTP	02-0100-7190	223.10	223.10
08/22	08/05/2022	35675	San Isabel Electric Association	18th Well/WTP	02-0100-7190	177.36	177.36
08/22	08/05/2022	35675	San Isabel Electric Association	Kanaeche Well/STP	02-0100-7190	105.87	105.87
08/22	08/05/2022	35675	San Isabel Electric Association	Dixit Well/WTP	02-0100-7190	79.28	79.28
08/22	08/05/2022	35675	San Isabel Electric Association	Summit Well/WTP	02-0100-7190	81.05	81.05
08/22	08/05/2022	35675	San Isabel Electric Association	Greenhorn Park Gazebo/P&R	01-0208-7190	117.66	117.66
08/22	08/05/2022	35675	San Isabel Electric Association	3160 Applewood/WWTP	03-0100-7190	2,956.35	2,956.35
08/22	08/05/2022	35675	San Isabel Electric Association	Concession Stand/P&R	01-0208-7190	75.76	75.76
Total 35675:							18,158.46
<b>35676</b>							
08/22	08/05/2022	35676	Sarah Hunter	July Board Mtgs/Adm	01-0100-7122	100.00	100.00
Total 35676:							100.00
<b>35677</b>							
08/22	08/05/2022	35677	SAVECO NORTH AMERICA INC.	Bag Longopac 90M Long/WWTP	03-0100-7150	414.60	414.60
Total 35677:							414.60
<b>35678</b>							
08/22	08/05/2022	35678	SGS North America Inc.	Testing-Total Organic Carbon/WTP	02-0100-7122	300.00	300.00
08/22	08/05/2022	35678	SGS North America Inc.	Testing-Biochemical/WWTP	03-0100-7122	118.00	118.00
08/22	08/05/2022	35678	SGS North America Inc.	Testing-Total Organic Carbon/WTP	02-0100-7122	300.00	300.00
08/22	08/05/2022	35678	SGS North America Inc.	Testing-StateForms DW/WTP	02-0100-7122	398.61	398.61
08/22	08/05/2022	35678	SGS North America Inc.	Testing-PWSID/WWTP	03-0100-7122	218.00	218.00
08/22	08/05/2022	35678	SGS North America Inc.	Testing-Nitrogen, Annomia/WTP	02-0100-7122	147.84	147.84
Total 35678:							1,482.45
<b>35679</b>							
08/22	08/05/2022	35679	Terry Kraus	July Board Mtgs/Adm	01-0100-7122	100.00	100.00
Total 35679:							100.00
<b>35680</b>							
08/22	08/05/2022	35680	True Value Trailers	Repl Wheel & Bolt/WTP	02-0100-7150	91.00	91.00
Total 35680:							91.00
<b>35681</b>							
08/22	08/05/2022	35681	USA Blue Book	Wheeler, Sh Cut, Rex CTS Flare/WTP	02-0100-7150	78.70	78.70
08/22	08/05/2022	35681	USA Blue Book	Wheeler, Sh Cut, Rex CTS Flare/WWTP	03-0100-7150	78.70	78.70
08/22	08/05/2022	35681	USA Blue Book	Hach DPD, TNT+TOC/WTP	02-0100-7150	1,467.20	1,467.20
08/22	08/05/2022	35681	USA Blue Book	Hach DPD, TNT+TOC/WWTP	03-0100-7150	1,467.19	1,467.19



GL Period	Check Issue Date	Check Number	Payee	Description	Invoice GL Account	Invoice Amount	Check Amount
Total 35681:							3,091.79
<b>35682</b>							
08/22	08/05/2022	35682	Utility Notification Center of Col	Utility Locates/WTP	02-0100-7150	83.85	83.85
08/22	08/05/2022	35682	Utility Notification Center of Col	Utility Locates/WWTP	03-0100-7150	83.85	83.85
Total 35682:							167.70
<b>35683</b>							
08/22	08/05/2022	35683	William Gilliam	Customer refund overpayment 1381.01	19-0000-1991	70.86	70.86
Total 35683:							70.86
<b>35684</b>							
08/22	08/05/2022	35684	Yvonne Barron (2)	Telephone Reimbursement/ADM	01-0100-7193	15.00	15.00
08/22	08/05/2022	35684	Yvonne Barron (2)	Telephone Reimbursement/WTP	02-0100-7193	10.50	10.50
08/22	08/05/2022	35684	Yvonne Barron (2)	Telephone Reimbursement/WWTP	03-0100-7193	4.50	4.50
Total 35684:							30.00
Grand Totals:							115,641.19

Summary by General Ledger Account Number

GL Account	Debit	Credit	Proof
01-0000-2110	75.15	33,535.22-	33,460.07-
01-0100-7122	600.00	.00	600.00
01-0100-7144	1,972.00	.00	1,972.00
01-0100-7150	7,388.69	40.20-	7,348.49
01-0100-7151	165.42	.00	165.42
01-0100-7190	521.17	.00	521.17
01-0100-7192	32.68	.00	32.68
01-0100-7193	607.04	.00	607.04
01-0203-7144	717.00	.00	717.00
01-0203-7190	236.92	.00	236.92
01-0203-7192	80.70	.00	80.70
01-0207-7112	1,060.76	.00	1,060.76
01-0207-7144	735.00	.00	735.00
01-0207-7190	1,092.51	.00	1,092.51
01-0207-7192	48.80	.00	48.80
01-0208-7144	2,412.00	.00	2,412.00
01-0208-7150	622.95	34.95-	588.00
01-0208-7151	1,049.21	.00	1,049.21
01-0208-7190	1,563.40	.00	1,563.40
01-0208-7191	360.24	.00	360.24
01-0208-7192	192.67	.00	192.67
01-0208-7193	195.55	.00	195.55
01-4000-4510	91.98	.00	91.98
01-6000-7144	119.00	.00	119.00
01-6000-7150	20.42	.00	20.42
01-6000-7151	883.75	.00	883.75
01-6000-7190	875.21	.00	875.21
01-6000-7193	5.70	.00	5.70

GL Account	Debit	Credit	Proof
01-6000-7730	9,884.45	.00	9,884.45
02-0000-2110	.00	40,183.23-	40,183.23-
02-0100-7122	9,713.70	.00	9,713.70
02-0100-7125	557.00	.00	557.00
02-0100-7144	7,871.00	.00	7,871.00
02-0100-7150	3,028.54	.00	3,028.54
02-0100-7151	1,259.05	.00	1,259.05
02-0100-7190	9,371.75	.00	9,371.75
02-0100-7192	85.80	.00	85.80
02-0100-7193	493.79	.00	493.79
02-0100-7720	7,802.60	.00	7,802.60
03-0000-2110	.00	28,621.34-	28,621.34-
03-0100-7122	12,670.24	.00	12,670.24
03-0100-7144	9,026.00	.00	9,026.00
03-0100-7150	2,603.96	.00	2,603.96
03-0100-7151	839.35	.00	839.35
03-0100-7190	3,065.68	.00	3,065.68
03-0100-7192	85.80	.00	85.80
03-0100-7193	330.31	.00	330.31
04-0000-2110	.00	13,153.61-	13,153.61-
04-0100-7122	3,549.00	.00	3,549.00
04-0100-7144	2,965.00	.00	2,965.00
04-0100-7150	396.04	.00	396.04
04-0100-7151	989.56	.00	989.56
04-0100-7190	1,166.59	.00	1,166.59
04-0100-7192	659.79	.00	659.79
04-0100-7193	181.94	.00	181.94
04-0201-7122	478.45	.00	478.45
04-0201-7144	209.00	.00	209.00
04-0201-7150	276.56	.00	276.56
04-0201-7151	1,824.30	.00	1,824.30
04-0201-7190	265.23	.00	265.23
04-0201-7192	60.32	.00	60.32
04-0201-7193	131.83	.00	131.83
19-0000-1991	222.94	.00	222.94
19-0000-2110	.00	222.94-	222.94-
Grand Totals:	115,791.49	115,791.49-	.00

Dated: \_\_\_\_\_

Mayor: \_\_\_\_\_

City Council: \_\_\_\_\_

\_\_\_\_\_

\_\_\_\_\_

\_\_\_\_\_

\_\_\_\_\_

\_\_\_\_\_

City Recorder: \_\_\_\_\_

Report Criteria:

Report type: GL detail

Check Type = {<>} "Adjustment"



2022 Month of July membership	\$42.00
2021 July Revenue	\$ 70,766
2022 July Revenue	\$ 57,277

We had a good month from my forecast I had twelve days where we had 90 degree weather hurt us on some play a few afternoon storms we went a few days without some league play. County fair was going on at end of the month as well. Overall I was very happy with how this month went . We have all carts up and running nothing is broken down. In process of reviewing what we need to upgrade the course such as trash cans hoses etc.



**HOLYDOT**  
*at Colorado City*  
2022 July-August

---

- Course

- (4.25") Precipitation July 1 – August 5
- Greens sprayed for Black Cut Worms 7/26 (also control Black, May/June, Japanese Beetle larve)
- Greens sprayed with fungicide 7/27 ( Anthracnose and Dollar Spot present on property)
- Course being mowed heavily due high amounts of precip and favorable temps.
- Tees, approaches, collars, selected fairways sprayed with Primo (plant growth regulator) to reduce clippings and mowing frequency.

- Course Irrigation

- Course irrigated appropriately to maintain current conditions ( aka, not too wet-not too dry)
  - Front Nine Irrigation system issues
    - \* (2) broken/ leaky valves, 2", Seepers (bottom valve replacement), bottom valve testing, Satellite maintenance (electro/hydraulic converters), Broken PVC "T's", Non rotating heads, ½" supply line repairs (2), antenna installed on Satellite #6 due to poor communication with computer/base station, pump house maintenance, Currently zero wildcats.
    - Back Nine Irrigation issues
      - \* Seepers on 10 and 18, Blown up head by firework at #14 Tee on July 4.
-

## August 2022 Parks and Rec Operational Report

### Campground Revenue

July 2022: \$9,102.50

2022- End of July: \$59,160.72

2021- End of July: \$56,323.02

Mowing is consuming a lot of our time with the moisture that we have received this year.

The pool continues to be busy. We have had some issues with a few things. The booster pump quit working but we were able to get it fixed by replacing the starter on the electric motor. We are beginning to get quotes for the upgrades and repairs to the pool. I hope to have all of those figures sometime this month.

We continue to struggle to keep our old truck running. It seems as soon as we fix one issue another arises.

The seasonal crew will start school this week so our mowing operations will slow down but we will do what we can to keep up



## Finance Department: June Operation Report

- Quarterly Reports completed
- Financials: Water Billing issue with the swimming pool using approximately 3.6 million gallons (\$35,000) over a 3-month period. Research and troubleshooting pending on water meter.
- Meetings with Auditors to prep for audit
- Updated HR posters at all locations due to legal update
- Online work order training pending
- Grant meeting with Jim and Alison from Pueblo County regarding ARPA process best practices.
- 2023 Budget Prep – Establish Budget Committee, Plan to Engage Department Heads
- Executech bill for \$612.50 from last month was reduced to \$393.75.
- Classes for all employees approximately 89% completed to meet deadline on September 1.



**colocitymanager@ghvalley.net**

---

**From:** Ayden Gillund <colocityutil@ghvalley.net>  
**Sent:** Monday, August 8, 2022 2:08 PM  
**To:** colocitymanager@ghvalley.net  
**Subject:** Fwd: Operational report

Ayden Gillund  
Public Works Director  
Colorado City Metropolitan District  
719-252-9700  
Sent from my Verizon, Samsung Galaxy smartphone  
Get [Outlook for Android](#)

---

**From:** Ayden Gillund <colocityutil@ghvalley.net>  
**Sent:** Monday, August 8, 2022, 2:06 PM  
**To:** util <colocityutil@ghvalley.net>  
**Subject:** Operational report

The month of July was mostly lost to time spent on water emergencies. Utilities repaired water main breaks on Santa Fe Dr., Los Cerritos Dr., Red Cloud Rd., Cuerno Blvd., and Saint Vrain Dr.

Utilities also reinstalled a portion of a water main to Gilpin St. to include 1 Valve, 1 Fire Hydrant, and the appropriate connections. This was necessary to provide water service to a new tap in the area.

We had 5 new water and sewer taps.

We have ongoing training for the two newest employees. The resulting training will enable us to resume new water meter installs in relation to phase 2 of the water meter project.

Lastly, utilities and the office administrative staff made headway into the issues involving new meter mis-reads and the extensive Dial issue we have been facing for over a year. There are multiple incorrect codes, written into Casselle software, that are being addressed. Currently Neptune and Casselle support are in communication and will be relaying next steps, for us to take, as soon as possible.

Ayden Gillund  
Public Works Director  
Colorado City Metropolitan District  
719-252-9700  
Sent from my Verizon, Samsung Galaxy smartphone  
Get [Outlook for Android](#)



### **Administrators report for 7-12-22 to 8-9-22**

- 1. Reviewing communication with Dam inspection and reported back to Mr. Perry continuing to give weekly reports from Greg Bailey. Continuing to meet with Agencies for funding and requirements for grants.**
- 2. Work on roof damage at water plant, Golf Course and Sewer plant completed.**
- 3. Grants application and Loan documents for CCWD looking at getting information Working to get grants from USDA willing to do 75%**
- 4. Working on Feasibility Evaluation for Lake Beckwith which would help in the application of grants.**
- 5. Duell Well researched information and testing for the use of the well if useable.**
- 6. Working with CDHPE and NOCO engineering for pre-treatment and funding source meeting with revolving fund will pay 100% if PFAS is removed .**
- 7. Had follow up meeting with Pueblo County Health community clean up day reviewed how it went and improvements that could be done in the future.**
- 8. Constant communication to residents through Facebook and making sure web site is up to date or answer if questions are asked. Seems to be another building boom with Pueblo West putting a moratorium have had double the inquiries for property, CCACC questions, and service access for water/sewer. With the talk of another Tap increase have people wanting to lock in tap prices. Reviewed Rules and Regs for time period that prepay of tap is good for 1year but need to have building within**
- 9. Continued communication with CDPHE with staying in line with compliance issue as well with our engineers to help with issues over the last year, Will continue to give quarterly updates.**
- 10. Worked on Resolution for ATV and turned into Carolyn to reviewed added to rules and regs posted resolution on web site.**
- 11. Contacting of employees weekly and as needed to resolve issues or offer ideas of solutions of day-to-day operations.**
- 12. We have Tank 4 in SCADA program and able to read on computer did have some glitches using recycled equipment to cut costs. Tanks are all staying full and plant running well.**
- 13. Have training set up for plant and outside employees for collections or distribution from Dave Diss CRWA.**
- 14. Handled illegal dumping from gas station should be completed.**
- 15. Had 2 property owner donated property back to District need to take to Pueblo to record.**
- 16. Worked on setting up pay outs for ARPA fund and process with the county.**

**colocitymanager@ghvalley.net**

---

**From:** Michael Graber <mgrab@rjh-consultants.com>  
**Sent:** Thursday, August 4, 2022 9:52 AM  
**To:** colocitymanager@ghvalley.net  
**Subject:** RE: Backhoe needed to excavate soil test pits on the west side of the lake

Jim-

I just checked with my geotechnical engineer and let's shoot for next Wednesday, August 10, 10:00 AM.

Thanks.

*Michael L. Graber, P.E.*

Senior Project Manager  
RJH Consultants, Inc.  
9800 Mt. Pyramid Ct., Suite 330  
Englewood, CO, 80112  
303-225-4611 ext. 356 Office  
719-250-7533 Cell

Check out our new website! [www.rjh-consultants.com](http://www.rjh-consultants.com)

**Confidentiality Note:** This e-mail transmission and/or attachments are intended solely for the use of the designated individual or entity to which it is addressed and may contain information that is legally privileged and confidential. Access to this communication by anyone else is unauthorized.

**From:** colocitymanager@ghvalley.net <colocitymanager@ghvalley.net>  
**Sent:** Thursday, August 04, 2022 9:29 AM  
**To:** Michael Graber <mgrab@rjh-consultants.com>  
**Subject:** RE: Backhoe needed to excavate soil test pits on the west side of the lake

Mike

Wednesday the 10 will work best for us and will have equipment and operator what time you need him there. Will this work for you?

Thanks,

**JAMES P. ECCHER**  
District Manager  
Colorado City Metropolitan District  
4497 Bent Brothers Blvd PO Box 20229  
Colorado City Co 81019  
Office (719) 676-3396  
Cell (719) 569-5816

**From:** Michael Graber <mgrab@rjh-consultants.com>  
**Sent:** Monday, August 1, 2022 11:14 AM  
**To:** James Eccher (colocitymanager@ghvalley.net) <colocitymanager@ghvalley.net>  
**Subject:** Backhoe needed to excavate soil test pits on the west side of the lake

Jim-

I have a geotechnical engineer currently working on projects in New Mexico that will be returning to Denver either next Tuesday or Wednesday, Aug. 9 or 10. On his way back to Denver, I would like him to stop and pick up some test pit soil samples from the west side of Lake Beckwith. This location is a potential borrow source for widening and enlarging the dam.

We will need a rubber tired backhoe and operator to excavate up to four different locations and once we have collected the samples, the excavation can be backfilled. A map is attached showing the proposed test pit locations which can be used to obtain utility locates.

I estimate 2-3 hours will be required to excavate the test pits, collect the soil samples for laboratory testing and backfill the excavations. Please advise if CCMD can supply both a backhoe and operator on either Aug. 9 or 10 for excavating the test pits.

Thanks and call me if we need to discuss.

*Michael L. Graber, P.E.*

Senior Project Manager  
RJH Consultants, Inc.  
9800 Mt. Pyramid Ct., Suite 330  
Englewood, CO, 80112  
303-225-4611 ext. 356 Office  
719-250-7533 Cell

Check out our new website! [www.rjh-consultants.com](http://www.rjh-consultants.com)

**Confidentiality Note: This e-mail transmission and/or attachments are intended solely for the use of the designated individual or entity to which it is addressed and may contain information that is legally privileged and confidential. Access to this communication by anyone else is unauthorized.**

**colocitymanager@ghvalley.net**

---

**From:** Ruiz, Allison - RD, State Office <allison.ruiz@usda.gov>  
**Sent:** Wednesday, August 3, 2022 5:06 PM  
**To:** colocitymanager@ghvalley.net  
**Subject:** RE: Automatic reply: [External Email]Map of Boundries for Colorado City

James,

It looks like census tract 28.04 in Pueblo County best encompasses the Colorado City Metro District service territory. According to the 2006-2010 American Community Survey data, the median household income (MHI) for that census tract is \$46,964. As a result, the District would qualify for up to 75% grant and our poverty interest rate. As I mentioned on our call, that in order to receive the poverty interest rate you not only have to meet the MHI requirement, but the proposed project must alleviate a health and sanitary issue.

Currently, our poverty interest rate this quarter is 2%.

Let me know if you would like to schedule a follow-up call to discuss the application process and whether or not you would like to move forward in submitting an application. Our fiscal year ends September 30<sup>th</sup>, so now is a great time to get started on an application as we are set to receive a new years allocation come October 1<sup>st</sup>.

### ALLISON RUIZ

Community Programs Loan Specialist | Denver State Office  
Rural Development  
United States Department of Agriculture  
Denver Federal Center Bldg 56, Room 2300  
PO Box 25426  
Denver, CO 80225-0426  
Phone: (720)-544-2920 | Fax: (866)-587-7607  
[www.rd.usda.gov/co](http://www.rd.usda.gov/co) | Follow @RD\_Colorado on Twitter  
[allison.ruiz@co.usda.gov](mailto:allison.ruiz@co.usda.gov)  
"Together, America Prospers"

Stay Connected with USDA:



*USDA is an equal opportunity provider, employer, and lender.*

**From:** colocitymanager@ghvalley.net <colocitymanager@ghvalley.net>  
**Sent:** Tuesday, August 2, 2022 1:03 PM  
**To:** Ruiz, Allison - RD, State Office <allison.ruiz@usda.gov>  
**Subject:** RE: Automatic reply: [External Email]Map of Boundries for Colorado City

...ion that is the problem we are all spread out the only area without growth is on the east side of I-25 AND SOUTH OF  
Greenhorn Road.

JAMES P. ECCHER

District Manager  
Colorado City Metropolitan District  
4497 Bent Brothers Blvd PO Box 20229  
Colorado City Co 81019  
Office (719) 676-3396  
Cell (719) 569-5816

**From:** Ruiz, Allison - RD, State Office <[allison.ruiz@usda.gov](mailto:allison.ruiz@usda.gov)>  
**Sent:** Tuesday, August 2, 2022 12:28 PM  
**To:** [colocitymanager@ghvalley.net](mailto:colocitymanager@ghvalley.net)  
**Subject:** RE: Automatic reply: [External Email]Map of Boundries for Colorado City

Hi James,

Sorry for the delay in getting back to you. I have requested assistance from one of my colleagues, as I am having trouble pulling the appropriate census tract information for the District.

Can you tell me how much different the CCMD's District boundary map is compared to Colorado City itself?

## ALLISON RUIZ

Community Programs Loan Specialist | Denver State Office  
Rural Development  
United States Department of Agriculture  
Denver Federal Center Bldg 56, Room 2300  
PO Box 25426  
Denver, CO 80225-0426  
Phone: (720)-544-2920 | Fax: (866)-587-7607  
[www.rd.usda.gov/co](http://www.rd.usda.gov/co) | Follow @RD\_Colorado on Twitter  
[allison.ruiz@co.usda.gov](mailto:allison.ruiz@co.usda.gov)  
"Together, America Prospers"

Stay Connected with USDA:



*USDA is an equal opportunity provider, employer, and lender.*

**From:** [colocitymanager@ghvalley.net](mailto:colocitymanager@ghvalley.net) <[colocitymanager@ghvalley.net](mailto:colocitymanager@ghvalley.net)>  
**Sent:** Monday, August 1, 2022 8:52 AM  
**To:** Ruiz, Allison - RD, State Office <[allison.ruiz@usda.gov](mailto:allison.ruiz@usda.gov)>  
**Subject:** RE: Automatic reply: [External Email]Map of Boundries for Colorado City

Good morning Allison,

Just following up with you as to where we stand with our medium income and grant possibilities moving forward for dam re-hab project.

Thanks,

JAMES P. ECCHER  
District Manager  
Colorado City Metropolitan District

4497 Bent Brothers Blvd PO Box 20229  
Colorado City Co 81019  
Office (719) 676-3396  
Cell (719) 569-5816

**From:** Ruiz, Allison - RD, State Office <[allison.ruiz@usda.gov](mailto:allison.ruiz@usda.gov)>  
**Sent:** Tuesday, July 19, 2022 3:38 PM  
**To:** [colocitymanager@ghvalley.net](mailto:colocitymanager@ghvalley.net)  
**Subject:** Automatic reply: [External Email]Map of Boundries for Colorado City

Thank you for your message. I will be out of the office until Friday, July 22nd. If you need immediate assistance please contact Chris Laughton @ [paul.laughton@usda.gov](mailto:paul.laughton@usda.gov)

I appreciate your patience. I will respond to all emails Monday.


Allison

This electronic message contains information generated by the USDA solely for the intended recipients. Any unauthorized interception of this message or the use or disclosure of the information it contains may violate the law and subject the violator to civil or criminal penalties. If you believe you have received this message in error, please notify the sender and delete the email immediately.

# WEEKLY DAM INSPECTION

		DATE
		7-27-22
LAKE	14.5	
4"	1 MIN = .25 GAL	
6"	1 MIN = .75 GAL	
SEEP	DAMP	
WEIR	0.18	
PIT	DRY	
	Greg JOY	





WEEKLY DAM INSPECTION

		DATE
LAKE	14.2	8-4-22
4"	1 MIN = 300 ML	
6"	1 MIN = 75 GALL	
SEEP	DAMPS	
WEIR	0.16	
PTT	DRY	
	Greg	

# Rim Rock Heights

Date: 7/26/2022

Mr. Eccher,

Thank you for your time and effort with respect to providing Colorado City Metropolitan District {CCMD} water and sewer to the Rim Rock Heights Subdivision. The boundaries of the subdivision are shown in the attached Exhibit A map.

The Rim Rock Heights Home Owners Association {RRHHA} proposes a like kind trade of Infrastructure improvement for a 8" Tap on the existing water line from the large capacity water tank located between Colorado City and Rye south of State Highway 165 as well as a sewer tap on the north side of State Highway 165. Please reference Exhibit A map for location.

As you are aware, the (CCMD) has a decreed water referred to as the Higgason Springs located near the end of Terlesa Dr. South of the Green Horn Creek, please reference Exhibit A map for location.

CCMD is not currently making use of the Higgason Springs water right but it is our understanding that at one point in time, a pumped water system existed from Higgason Springs to the Cold Springs Water Treatment Plant location. The Higgason Springs water system has been abandoned and is no longer useable. The loss of this water supply to the Cold Springs Water Treatment Plant results in diminished flow to the plant causing it to operate inefficiently and not at full capacity, resulting in increased treatment costs. If a mutually beneficial agreement can be reached with CCMD, RRHHA proposes the following:

1. RRHHA will bring the abandoned Higgason Springs water system back into operation with a new electric pump and new water line if necessary from the Higgason Spring to the Cold Springs Treatment Plant at no cost to the CCMD. For bringing the Higgason Springs Water System back into full operation, RRHHA would receive tie into the existing waterline and sewer along 165 at the location shown on the Exhibit A map and RRHHA would install an 8" tap and meter at no cost to CCMD.
2. RRHHA will post a bond payable to CCMD insuring quality and completion of the Higgason Springs pump and pipeline water system to the Cold Springs Treatment Plant.
3. RRHHA will install a public fire hydrant located next to the entrance of the property along Highway 165 that will provide a great benefit to the community and has full support of the Rye Fire Protection District.
4. Rim Rock Heights Subdivision will be annexed into CCMD.
5. CCMD will assume all operational and maintenance costs of the water and sewer system at which time Rim Rock Heights Subdivision is annexed into CCMD.
6. RRHHA water system will be designed to not injure TDH (Total Dynamic Head operating pressure) of the current CCMD system i.e.; RRHHA will install a lift pump on its system if necessary.



- 
7. RRHHA will obtain all required permits and engineering at no cost to the CCMD.
  8. CCMD will cooperate and assist RRHHA with any necessary permits that require their involvement.
  9. CCMD will provide RRHHA with a sales Tax-exempt certificate for all materials incorporated into the Higgason Springs Pump and pipe line new water system.
  10. CCMD will be responsible for all maintenance and operational costs of the new Higgason Springs Pump and pipe line system upon completion of the project.

In closing, this proposal provides a great benefit to the CCMD and the Greenhorn Valley by reviving underutilized water rights resources and provides additional fire protection for the entire Greenhorn Valley at no cost to the Colorado City Metro District.

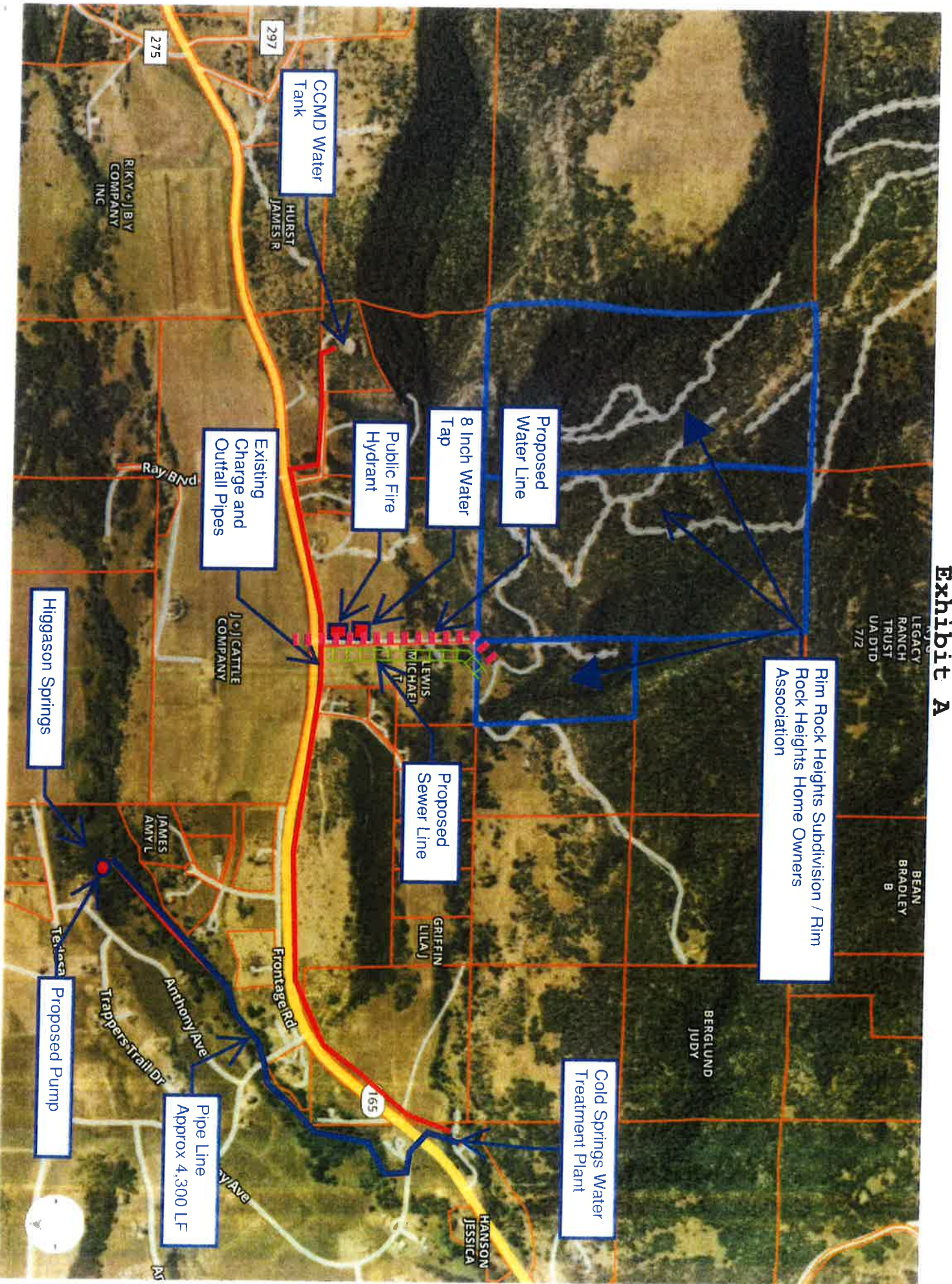
We look forward to your support and Board Approval.

Baxter W Kirkland

719-307-3700



# Exhibit A







- 2.38. **Water System:** All facilities and processes for diverting, transporting, distributing, storing, pumping, treating, measuring, etc. the water of the District.
- 2.39. **Any Other Term:** Not herein defined shall be defined as presented in the "Glossary - Water and Sewage Control Engineering," A.P.H.A., A.W.W.A., A.S.C.E., and F.W.S.A., latest editions.

### **SECTION THREE**

#### **3. OPERATING PRINCIPLES AND LIMITATIONS**

- 3.1. **Policy:** The District is responsible for providing water and sewer services in an economical manner within the District, and providing for the operation, maintenance, repair and replacement of all mains, hydrants, valves, and facilities owned by the District, in accordance with these Rules and Regulations. The right to any use of the District's water or sewage system is only by permission of the District. The District reserves full right to determine all matters related to the control and use of its water and sewage system. The right to use of the District's water and sewer systems shall be subject to suspension or revocation as set forth herein.
- 3.2. **Water and Sewer System Construction Costs:** Notwithstanding any other provision of these Rules and Regulations to the contrary, all cost of new construction, reconstruction or enlargement of any water or sewer system facilities, including all associated planning, engineering, administration and attorney's fees, which are necessary to provide new, different or additional water or sewer service within the District's service area (including but not limited to service lines, main lines and water or sewage treatment works), shall be paid by the owner (s), or customer (s), of the property or building to be serviced. The District shall not pay for any costs associated in any way with the provision of any new, different, or additional service after the effective date of these revised Rules and Regulations. The provisions of this section apply regardless of whether the District or some other person contracts for, or initially pays for, such construction, reconstruction or enlargement, or such service is requested by the customer, or compelled by the District. The District Board may act other than as required in this section when it determines, in its sole discretion, that such action is necessary to provide for the health, safety and welfare of the inhabitants and visitors of the District.
- 3.3. **Liability:**
- 3.3.1. **District Not Liable:** No claim for damage shall be made against the District, and the District and its officials and employees shall not be liable by reason of damage resulting from any of the following: breaking of any service or supply line, pipe, cock, or meter by any employee of the District; failure of the water supply; shutting off or turning on water in the water mains; the making of connections or extensions; damage caused by water running or escaping from open or defective faucets; burst service pipes or other facilities not owned by the District; damage to water heaters, boilers, or other appliances resulting from shutting water off, or for turning it on, or from inadequate, sporadic, and excessive pressures; blockage in the system causing the backup of effluent;

damage caused by "smoking" of lines to determine drainage connections to District lines; breakage of main lines by District personnel; interruption of water or sewer service and the conditions resulting there from where said interruption of service is brought about by request of claimant, or by circumstances beyond the District's control; failure of any facilities to be located where the District's map indicates they should be; the shutting off of a sewer lift station and possible backflow resulting there from; failure to obtain access to isolation valve; or for doing anything to the water and sewer system of the District deemed necessary by the Board of Directors or its agents. This paragraph shall not relieve the District from liability for negligence of its employees, if such liability would otherwise have existed; however, the foregoing shall not constitute a waiver by the District of the defense of sovereign immunity or the Colorado Governmental Immunity Act, or any other defenses it may have to an action against the District, its officials or employees, nor a waiver of its insurance coverage. These Rules and Regulations shall not be construed to hold the District in any manner responsible for any damages to persons or property resulting from any inspection as herein authorized or resulting from any failure to so inspect, or resulting from the issuance or denial of any permit as herein provided, or resulting from the institution of court action as allowed by law, or the forbearance by the District to so proceed.

- 3.3.2. Officials Not Liable:** Any District official or employee, charged with the enforcement of these Rules and Regulations, acting in good faith and without malice on behalf of the District in the discharge of his/her official duties, shall not thereby render himself/herself personally liable for any damages which may accrue to persons or property resulting from any such act or omission committed in the discharge of such duties. Any suit or proceeding instituted against such official or employee, stemming from any act or omission performed by him/her in the enforcement or attempted enforcement of any provision of these Rules and Regulations, shall be defended, indemnified and held harmless by the District until final termination of the proceedings. This section shall be construed in such a manner as to be consistent with the District's resolution indemnifying such officials and employees.
- 3.3.3. Nonliability for Work of Others:** The District does not assume any liability for any work performed by others. No claim shall be made against the District or any of its officers or employees on account of errors of omission or commission made by the District's licensees.
- 3.3.4. Indemnity:** The owner(s) shall indemnify the District from any loss or damage that may directly or indirectly be occasioned by the installation of the service line and shall obtain any guarantee required by Section 9.10.2.
- 3.3.5. Construction:** This Section 3.3 shall be construed in such a manner as to be consistent with any District resolution then in effect indemnifying such officials and employees.

- 3.4. **District Ownership and Maintenance:** Except as otherwise provided in these Rules and Regulations, all existing and future water and/or sewer system facilities connected with and forming an integral part of the District's water and sewage system shall become and are the property of the District. The District shall be responsible for maintenance, repair and reconstruction of such property, including water or sewer mains, at its cost, unless the situation necessitating such repair or reconstruction is the result of a change or enlargement of use, abnormal use or damage to such facilities, in which case such repair or reconstruction will be done at the expense of the person responsible for such abnormal use or damage. Said ownership will remain valid regardless of whether such property is constructed, financed, or paid for by other persons or otherwise acquired by the District. No other persons, except those authorized by the District, shall have any right to enter upon, inspect, operate, adjust, change, alter, move or relocate any portion of the District's facilities.
- 3.5. **Ownership and Maintenance of Water and Sewer Service Lines:** That portion of any water service lines extending from the meter to each building or unit, and the sewer service lines from the main to the building or unit are the property and maintenance responsibility of the customer. That portion of the water service line from the water main to the meter is the property of the District. Leaks, stoppages or breaks in the customer's portions of such service lines shall be repaired by the property owner within a reasonable period of time after discovery or notification of such condition by the District. If satisfactory progress toward repairing the said leak, stoppage or break has not been accomplished within such time period, the District Representative shall shut off the water service until the leaks, stoppage or breaks have been repaired. The District reserves the right to make the repair at the expense of the customer when, in the opinion of the District Representative, such repair is necessary to protect the health, safety and welfare of the inhabitants and visitors of the District. Said ownership shall remain valid whether the service lines are constructed, financed, paid for, or otherwise acquired by the District or by other persons.
- 3.6. **Defective Meters:** It shall be the duty of all customers to notify the District office immediately if a meter is operating defectively. The District shall be responsible for the maintenance, repair or replacement of all meters, unless the meter is intentionally damaged. If any water service meter shall fail to register in any period because the customer has failed to notify the District, the customer shall be charged the average period consumption during the two preceding periods as shown by the meter when in order.
- 3.7. **Service Outside the District:** Service outside the District is available only by contract according to the discretion of the District's Board.
- 3.7.1. **General Provisions:**
- 3.7.2. **No Service Outside Boundaries, Exceptions:** The Board in its sole discretion may allow extraterritorial service for residential property owners at a rate of 1.5 times the current District service rates including tap fees and 2.0 times the current service rates for commercial property including tap fees.
- 3.7.3. **Public Hearing:** The District shall not extend District water or sewer service beyond existing boundaries of the District except in cases where the Board, by

Resolution determines it is in the best interests of the District to extend water and sewer service outside existing boundaries of the District.

- 3.8. **Water Service Policy:** All existing or future customers who receive water or sewer service from the District are required to convey and dedicate all tributary, nontributary, not nontributary, or Arkansas River Basin water rights and groundwater rights, underlying their property within the District, or the consent to withdraw and use such water, to the District as a condition of receiving such service.
- 3.9. **Ownership and Right to the Use of Water:** The District retains all property rights associated with any water provided to customers and buildings, including the right to reuse, make a successions of uses, or to use such water to the point of its complete or absolute consumption.
- 3.10. **No Resale of Colorado City Water is Permitted:** Water supplied by the District is, under no circumstances to be permitted for resale. This includes all bulk water sales.

#### **SECTION FOUR**

#### **4. USE OF PUBLIC WATER AND SEWER SYSTEMS REQUIRED**

- 4.1. **Unlawful to Deposit Waste in Unsanitary Manner:** It is unlawful for any person to place, deposit or permit to be deposited in any unsanitary manner on public or private property within the District, any human excrement, garbage, or other objectionable waste.
- 4.2. **Sewage Must be Treated:** It is unlawful to discharge to any natural outlet or surface or subsurface system within the District, any sewage or other polluted waters, except when suitable treatment has been provided for in accordance with these Rules and Regulations.
- 4.3. **Sumps and Water Wells Prohibited:** Unless otherwise approved by the Board, after the effective date of these revised rules the construction of any water well or sump within the District is prohibited. Upon connection of premises to the District's public water and sewer system, the owner shall dedicate and convey any existing water rights and related structures appurtenant to the subject property to the District at no cost.
- 4.4. **Use of District Water and Sewer Systems Required:** No water system or sewage disposal system shall be constructed within the District, unless such system is connected with the District's sewer or water systems, unless otherwise specifically authorized by the Board. The owner(s) of any parcel of land within the boundaries of the District which is subdivided subsequent to the effective date hereof, shall make application to the District for extension of its water and sewer facilities to serve said subdivision. The District shall require said owner(s) to construct or pay for the construction of the extension or enlargement of all facilities necessary to serve said subdivision. If the District elects to extend such service, the District and the property owner(s) shall enter into a service agreement therefore.
- 4.5. **District's Power to Compel Connection:** Unless otherwise agreed to by the Board, the owner(s) of all buildings, businesses or other premises situated within the District where a water supply shall be used or domestic or industrial wastes or sewage are generated, stored, or treated shall be required at the owner(s) expense to install

suitable water and sewer facilities therein and to make application for and to connect such facilities directly with the District's public water and sewer system for the protection of the health, safety and welfare of the inhabitants and visitors of the District in accordance with the provisions of these Rules and Regulations, within 20 days after written notice is sent by registered mail to do so, provided that the public water or sewer main is within 400 feet of the owner's property line. If such connection is not commenced within such period and completed with reasonable diligence by the owner, the District may thereupon make such connection, and the owner shall be liable for all expenses incurred by the District for the completion of the connection, including any unpaid tap fees. The District shall also have a first and prior lien on the premises for such costs and fees, and such lien shall be enforceable in accordance with the provisions of §32-1-1006(1)(a), C.R.S. If an owner's service line must cross another person's property in order to connect to the District's water or sewer system at the point designated by the District, and the owner is unable to obtain the easements required for such service line, the District may in its discretion initiate proceedings to acquire such easements. All costs incurred by the District in the prosecution of such proceedings, including without limitation, the amount determined to be payable as just compensation, attorney and legal fees, engineering and survey fees, appraisal fees and expert witness fees, shall be paid by the owner of the premises to be connected. The amount required to be deposited with the court in order for the District to obtain possession of the property included within the easement(s) shall be paid at that time by the owner of the premises to be connected. The District shall have a first and prior lien on the premises to be connected and the land on which they are located for all such costs, and such lien shall be enforceable in accordance with the provisions of §32-1-1006(1)(a), C.R.S.

4.6. **Temporary Variance for Use of Cisterns/ Septic Systems:** A property owner within the District may submit an application for a temporary variance to the Rule stating that every water system or sewage disposal system constructed within the District must be connected with the District's water or sewer systems, in order to allow for construction of a water cistern and/or on-site wastewater disposal system ("Septic System"). The request shall be in writing on the form provided by the District and shall include the requirements set forth below:

- 1) Proof that the property is located within the boundaries of the District.
- 2) Proof that the outside boundary of the property is more than 400 feet (as the crow flies) from the nearest District water main (in the case of a cistern request) and / or sewer main (in the case of a Septic System request).
- 3) Proof that the property owner is fee title owner of the property.
- 4) Plans for proposed development of the property and all adjacent property owned by the same or a related entity and estimated water use. (Commercial uses or uses greater than 1 EQR will generally be required to extend the main and not permitted a cistern variance).
- 5) Plans for the cistern, which must comply with all state and local regulations.
- 6) Plans for a Septic System, which must comply with all state and local regulations, or connection to the District's sewer system.

- 7) Proof that the requirement to connect to the District's water and/or sewer system would cause hardship, or should not be applied to the applicant for another justifiable reason.
- 8) Proof that the variance shall not endanger the health, safety and welfare of the residents and inhabitants of the District.
- 9) Payment of the Cistern / Septic Application Fee, in the amount set by the Board from time to time, which shall be non-refundable and due regardless of whether the application is approved.

The Board may approve, conditionally approve or deny a temporary variance to allow construction of a cistern and/or Septic System. The Board's decision shall be final and conclusive. The Board may consider whether District water and/or sewer facilities are available or will be available in the future to serve the development or construction proposed, the expected future demand for water and/or sewer use for the property and other property in the vicinity (including whether District main extension would better serve the residents of the District), and other factors related to the request to provide the variance. It is the District's policy to require main extensions by the property owner where several EQRs of water use are located in the same vicinity, rather than allowing for multiple variances in the same vicinity. The Board's approval will expire if the approved cistern and/or Septic System is not constructed within three years of the Board's approval of the variance. Otherwise, any approved, temporary variance for a cistern and/or Septic System shall continue until one of the below-described circumstances occurs:

- A. Owner obtains a building permit to expand or enlarge the square footage of the building or to build any new human-occupied buildings on the property.
- B. The septic tank and leach field system on the property or cistern fails for any reason, including failure to comply with County regulations.
- C. The District determines that a change in circumstances allows the owner to connect to the District's water or sewer main, which may require payment of a portion of the cost of extending the water or sewer main.

Any party granted a temporary variance from connection will be required, as a condition of receiving the variance, to enter into an agreement with the District setting forth the terms and conditions for the variance, in form acceptable to the District. Said written agreement shall be recorded with the Pueblo County Clerk and Recorder's office so that future owners of said property shall be made aware of said agreement. The variance agreement will include terms regarding the use of bulk water for the cistern and an agreement that if and when the District water and/or sewer main lines are extended to 400 feet or less from the boundaries of the property, the property owner shall connect to the District's water and/or sewer system and pay all costs associated therewith including tap fees, and decommission the cistern and/or on-site wastewater disposal system.

Property owner shall be solely responsible for ownership, operation and maintenance of the cistern and/or on-site wastewater disposal system. The District shall have no liability associated therewith.

## SECTION FIVE

### 5. APPLICATION FOR SERVICE

- 5.1. **Policy:** Service shall be furnished subject to these Rules and Regulations and taxation, unless otherwise agreed to by the Board in its sole discretion. It shall be incumbent upon an applicant for service to furnish satisfactory evidence of inclusion whenever such evidence is requested by the District. Any property included within the District or to be provided service must provide to the District all finances, facilities and service required by such property, and must pay for the use of all existing and future improvements, facilities, water and sewer rights and system. Any person or entity seeking inclusion or development of property within the District shall comply with the terms of this section, and may be required to enter into a Tap Purchase Agreement.
- 5.2. **Sufficient Water Rights and Facilities Required:** No new property shall be included, unless the owner and developer of said property or subdivision shall comply with the Water Service Policy (Section 3.8) and shall also furnish sufficient additional adjudicated water rights and associated facilities to the District in an amount and of a quality adequate, in the judgment of the District's Board, to serve said property or subdivision; or, at the discretion of the Board, monetary compensation adequate, in the judgment of the Board, to purchase or compensate for sufficient additional water rights and water facilities to provide such service. The owners of said property shall convey these rights or monies to the District free and clear of all liens and encumbrances prior to inclusion of the property into the District or furnishing of service to the property, whichever the case may be. The matters of sufficiency of water rights to serve the subject property and/or monetary compensation shall be determined by the District's Board after taking into consideration the recommendations of the District's attorneys and engineering consultants. In no event shall the District be obligated to reimburse the applicant for funds expended by the applicant for any such water rights and water facilities.
- 5.3. **Application for Service:** A proposed customer seeking service within the District, shall, as provided for in Section 9.4, submit an Application for Water and Sewer Tap Permit on the District's standard form, accompanied by the appropriate tap fee from the Fee Schedule attached hereto and designated Appendix A to the District for the District Board's consideration.
- 5.4. **Connection Permit:** A proposed customer seeking service within the District, shall, as provided for in Section 9.7, make separate application for a connection permit, accompanied by the applicable fees, prior to connection to the District's lines. No work on a proposed connection shall commence prior to payment of all fees and the issuance of a connection permit. Payment of a tap fee and issuance of a tap permit does not constitute a connection permit.
- 5.4.1. **Construction Services:** After the connection permit is issued and the system development charges, tap fees, and other applicable fees have been paid, the customer shall be responsible for all construction services associated with the water and sewer connections. An approved, licensed contractor in accordance

with specifications and standards established by the District and Pueblo County shall perform the construction services. SEWER: The customer's contractor shall install the sewer tap and service line from the sewer main to the property line and shall not backfill until after the District has approved the installation. WATER: The customer's contractor shall fully expose the existing water line so the District can install the water tap. The customer's contractor shall install the service line from the district's installed water tap to the property line and shall not backfill until after the District has approved the installation. The District shall furnish the following items to the contractor: (Tap saddle, corporation stop, meter pit, bull yoke and support, meter, check valve and PRV if needed). **Notice to Colorado City Metropolitan District:** The contractor shall provide Colorado City Metropolitan District 72 hours written notice prior to the installation of a new water or sewer tap.

- 5.5. **Limitations of Service Permits and Connection Permits:** The service and connection permits issued to an applicant are applicable only to the real property and buildings or portion thereof specified on the permit, and all rights under the permit shall be deemed to be automatically conveyed with title to such property. The permit shall not be transferable for use on other property or for use on other buildings on this same property; except that transfer to the permit may be approved upon written application, by the District in its sole discretion upon payment of a proper transfer fee and a determination that such transfer will not impair the health, safety and welfare of the residents and visitors of the District. Each connection or tap permit shall allow only one service line connection.
- 5.6. **Main Line Extension Permits:** A proposed customer seeking service requiring the construction or extension of a water or sewer main line shall, as provided for in Section 9.8, submit a separate application for a main line extension permit, accompanied by the appropriate fees, prior to any construction of the main line or any service lines to be connected thereto. Payment of a tap fee and issuance of a service permit and issuance of a connection permit does not constitute a main line extension permit. No work on a proposed extension shall commence prior to payment of all fees and the issuance of a main line extension permit.
- 5.7. **Road Cuts:** Issuance of a connection permit or any other District permit does not authorize the holder thereof to make any cut in a public road or street or to do anything for which separate permission is required of another governmental entity.
- 5.8. **Permits Subject to Rules and Regulations:** Each service and connection permit and inclusion or other agreement issued or entered into by the District shall be subject to each of the provisions of these Rules and Regulations as amended from time to time and shall be subject to each of the conditions and limitations set forth herein.
- 5.9. **Denial of Application for Service:** The District's Board retains, in the Board's sole discretion and judgment at a public meeting, the right to deny any application for a service permit, temporary, irrigation, or otherwise, when the granting of the application would not be in the best interests of the District or its residents and property owners. The factors that the District's Board may consider, by way of illustration and not by way of limitation, include: whether sufficient water rights and



water facilities are available and will be available in the future to serve the development or construction proposed for the development or construction proposed for the property, the impact of the proposed service treatment, transmission, and storage facilities, the economic effect that the approval of the application would have on the District and its residents and property owners, and other factors related to the request to provide such service. There may be factors and aspects of an application which are unique to that application and are not recited above, and the District's Board retains the right to consider all factors related to an application and make a decision based thereon.

**5.9.1. Bulk Water Sales:** The District makes sale of bulk water available through a stand pipe(s) located with-in the District Boundaries. The District may, at its discretion, at any time elect to modify, ration or cease the sale of bulk water. See Schedule of Fees and Charges attached hereto as Appendix A.

**5.9.2. Bulk Water for Cisterns:** Property owners who have received a temporary variance under Rule 4.6, allowing installation of a cistern, may purchase bulk water from the District, subject to availability and payment of applicable fees. The District makes no representations regarding the timing or quantity of bulk water which may be available. Landowner is responsible for hauling any water purchased from the District. The District shall have no liability for water quality after sale at the bulk water station.

**5.10. Cancellation of Permits and Refund of Fees:** The District reserves the right, in its sole discretion, for cost-related, lack of capacity, or other reasons, to cancel any permit, including tap, connection, or main line extension permits, at any time prior to connection to the District's water or sewer system and, refund fees

**5.10.1. Additional considerations for issuance of water taps on a first come, first served basis.** Issuance of water taps after the date of May 31st, 2005 as adopted by resolution 04-2005 shall be subject to water availability and shall be issued on a first come, first served basis. No tap shall be issued without an applicant's establishing to the satisfaction of The District administration that construction of a residential or commercial building will commence within 1 year following the date of application or that the water will be put to a beneficial use in some other capacity within such 1 year period. The decision to issue a tap based on the representations of an applicant regarding the use of water shall in all instances be left to the sound discretion of The District administration. A decision to deny a tap may be appealed to the District Board by providing written notice not fewer than 10 days preceding any regular meeting of the District Board. The District Board decision shall be final.

**5.11. Inclusion:** A person or entity owning or having an interest in land outside of the boundaries of the District desiring service shall include in the petition for inclusion all of the land in which applicant is the owner or has a beneficial interest in that it is contiguous to the parcel upon which service is desired within the District, unless the District allows otherwise. The District's policy concerning inclusions into the District is that any property brought into the District must provide to the District all finances, facilities and service required for such property, and must pay for the use of all

existing and future improvements, facilities, water and sewer rights and systems. The property must come complete with sufficient water rights and water facilities which are, in the judgment of the District, adequate to serve the anticipated development of the property, or provide funds adequate to purchase or compensate for such rights; all water and sewer facilities to be constructed by the District in order to serve the property must be financed solely by the developer and owner of the property, and payment of tap fees and any other necessary charges shall be made for the use of existing District facilities and rights. The District will not require its existing residents to subsidize the development of any newly included property.

**5.11.1. Inclusion Petition:** Ten copies of the inclusion petition shall be submitted, together with a petition fee in the amount of an initial deposit of \$10,000.00 which shall be credited towards the costs of inclusion to be paid hereunder. The inclusion petition shall contain the following information:

- a. Legal description of the property to be included, setting forth the total acreage, together with proof of title.
- b. A survey of the property, with plan view of a scale on one inch equaling 200 feet, showing its location with respect to the District's existing boundaries.
- c. The existing zoning for the property together with any proposed changes.
- d. A description of the proposed uses of the property, including:
  - 1. The proposed maximum population density for each area of the property, including the number of acres to be used for various types of uses, together with an indication of lot sizes, irrigated acreage, and water and sewer requirements, and any limitations proposed on water usage.
  - 2. The number of acres to be dedicated to open space, green belts, and parks and the anticipated location of each such area, a description of the proposed ground cover and the irrigation water requirements for each such area.
  - 3. Detailed engineering plans on how the developer or proposed customer proposes that water and sewer service be-provided, including cost estimates of all facilities.
  - 4. Any other pertinent facts that will assist the District in considering the request for inclusion.
- e. The proposed development schedule.
- f. A complete description of all water rights associated with or acquired for the property, including proof of ownership, copies of all court decrees and well permits, etc.

- g. Upon request by the District, a full financial statement and balance sheet of the owner, developer or proposed customer, and an ownership and encumbrance report for the property.

**5.11.2. Petition Evaluation Reimbursement:** The petitioner for inclusion shall be responsible to the District for all costs, including engineering and attorney and legal fees and expenses, incurred on behalf of the District in evaluating the petition, together with 100% of any amounts paid by the District to any other governmental entity which is required to review the proposal. The District may require additional deposits over and above that required by Section 5.11.1 if the amount will exceed the original deposit. These costs shall be assessed regardless of whether a petition for inclusion of the property into the District is finally granted.

**5.11.3. Hearing on Petition for Inclusion:** The District's Board of Directors shall conduct a hearing as provided by the Colorado statutes on whether the petition for inclusion should be granted or denied, in whole or in part. The District's Board shall decide, in its sole discretion and judgment, whether the granting of the petition is in the best interests of the District's existing residents and property owners. The District's Board shall withhold entry of any final order approving inclusion until the developer or proposed customer have entered into an agreement which details the terms and conditions of inclusion and provides for payment of all fees and costs and sufficient security therefore. The District Board's action granting or denying the petition for inclusion shall be final and conclusive.

## **SECTION SIX**

### **6. SERVICE LINE CONSTRUCTION AND CONNECTION**

- 6.1 **Required Permits and Fees:** No service line shall be constructed within the District nor connected to the District's water or sewer system until a connection permit has been issued by the District as provided in Section 9.7.
- 6.2 **Separate Service Lines:** A separate and independent service line shall be provided for every building, except out buildings, and except as otherwise provided herein, shall be installed at the expense of the property owner.
  - 6.2.1 **Commercial Structures:** Each commercial structure hereafter constructed shall have an individual service line and connection for each commercial unit in the commercial structure or if not divided into units then it shall have a separate service line and connection for each building.
  - 6.2.2 **Interior Lots:** A single service line may be allowed where one building stands at the rear of another on an interior lot and no separate service line is available or can be constructed to the rear building through an adjoining alley, court, yard, or driveway. The service line from the front building may be extended to the rear building and the whole considered as one service line, but the District does not assume any obligation or responsibility for damage caused by or resulting from any such single connection. The owner of the interior lot

is responsible for obtaining the necessary permission or easement in order to connect to the service line located on the exterior lot.

- 6.3. **Inspection:** The applicant for the water or sewer service line connection permit shall notify the District when the service line is ready for inspection and connection to the public system. The connection and testing shall be made under the supervision of the District Representative. The entire length of the trench containing the service line, from the building to the public system, or a main line extension shall not be backfilled until inspection has been made by the District Representative; however, the owner will continue to be responsible for any costs, expenses or damages resulting from improper connection or construction.
- 6.4. **Design and Construction Specifications:** Service lines shall be installed in accordance with the specifications set forth in Appendix B attached hereto and incorporated herein by this reference. All contractors, licensed plumbers and others doing work within the District shall comply with these requirements.
- 6.5. **Contractor Qualifications:** All contractors and subcontractors shall be approved by the District Representative prior to commencing work on any water or sewer facilities, mainlines, or service lines within the District. Connections shall be made by bonded, licensed plumbers, but plumbing contracted by a licensed master plumber may be performed through Journeymen plumbers or apprentices under his/her direction. The District assumes no responsibility for work performed by general or subcontractors or their agents.

## **SECTION SEVEN**

### **7. CONSTRUCTION OF MAIN LINE EXTENSIONS**

- 7.1. **Required Permits and Fees:** No main line shall be constructed within the District until a Main Extension Agreement has been issued by the District as provided by Section 9.8.
- 7.2. **Design and Construction Specifications:** All line extensions, including fire hydrants, the next desirable fittings, and any special structures required to insure proper operation of the line extension shall be designed and constructed according to the District Manager's or Superintendent's specifications, and under the District's supervision. The plans and specifications shall be approved by the District prior to execution of the Main Extension Agreement. Said specifications shall comply with the District's construction specifications, unless provided otherwise. Prior to the District's acceptance of the lines, reproducible as-built drawings shall be provided, or reasonable provision made therefore.
- 7.3. **Location of Main Extensions and Additions, and Service Line Stub-Out Installation:** Water or sewer mains shall be installed in roads or streets which the District the County, the State Highway Department or other public agency has accepted for maintenance as a public right-of-way, or in easements granted for the use of the District. Where water and sewer mains cannot be installed in a street, private drive or common area, and must be installed in easements between adjacent pieces of property, the lines will terminate at the point determined by the District. All lateral

lines and service line stub-outs shall be installed to the property line at the time of construction of the main. All such main lines, laterals and stub-outs shall be constructed prior to paving.

7.4. **Procedure for Main Extension Construction:** If applicant has agreed to the engineering layout or design for the work, he shall enter into a Main Extension Agreement with the District, covering standard regulations and specifications for line extensions and shall:

- a. Obtain bids directly from contractors for their work and furnish the District with a performance bond guaranteeing the performance of the work, holding the District harmless for the payment to the contractor, and provide two years maintenance bond. All such bids and contracts are subject to the approval of the District.
- b. All daily inspection fees on main construction required by the County, State Highway Department or local governments shall be paid by the plumber, contractor or others doing work in the District.
- c. The constructor shall be responsible for "over sizing" main extensions as required by the District. Any such over sizing required of the constructor shall be paid by the constructor,
- d. Prior to construction of a main line extension by the District, the proposed customer shall plat and grant to the District appropriate easements and rights-of-way necessary to cross-land not being subdivided or under the proposed customer's control in which to construct the same. All easements shall be recorded in the Pueblo County Clerk and Recorder's office at the proposed customer's expense prior to construction. Applicants who have completed construction of mains shall, before these mains are accepted by the District for taps, deed these lines, associated easements and all appurtenances to the District, free and clear of all liens and encumbrances; provide "as built" drawings of the mains, or make reasonable provision for such drawings, and furnish a bond to cover all maintenance for one year from the date of acceptance of the lines by the District.

7.5. **Statement of Costs Required:** Upon completion of the construction of any main extension and connection to the District facilities, the person to whom the permit was issued for such work shall render to the District a sworn statement of all costs of construction thereof, including engineering cost, inspection cost, and incidentals, verified by the receipted bill or statements of all contractors or engineers engaged in the construction of such extensions. In the event such sworn statement is not rendered to the District within thirty (30) days after completion of the extension, the District may permit and allow other property owners to connect with such extension without payment to the party constructing such extension.

7.6. **Connections to Main Extensions; Fees:** At the time of connection, the District shall collect an equitable fee for connection to any main extension to serve property not previously charged for the cost of such extension serving such property: provided, such fee shall not exceed the proportionate share of the cost of such extension, but in no event shall such fee be less than two dollars (\$2.00) per front foot of the property

to be served. Such fee shall be refunded to the person to whom the main extension permit was issued, his heirs, successors or assigns. Such fee shall be in addition to all other permit fees and/or charges. No permit for connection to such extension shall be issued until such fee is paid in full. This provision for collection of fees and refunds shall remain in effect for a period of ten (10) years from the date of the verified statement as set forth in 7.5 above.

- 7.7. **Inspection:** During construction or extension of main lines, the District's Representative shall be notified, prior to back filling, when the main line is ready for inspection and approval. Inspection of construction of main line extensions shall be governed by the provisions of Section 6.3.
- 7.8. **Ownership:** All new water and sewer mains shall become the sole and absolute property of Colorado City Metropolitan District. No "private mains are allowed. Extensions to previously unserved property shall be paid for 100% by the parties so benefited. The parties paying for the initial installation shall be entitled to no future reimbursement from the Colorado City Metropolitan District, future developers, or others requesting taps from the subject line. The initial installers shall acknowledge that future developers shall connect and extend with no reimbursement to the initial installer. No separate connection fee is assessed to the initial installer to pay for a portion of the existing water main where the new connection is made, and hence no such fee shall be assessed to subsequent developers. The initial installer shall recoup utility installation costs from future lot sales, enhanced property value, or merely the value of the availability of "District Water" and "District Sewer". The initial installer, when choosing to make the investment of District utility extension, must weigh the benefits of "District Utilities against the costs of the extension and assume the full risk of a future party connecting to the new line at far less cost than borne by the initial installer.

**EXAMPLE: Person AA pays for the extension of a waterline which runs past property owned by Person AB. Person AB does not wish to help pay for any of the new waterline. Person AA proceeds with the waterline installation anyway. Person AB can then tap the new waterline with no reimbursement**

## **SECTION EIGHT**

### **8. USE OF PUBLIC SEWER SYSTEM**

- 8.1. **Policy:** Except as hereinafter provided, no person shall discharge, or cause to be discharged, to any sewer main, any special or prohibited sewage (as hereinafter defined) or any harmful or deleterious waters or wastes, whether liquid, solid, or gas, capable of causing obstruction to the flow in sewer, damage or hazard to structures, equipment and personnel of the sewage works, or other interference with the proper operation of the sewage works.
- 8.2. **Classification of Sewage:** This section of the Rules and Regulations shall provide the basic policies of the District for classification of sewage and for control of discharge of sewage into the sanitary sewer system. It shall be the policy of the District to

classify sewage into three main categories termed "normal sewage," "special sewage," "prohibited sewage," as hereafter defined. The classification of sewage shall be the responsibility of the Manager and shall follow recommended procedures of the State Department of Health and, subject to approval of the Board, shall be final and binding.

**8.2.1. Normal Sewage:** Normal sewage shall mean sewage which can be treated at the District's sewage treatment works without pre-treatment and within normal operating procedures, and which, when analyzed, shows by weight a daily average of not more than 300 parts per million of suspended solids and not more than 250 parts per million B.O.D.

**8.2.2. Special Sewage:** Special sewage shall mean any sewage which does not conform to the definition for normal sewage, but which can be treated by the District after pre-treatment by the customer or by utilization of special operating procedures by the District at the sewage treatment works.

**8.2.3. Prohibited Sewage:** Prohibited sewage shall mean any sewage which may be reasonably anticipated to have a deleterious effect upon the sanitary sewage system, or any persons or property and therefore, in the opinion of the District, cannot be serviced by the District. No person(s) shall discharge or cause to be discharged any of the following described water or wastes to any public sewers:

- a. Any gasoline, benzene, naphtha, fuel oil, or other flammable or explosive liquid, solid or gas.
- b. Any waters containing toxic or poisonous solids, liquids, or gases in sufficient quantity, either singly or by interaction with other wastes, to contaminate the sludge of any municipal system, to injure or interfere with any sewage treatment process, constitute a hazard to humans or animals, create a public nuisance, or create any hazard in or have an adverse effect on the waters receiving any discharge from the treatment works.
- c. Any waters or wastes having a pH lower than 5.5, or having any other corrosive property capable of causing damage or hazard to structures, equipment, and personnel of the sewage treatment works.
- d. Solid or viscous substances in quantities or of such size capable of causing obstruction to the flow in sewers or other deleterious effects on the sewer system and interference with the proper operation of the wastewater facilities such as, but not limited to, ungrounded garbage, and ashes, cinders, sand, mud, straw, shavings, metal, *glass*, rags, feathers, tar, plastics, wood, whole blood, paunch manure, hair and fleshing, entrails and paper dishes, cups, milk containers, etc., either whole or ground by garbage grinders.

**8.3. Special Sewage:** The admission into the public sewers of any special sewage shall be subject to the review and approval of the Board, which may prescribe limits on the strength and character of such sewage.

**8.3.1. Pre-treatment:** Where necessary, in the opinion of the Board, the owner shall provide, at his expense, such pre-treatment facilities as may be necessary to

