

**COLORADO CITY METROPOLITAN DISTRICT
PUBLIC NOTICE**

BOARD OF DIRECTORS STUDY SESSION

A study session for the Board of Directors of the Colorado City Metropolitan District will be held Tuesday, November 26, 2019 beginning at 6:00 p.m.

1. 2019 Budget amendment
2. 2020 Budget
3. Increases of Fees and Rule changes
4. Interested Names to be on CCAAC Committee and advertisement
5. Request to pay Vacation time for Golladay

BOARD OF DIRECTORS REGULAR MEETING

A regular meeting of the Board of Directors of the Colorado City Metropolitan District will be held Tuesday, November 26, 2019 beginning at 6:15 p.m.

1. CALL TO ORDER.
2. PLEDGE OF ALLEGIANCE.
3. MOMENT OF SILENT REFLECTION.
4. QUORUM CHECK.
5. APPROVAL OF AGENDA.
6. APPROVAL OF MINUTES.
7. BILLS PAYABLE.
8. FINANCIAL REPORT.
9. OPERATIONAL REPORT.
10. READING BY CHAIRPERSON OF THE STATEMENT OF CONDUCT AND DEMEANOR.
11. CITIZENS INPUT.
12. PUBLIC HEARINGS.

Study Session: Nov 12, 2019
Regular Meeting: Nov 12, 2019

- 2019 Budget Amendment
- 2020 Budget Hearing
- 2020 Rate increases for Holly Dot Golf Course, Swimming Pool, Advertising prices at Greenhorn Meadows Park and update Of Campground rules

13. AGENDA ITEMS.
 - Adopt 2019 Budget Amendment Discussion/Action
 - Adopt 2020 Budget Discussion/Action
 - Adopt 2020 Rate Increases and Rules for Campground Discussion/Action
 - Appoint members to CCAAC Committee Discussion/Action
 - Vacation time payout for Golladay Discussion/Action
14. ATTORNEYS REPORT.
15. EXECUTIVE SESSION
16. OLD BUSINESS. Denial of Road/Alley vacation
17. NEW BUSINESS.
18. CORRESPONDENCE. Letter to Board and Manager
19. ADJOURNMENT.

The meeting will be held at the Administration Building located at 4497 Bent Brothers Blvd., Colorado City, CO. 81019. Alternate location if so needed will be at the Recreation Center located at 5000 Cuerno Verde, Colorado City, CO. 81019. The public is invited to attend.

Posted November 22, 2019

Board of Directors

2019 Budget Amendments

REVENUE

	<u>ACTUAL</u>	<u>BUDGET</u>	<u>OVER BUDGET</u>	<u>% OF BUDGET</u>	<u>APPROPRIATION</u>
Government Fund					
Capital Credits	\$16,656.40	\$0.00	\$16,656.40	-	\$16,656.40
Administration Dept.					
Gain/Loss Sale of Assets	\$9,000.00	\$2,000.00	\$7,000.00	450%	\$7,000.00
Parks & Recreation Dept.					
Charges for Services	\$56,748.00	\$20,000.00	\$36,748.00	284%	\$36,748.00
Water Enterprise					
Capital Credits	\$31,347.32	\$0.00	\$31,347.32	-	\$31,347.32
Water Taps	\$23,250.00	\$16,000.00	\$7,250.00	145%	\$7,250.00
System Dev Charges	\$52,500.00	\$35,000.00	\$17,500.00	150%	\$17,500.00
Wastewater Enterprise					
Capital Credits	\$12,575.04	\$0.00	\$12,575.04	-	\$12,575.04
System Dev Charges	\$52,000.00	\$40,000.00	\$12,000.00	130%	\$12,000.00

Colorado City Metropolitan District
 Dept Summary - GENERAL FUND
 For the 11 Months Ending November 30, 2019
 GENERAL FUND

	Prior Year Actual	Monthly Actual	Current Year Actual	Budget	% Variance
--	-------------------	----------------	---------------------	--------	------------

ADMINISTRATION:

Revenues

Revenue and OFS

01-0100-4110	Property Taxes	199,570.20	6,106.17	198,167.90	200,000.00	99.1
01-0100-4120	Franchise Fees	16,070.78	.00	16,547.48	15,000.00	110.3
01-0100-4140	Excise Taxes	79,486.89	.00	20,504.32	25,000.00	82.0
01-0100-4510	Charges for Services	8,800.00	800.00	8,824.50	9,600.00	91.9
01-0100-4520	CCAAC Fees	.00	.00	1,585.00	.00	.0
01-0100-4910	Miscellaneous Income	7,963.42	.00	4,544.46	1,000.00	454.5
01-0100-5200	Interest	3,859.11	1,218.52	7,292.40	3,000.00	243.1
01-0100-5300	Donations	500.00	.00	.00	.00	.0
01-0100-5700	Gain/Loss on Sale of Assets	10,100.00	.00	9,000.00	2,000.00	450.0
01-0100-5910	Interfund Transfers	.00	.00	.00	13,350.00	.0
	Total Revenue and OFS	326,350.40	8,124.69	266,466.06	268,950.00	99.1
	Total Revenues	326,350.40	8,124.69	266,466.06	268,950.00	99.1

Expenditures

Personnel Cost

Gross Payroll

01-0100-6110	Salaries	72,451.12	2,803.85	64,488.55	72,900.00	88.5
01-0100-6112	Hourly Wages	20,952.91	873.04	20,079.64	22,700.00	88.5
	Total Gross Payroll	93,404.03	3,676.89	84,568.19	95,600.00	88.5

Payroll Taxes & Benefits

01-0100-6210	Payroll Taxes - FICA	5,578.43	221.78	5,113.87	5,927.00	86.3
01-0100-6211	Payroll Taxes - Medicare	1,328.09	51.87	1,196.11	1,386.00	86.3
01-0100-6212	Payroll Taxes - SUTA	624.79	11.03	253.69	287.00	88.4
01-0100-6310	Employee Benefits - Health Ins	23,890.84	1,037.45	16,635.21	17,416.00	95.5
01-0100-6311	Workman's Comp. Insurance	2,485.79	.00	7,365.02	6,136.00	120.0
01-0100-6312	Employee Benefits - Retirement	4,508.69	220.62	4,604.88	5,736.00	80.3
01-0100-6320	Training	445.00	375.00	1,420.00	1,500.00	94.7
01-0100-6322	Travel and Lodging	1,102.19	.00	1,440.18	3,800.00	37.9
01-0100-6323	Meals	28.00	.00	.00	1,000.00	.0
	Total Payroll Taxes & Benefits	39,991.82	1,917.75	38,028.96	43,188.00	88.1
	Total Personnel Cost	133,395.85	5,594.64	122,597.15	138,788.00	88.3

O&M

01-0100-7010	Cost of Lot Sales	4,412.00	.00	5,067.00	2,200.00	230.3
01-0100-7110	Advertising	1,100.23	90.00	324.00	1,500.00	21.6
01-0100-7120	Bank Charges	7,186.06	.00	210.33	8,500.00	2.5
01-0100-7121	Treasurer Fees	5,291.60	161.96	5,387.75	5,500.00	98.0
01-0100-7122	Outside Service Fees	22,487.57	1,166.10	13,695.34	19,100.00	71.7
01-0100-7124	Membership Dues	4,578.85	35.00	3,605.11	4,990.00	72.3
01-0100-7125	Taxes and Licenses	75.00	.00	450.00	250.00	180.0
01-0100-7140	Professional Fees - Accounting	28,561.88	25,144.14	25,774.14	30,000.00	85.9
01-0100-7141	Professional Fees - Legal	30,716.40	1,045.50	22,946.65	20,000.00	114.7
01-0100-7144	Insurance	4,553.69	.00	4,268.52	6,600.00	64.7
01-0100-7150	Operating Supplies	7,095.05	73.47	2,658.49	6,500.00	40.9
01-0100-7154	Office Supplies	2,411.39	55.25	2,199.19	4,000.00	55.0
01-0100-7155	Janitorial Supplies	5.99	.00	137.33	200.00	68.7
01-0100-7184	Furn, Tools & Equipment Repairs	.00	.00	.00	5.00	.0
01-0100-7186	Facilities Repairs/Maintenance	295.35	.00	43.84	1,000.00	4.4
01-0100-7190	Utilities - Electric	3,906.15	296.08	3,407.58	5,500.00	62.0

Colorado City Metropolitan District
 Dept Summary - GENERAL FUND
 For the 11 Months Ending November 30, 2019

GENERAL FUND

		Prior Year Actual	Monthly Actual	Current Year Actual	Budget	% Variance
01-0100-7191	Utilities -Natural Gas	2,922.70	426.57	3,450.23	4,200.00	82.2
01-0100-7192	Utilities -Water	529.85	56.94	694.21	800.00	86.8
01-0100-7193	Utilities -Telephone	6,383.74	580.60	5,885.41	7,000.00	84.1
01-0100-7194	Utilities -Trash	550.00	50.00	550.00	700.00	78.6
	Total O&M	133,063.50	29,181.61	100,755.12	128,545.00	78.4
Interest Expenditures						
	Total Interest Expenditures	.00	.00	.00	.00	.0
Capital Expenditures						
01-0100-7710	Capital Outlays	4,124.00	.00	600.00	1,500.00	40.0
	Total Capital Expenditures	4,124.00	.00	600.00	1,500.00	40.0
Transfers						
01-0100-7910	Interfund Operating Transfers	13,975.00	.00	.00	.00	.0
	Total Transfers	13,975.00	.00	.00	.00	.0
	Total Expenditures	284,558.35	34,776.25	223,952.27	268,833.00	83.3
	Dept - Excess/(Deficiency) of Revenues Over/(Under) Expenditures	41,792.05	(26,651.56)	42,513.79	117.00	36336.6

Colorado City Metropolitan District
Dept Summary - GENERAL FUND
For the 11 Months Ending November 30, 2019

GENERAL FUND
Prior Year Actual Monthly Actual Current Year Actual Budget % Variance

RECREATION CENTER:

Revenues		Prior Year Actual	Monthly Actual	Current Year Actual	Budget	% Variance
Revenue and OFS						
01-0203-4110	Property Taxes	11,096.12	342.29	12,998.75	14,000.00	92.9
01-0203-4510	Charges for Services	.00	.00	675.00	800.00	84.4
01-0203-4910	Miscellaneous Income	75.00	.00	127.12	.00	.0
01-0203-5300	Lease Revenue	.00	.00	1,800.00	.00	.0
Total Revenue and OFS		11,171.12	342.29	15,600.87	14,800.00	105.4
Total Revenues		11,171.12	342.29	15,600.87	14,800.00	105.4

Expenditures
Personnel Cost
Gross Payroll

01-0203-6110	Salaries	2,774.68	96.15	2,211.45	2,500.00	88.5
Total Gross Payroll		2,774.68	96.15	2,211.45	2,500.00	88.5

Payroll Taxes & Benefits

01-0203-6210	Payroll Taxes - FICA	169.99	5.73	132.25	155.00	85.3
01-0203-6211	Payroll Taxes - Medicare	39.80	1.34	30.92	36.00	85.9
01-0203-6212	Payroll Taxes - SUTA	11.84	.29	6.67	8.00	83.4
01-0203-6310	Employee Benefits - Health Ins	17.93	47.95	1,003.77	1,128.00	89.0
01-0203-6312	Employee Benefits - Retirement	147.23	5.77	132.71	150.00	88.5
Total Payroll Taxes & Benefits		386.79	61.08	1,306.32	1,477.00	88.4
Total Personnel Cost		3,161.47	157.23	3,517.77	3,977.00	88.5

O&M

01-0203-7122	Outside Service Fees	135.00	.00	300.00	1,000.00	30.0
01-0203-7144	Insurance	2,350.27	.00	2,358.00	3,700.00	63.7
01-0203-7150	Operating Supplies	21.99	.00	129.10	50.00	258.2
01-0203-7186	Facilities Repairs/Maintenance	.00	.00	478.18	1,000.00	47.8
01-0203-7190	Utilities -Electric	1,627.52	156.84	1,450.28	1,750.00	82.9
01-0203-7191	Utilities -Natural Gas	1,316.65	133.43	1,729.50	1,900.00	91.0
01-0203-7192	Utilities -Water	1,049.86	175.11	1,291.14	1,101.00	117.3
Total O&M		6,501.29	465.38	7,736.20	10,501.00	73.7

Interest Expenditures

Total Interest Expenditures	.00	.00	.00	.00	.0
-----------------------------	-----	-----	-----	-----	----

Capital Expenditures

01-0203-7710	Capital Outlays	.00	.00	.00	322.00	.0
Total Capital Expenditures		.00	.00	.00	322.00	.0

Transfers

Total Transfers	.00	.00	.00	.00	.0
-----------------	-----	-----	-----	-----	----

Total Expenditures	9,662.76	622.61	11,253.97	14,800.00	76.0
--------------------	----------	--------	-----------	-----------	------

Dept - Excess/(Deficiency) of
Revenues Over/(Under)

	For the	Current Year Actual	Budget	% Variance
Expenditures	1,508.36	(280.32)	4,346.90	.00
				.0

Colorado City Metropolitan District
Dept Summary - GENERAL FUND
For the 11 Months Ending November 30, 2019

GENERAL FUND
Prior Year Actual Monthly Actual Current Year Actual Budget % Variance

REVENUES & REC - POOL:

		Prior Year Actual	Monthly Actual	Current Year Actual	Budget	% Variance
Revenues						
Revenue and OFS						
01-0207-4110	Property Taxes	56,850.55	1,746.01	62,716.02	62,555.00	100.3
01-0207-4510	Open Swim	5,467.00	.00	5,305.50	6,000.00	88.4
01-0207-4511	Swim Lessons	5,986.00	.00	7,070.00	7,000.00	101.0
01-0207-4513	Water Aerobics	211.50	.00	621.00	700.00	88.7
01-0207-4515	Concessions - Pool	.00	.00	3,662.05	.00	.0
01-0207-4910	Miscellaneous Income	2,405.00	.00	3,110.34	2,500.00	124.4
	Total Revenue and OFS	70,920.05	1,746.01	82,484.91	78,755.00	104.7
	Total Revenues	70,920.05	1,746.01	82,484.91	78,755.00	104.7

Expenditures
 Personnel Cost
 Gross Payroll

01-0207-6110	Salaries	19,422.58	480.77	11,057.71	12,500.00	88.5
01-0207-6114	Seasonal Wages	24,873.30	.00	23,589.00	23,000.00	102.6
	Total Gross Payroll	44,295.88	480.77	34,646.71	35,500.00	97.6

 Payroll Taxes & Benefits

01-0207-6210	Payroll Taxes - FICA	2,731.81	28.64	2,123.54	2,633.00	80.7
01-0207-6211	Payroll Taxes - Medicare	639.04	6.70	496.67	587.00	84.6
01-0207-6212	Payroll Taxes - SUTA	190.34	1.44	103.96	122.00	85.2
01-0207-6310	Employee Benefits - Health Ins	125.08	239.76	5,018.69	5,639.00	89.0
01-0207-6312	Employee Benefits - Retirement	1,030.64	28.85	663.55	1,050.00	63.2
01-0207-6320	Training	906.18	.00	1,115.00	800.00	139.4
	Total Payroll Taxes & Benefits	5,623.09	305.39	9,521.41	10,831.00	87.9
	Total Personnel Cost	49,918.97	786.16	44,168.12	46,331.00	95.3

O&M

01-0207-7110	Advertising	150.00	.00	150.00	500.00	30.0
01-0207-7112	Concessions Expense	.00	.00	1,418.76	.00	.0
01-0207-7122	Outside Service Fees	4,198.00	.00	3,138.00	5,100.00	61.5
01-0207-7144	Insurance	2,616.40	.00	2,553.00	2,800.00	91.2
01-0207-7150	Operating Supplies	2,639.55	.00	2,571.11	5,075.00	50.7
01-0207-7154	Office Supplies	.00	.00	.00	100.00	.0
01-0207-7155	JanitorialSupplies	229.74	.00	449.99	400.00	112.5
01-0207-7184	Furn, Tools& Equipment Repairs	.00	.00	.00	500.00	.0
01-0207-7186	FacilitiesRepairs/Maintenance	593.25	.00	689.81	2,500.00	27.6
01-0207-7190	Utilities -Electric	4,759.64	81.93	4,836.71	5,000.00	96.7
01-0207-7191	Utilities -Natural Gas	3,175.54	51.74	3,489.58	3,000.00	116.3
01-0207-7192	Utilities -Water	2,337.85	.00	2,989.49	3,000.00	99.7
01-0207-7193	Utilities -Telephone	188.40	1.56	9.28	330.00	2.8
01-0207-7194	Utilities -Trash	.00	.00	.00	100.00	.0
	Total O&M	20,888.37	135.23	22,295.73	28,405.00	78.5

Interest Expenditures

Total Interest Expenditures	.00	.00	.00	.00	.00	.0
------------------------------------	------------	------------	------------	------------	------------	-----------

Capital Expenditures

01-0207-7710	Capital Outlays	.00	.00	2,800.00	4,000.00	70.0
--------------	-----------------	-----	-----	----------	----------	------

Colorado City Metropolitan District
 Dept Summary - GENERAL FUND
 For the 11 Months Ending November 30, 2019
 GENERAL FUND

	Prior Year Actual	Monthly Actual	Current Year Actual	Budget	% Variance
Total Capital Expenditures	.00	.00	2,800.00	4,000.00	70.0
Transfers					
Total Transfers	.00	.00	.00	.00	.0
Total Expenditures	70,807.34	921.39	69,263.85	78,736.00	88.0
Dept - Excess/(Deficiency) of Revenues Over/(Under) Expenditures	112.71	824.62	13,221.06	19.00	69584.5

Colorado City Metropolitan District
 Dept Summary - GENERAL FUND
 For the 11 Months Ending November 30, 2019

GENERAL FUND

	Prior Year Actual	Monthly Actual	Current Year Actual	Budget	% Variance
--	-------------------	----------------	---------------------	--------	------------

S & REC - GENERAL:

Revenues

Revenue and OFS

01-0208-4110	Property Taxes	85,255.98	2,603.35	85,280.83	90,000.00	94.8
01-0208-4510	Charges for Services	24,174.66	1,130.00	54,248.00	20,000.00	271.2
01-0208-4514	Charge for Signs	1,125.00	.00	.00	3,650.00	.0
01-0208-4910	Miscellaneous Income	.00	.00	788.18	.00	.0
01-0208-5010	Grant Proceeds	73,000.00	.00	180.48	850,000.00	.0
01-0208-5300	Donations	2,000.00	.00	2,450.00	9,000.00	27.2
01-0208-5910	Interfund Transfers	.00	.00	.00	17,000.00	.0

	Total Revenue and OFS	185,555.64	3,733.35	142,947.49	989,650.00	14.4
--	-----------------------	------------	----------	------------	------------	------

	Total Revenues	185,555.64	3,733.35	142,947.49	989,650.00	14.4
--	----------------	------------	----------	------------	------------	------

Expenditures

Personnel Cost

Gross Payroll

01-0208-6110	Salaries	33,295.88	961.55	22,115.65	25,000.00	88.5
01-0208-6112	Hourly Wages	6,192.01	258.00	5,934.06	6,708.00	88.5
01-0208-6114	Seasonal Wages	16,971.08	44.40	25,628.53	26,199.00	97.8

	Total Gross Payroll	56,458.97	1,263.95	53,678.24	57,907.00	92.7
--	---------------------	-----------	----------	-----------	-----------	------

Payroll Taxes & Benefits

01-0208-6210	Payroll Taxes - FICA	3,463.00	75.15	3,259.13	3,683.00	88.5
01-0208-6211	Payroll Taxes - Medicare	809.82	17.57	762.21	861.00	88.5
01-0208-6212	Payroll Taxes - SUTA	227.69	3.79	161.06	178.00	90.5
01-0208-6310	Employee Benefits - Health Ins	3,168.18	623.15	13,053.16	14,661.00	89.0
01-0208-6311	Workman's Comp. Insurance	5,830.68	.00	3,519.34	4,472.00	78.7
01-0208-6312	Employee Benefits - Retirement	2,138.29	73.17	1,682.91	1,902.00	88.5
01-0208-6320	Training	.00	.00	.00	500.00	.0
01-0208-6323	Meals	37.96	.00	.00	.00	.0

	Total Payroll Taxes & Benefits	15,675.62	792.83	22,437.81	26,257.00	85.5
--	--------------------------------	-----------	--------	-----------	-----------	------

	Total Personnel Cost	72,134.59	2,056.78	76,116.05	84,164.00	90.4
--	----------------------	-----------	----------	-----------	-----------	------

O&M

01-0208-7110	Advertising	35.00	.00	.00	400.00	.0
01-0208-7122	Outside Service Fees	37,553.04	.00	2,614.00	4,000.00	65.4
01-0208-7125	Taxes and Licenses	.00	.00	270.00	.00	.0
01-0208-7144	Insurance	6,774.07	.00	6,101.53	6,000.00	101.7
01-0208-7150	Operating Supplies	3,539.35	558.68	8,719.61	13,000.00	67.1
01-0208-7151	Fuels and Lubricants	4,186.73	.00	2,407.72	2,500.00	96.3
01-0208-7154	Office Supplies	126.36	.00	149.45	100.00	149.5
01-0208-7155	Janitorial Supplies	929.10	22.89	1,042.98	1,100.00	94.8
01-0208-7184	Furn, Tools & Equipment Repairs	2,153.49	41.95	1,198.61	3,500.00	34.3
01-0208-7186	Facilities Repairs/Maintenance	456.44	37.93	2,460.61	2,200.00	111.9
01-0208-7190	Utilities -Electric	9,156.25	1,442.77	14,471.61	11,000.00	131.6
01-0208-7191	Utilities -Natural Gas	384.12	.00	1,666.74	1,000.00	166.7
01-0208-7192	Utilities -Water	1,616.51	185.54	2,097.70	1,500.00	139.9
01-0208-7193	Utilities -Telephone	1,677.56	195.62	1,762.43	2,500.00	70.5
01-0208-7194	Utilities -Trash	1,550.00	365.00	2,091.80	2,000.00	104.6

	Total O&M	70,138.02	2,850.38	47,054.79	50,800.00	92.6
--	-----------	-----------	----------	-----------	-----------	------

Rest Expenditures

Colorado City Metropolitan District
 Dept Summary - GENERAL FUND
 For the 11 Months Ending November 30, 2019

GENERAL FUND

	Prior Year Actual	Monthly Actual	Current Year Actual	Budget	% Variance
Total Interest Expenditures	.00	.00	.00	.00	.0
Capital Expenditures					
01-0208-7710					
01-0208-7720					
Capital Outlays	5,396.20	.00	14,670.14	25,685.00	57.1
Capital Projects	31,694.00	.00	.00	850,000.00	.0
Total Capital Expenditures	37,090.20	.00	14,670.14	875,685.00	1.7
Transfers					
Total Transfers	.00	.00	.00	.00	.0
Total Expenditures	179,362.81	4,907.16	137,840.98	1,010,649.00	13.6
Dept - Excess/(Deficiency) of Revenues Over/(Under) Expenditures	6,192.83	(1,173.81)	5,106.51	(20,999.00)	24.3

Colorado City Metropolitan District
 Dept Summary - GENERAL FUND
 For the 11 Months Ending November 30, 2019

GENERAL FUND

	Prior Year Actual	Monthly Actual	Current Year Actual	Budget	% Variance
--	-------------------	----------------	---------------------	--------	------------

S & REC - BASKETBALL:

Revenues

Revenue and OFS

01-0308-4510	Charges for Services	2,885.00	.00	2,160.00	4,000.00	54.0
01-0308-4515	Concessions - Basketball	.00	.00	1,673.50	.00	.0
	Total Revenue and OFS	2,885.00	.00	3,833.50	4,000.00	95.8
	Total Revenues	2,885.00	.00	3,833.50	4,000.00	95.8

Expenditures

Personnel Cost

Gross Payroll

01-0308-6114	Seasonal Wages	1,989.00	.00	2,419.80	.00	.0
	Total Gross Payroll	1,989.00	.00	2,419.80	.00	.0

Payroll Taxes & Benefits

01-0308-6210	Payroll Taxes - FICA	123.31	.00	150.02	.00	.0
01-0308-6211	Payroll Taxes - Medicare	28.88	.00	35.12	.00	.0
01-0308-6212	Payroll Taxes - SUTA	8.83	.00	7.26	.00	.0
	Total Payroll Taxes & Benefits	161.02	.00	192.40	.00	.0
	Total Personnel Cost	2,150.02	.00	2,612.20	.00	.0

O&M

01-0308-7112	Concessions Expense	.00	.00	879.03	.00	.0
01-0308-7150	Operating Supplies	1,352.31	.00	1,532.93	.00	.0
	Total O&M	1,352.31	.00	2,411.96	.00	.0

Interest Expenditures

	Total Interest Expenditures	.00	.00	.00	.00	.0
--	------------------------------------	------------	------------	------------	------------	-----------

Capital Expenditures

	Total Capital Expenditures	.00	.00	.00	.00	.0
--	-----------------------------------	------------	------------	------------	------------	-----------

Transfers

	Total Transfers	.00	.00	.00	.00	.0
--	------------------------	------------	------------	------------	------------	-----------

	Total Expenditures	3,502.33	.00	5,024.16	.00	.0
--	---------------------------	-----------------	------------	-----------------	------------	-----------

	Dept - Excess/(Deficiency) of Revenues Over/(Under) Expenditures	(617.33)	.00	(1,190.66)	4,000.00	(29.8)
--	--	-----------	-----	-------------	----------	---------

Colorado City Metropolitan District
 Dept Summary - GENERAL FUND
 For the 11 Months Ending November 30, 2019

GENERAL FUND

		Prior Year Actual	Monthly Actual	Current Year Actual	Budget	% Variance
PARKS & REC - BASEBALL:						
Revenues						
Revenue and OFS						
01-0408-4510	Baseball Fees	3,761.00	.00	4,865.00	6,000.00	81.1
01-0408-4511	Softball Fees	1,500.00	.00	2,225.00	.00	.0
	Total Revenue and OFS	5,261.00	.00	7,090.00	6,000.00	118.2
	Total Revenues	5,261.00	.00	7,090.00	6,000.00	118.2
Expenditures						
Personnel Cost						
Gross Payroll						
	Total Gross Payroll	.00	.00	.00	.00	.0
Payroll Taxes & Benefits						
	Total Payroll Taxes & Benefits	.00	.00	.00	.00	.0
	Total Personnel Cost	.00	.00	.00	.00	.0
O&M						
01-0408-7150	Operating Supplies	2,063.71	.00	2,796.92	.00	.0
	Total O&M	2,063.71	.00	2,796.92	.00	.0
Interest Expenditures						
	Total Interest Expenditures	.00	.00	.00	.00	.0
Capital Expenditures						
	Total Capital Expenditures	.00	.00	.00	.00	.0
Transfers						
	Total Transfers	.00	.00	.00	.00	.0
	Total Expenditures	2,063.71	.00	2,796.92	.00	.0
	Dept - Excess/(Deficiency) of Revenues Over/(Under) Expenditures	3,197.29	.00	4,293.08	6,000.00	71.6

Colorado City Metropolitan District
 Dept Summary - GENERAL FUND
 For the 11 Months Ending November 30, 2019

GENERAL FUND

		Prior Year Actual	Monthly Actual	Current Year Actual	Budget	% Variance
S & REC - RECYCLING:						
Revenues						
Revenue and OFS						
01-0508-4510	Recycling Fee	5,890.50	253.00	5,045.10	5,000.00	100.9
	Total Revenue and OFS	5,890.50	253.00	5,045.10	5,000.00	100.9
	Total Revenues	5,890.50	253.00	5,045.10	5,000.00	100.9
Expenditures						
Personnel Cost						
Gross Payroll						
	Total Gross Payroll	.00	.00	.00	.00	.0
Payroll Taxes & Benefits						
	Total Payroll Taxes & Benefits	.00	.00	.00	.00	.0
	Total Personnel Cost	.00	.00	.00	.00	.0
O&M						
01-0508-7150	Operating Supplies	2,377.25	216.00	2,307.50	.00	.0
	Total O&M	2,377.25	216.00	2,307.50	.00	.0
Interest Expenditures						
	Total Interest Expenditures	.00	.00	.00	.00	.0
Capital Expenditures						
	Total Capital Expenditures	.00	.00	.00	.00	.0
Transfers						
	Total Transfers	.00	.00	.00	.00	.0
	Total Expenditures	2,377.25	216.00	2,307.50	.00	.0
	Dept - Excess/(Deficiency) of Revenues Over/(Under) Expenditures	3,513.25	37.00	2,737.60	5,000.00	54.8

Colorado City Metropolitan District
 Dept Summary - GENERAL FUND
 For the 11 Months Ending November 30, 2019

GENERAL FUND

		Prior Year Actual	Monthly Actual	Current Year Actual	Budget	% Variance
PARKS & REC - SOCCER:						
Revenues						
Revenue and OFS						
01-0608-4510	Soccer fees	4,296.80	.00	6,180.00	4,000.00	154.5
01-0608-5300	Soccer Donations	1,935.00	.00	.00	.00	.0
	Total Revenue and OFS	6,231.80	.00	6,180.00	4,000.00	154.5
	Total Revenues	6,231.80	.00	6,180.00	4,000.00	154.5
Expenditures						
Personnel Cost						
Gross Payroll						
01-0608-6114	Seasonal Wages	1,218.90	.00	299.70	.00	.0
	Total Gross Payroll	1,218.90	.00	299.70	.00	.0
Payroll Taxes & Benefits						
01-0608-6210	Payroll Taxes - FICA	75.56	.00	18.58	.00	.0
01-0608-6211	Payroll Taxes - Medicare	17.67	.00	4.35	.00	.0
01-0608-6212	Payroll Taxes - SUTA	4.92	.00	.90	.00	.0
	Total Payroll Taxes & Benefits	98.15	.00	23.83	.00	.0
	Total Personnel Cost	1,317.05	.00	323.53	.00	.0
O&M						
01-0608-7150	Operating Supplies - Soccer	2,391.17	.00	1,843.16	.00	.0
	Total O&M	2,391.17	.00	1,843.16	.00	.0
Interest Expenditures						
	Total Interest Expenditures	.00	.00	.00	.00	.0
Capital Expenditures						
	Total Capital Expenditures	.00	.00	.00	.00	.0
Transfers						
	Total Transfers	.00	.00	.00	.00	.0
	Total Expenditures	3,708.22	.00	2,166.69	.00	.0
	Dept - Excess/(Deficiency) of Revenues Over/(Under) Expenditures	2,523.58	.00	4,013.31	4,000.00	100.3

Colorado City Metropolitan District
 Dept Summary - GENERAL FUND
 For the 11 Months Ending November 30, 2019

GENERAL FUND

		Prior Year Actual	Monthly Actual	Current Year Actual	Budget	% Variance
S & REC - VOLLEYBALL:						
Revenues						
Revenue and OFS						
01-0708-4510	Volleyball Fees	1,230.00	240.00	1,250.00	2,000.00	62.5
01-0708-5300	Volleyball Donations	200.00	.00	.00	.00	.0
	Total Revenue and OFS	1,430.00	240.00	1,250.00	2,000.00	62.5
	Total Revenues	1,430.00	240.00	1,250.00	2,000.00	62.5
Expenditures						
Personnel Cost						
Gross Payroll						
	Total Gross Payroll	.00	.00	.00	.00	.0
Payroll Taxes & Benefits						
	Total Payroll Taxes & Benefits	.00	.00	.00	.00	.0
	Total Personnel Cost	.00	.00	.00	.00	.0
O&M						
01-0708-7150	Operating Supplies	1,587.07	216.00	285.33	.00	.0
	Total O&M	1,587.07	216.00	285.33	.00	.0
Interest Expenditures						
	Total Interest Expenditures	.00	.00	.00	.00	.0
Capital Expenditures						
	Total Capital Expenditures	.00	.00	.00	.00	.0
Transfers						
	Total Transfers	.00	.00	.00	.00	.0
	Total Expenditures	1,587.07	216.00	285.33	.00	.0
	Dept - Excess/(Deficiency) of Revenues Over/(Under) Expenditures	(157.07)	24.00	964.67	2,000.00	48.2

Colorado City Metropolitan District
Dept Summary - GENERAL FUND
For the 11 Months Ending November 30, 2019

GENERAL FUND		Prior Year Actual	Monthly Actual	Current Year Actual	Budget	% Variance
COURSE PRO SHOP:						
Revenues						
Revenue and OFS						
01-4000-4510	Green Fees	174,529.60	1,599.00	182,553.00	199,709.00	91.4
01-4000-4512	Golf Cart Rental Fees	137,756.00	1,450.00	137,759.00	158,200.00	87.1
01-4000-4520	Membership Dues	31,615.00	.00	42,230.00	39,000.00	108.3
01-4000-4910	Miscellaneous Income	7,522.50	98.50	554.14	17,000.00	3.3
01-4000-5300	Lease Revenue	.00	1,000.00	9,000.00	10,000.00	90.0
01-4000-5700	Gain/Loss on Sale of Assets	.00	.00	.00	4,000.00	.0
	Total Revenue and OFS	351,423.10	4,147.50	372,096.14	427,909.00	87.0
	Total Revenues	351,423.10	4,147.50	372,096.14	427,909.00	87.0
Expenditures						
Personnel Cost						
Gross Payroll						
01-4000-6110	Salaries	48,068.40	2,002.85	46,065.55	52,074.00	88.5
01-4000-6112	Hourly Wages	2,064.01	86.00	1,978.05	2,236.00	88.5
01-4000-6114	Seasonal Wages	38,590.20	.00	37,781.63	41,300.00	91.5
	Total Gross Payroll	88,722.61	2,088.85	85,825.23	95,610.00	89.8
Payroll Taxes & Benefits						
01-4000-6210	Payroll Taxes - FICA	5,397.62	128.81	5,220.84	5,928.00	88.1
01-4000-6211	Payroll Taxes - Medicare	1,262.49	30.13	1,221.03	1,386.00	88.1
01-4000-6212	Payroll Taxes - SUTA	416.35	6.27	257.58	287.00	89.8
01-4000-6310	Employee Benefits - Health Ins	20,755.22	736.04	20,888.01	22,555.00	92.6
01-4000-6311	Workman's Comp. Insurance	4,709.42	.00	3,228.19	4,004.00	80.6
01-4000-6312	Employee Benefits - Retirement	3,007.92	125.33	2,882.59	3,259.00	88.5
	Total Payroll Taxes & Benefits	35,549.02	1,026.58	33,698.24	37,419.00	90.1
	Total Personnel Cost	124,271.63	3,115.43	119,523.47	133,029.00	89.9
O&M						
01-4000-7110	Advertising	1,168.79	141.00	1,781.92	3,500.00	50.9
01-4000-7120	Bank Fees and Other Penalties	.00	.00	5,922.84	300.00	1974.3
01-4000-7122	Outside Service Fees	5,193.80	.00	260.00	2,500.00	10.4
01-4000-7124	Membership Dues	559.00	.00	.00	1,000.00	.0
01-4000-7144	Insurance	7,200.98	.00	8,725.35	12,000.00	72.7
01-4000-7150	Operating Supplies	2,065.45	.00	438.96	2,000.00	22.0
01-4000-7151	Fuels and Lubricants	7,051.14	.00	6,924.76	6,500.00	106.5
01-4000-7155	Janitorial Supplies	1,804.90	422.39	1,917.90	1,500.00	127.9
01-4000-7180	Restaurant Expenses	10,431.42	.00	1,190.00	2,000.00	59.5
01-4000-7184	Furn, Tools & Equipment Repairs	5,369.10	306.10	2,659.35	3,000.00	88.7
01-4000-7186	Facilities Repairs/Maintenance	365.71	456.50	1,849.43	3,000.00	61.7
01-4000-7190	Utilities - Electric	10,322.78	983.17	10,781.00	11,000.00	98.0
01-4000-7191	Utilities - Natural Gas	5,063.76	749.63	6,634.57	7,000.00	94.8
01-4000-7192	Utilities - Water	4,185.47	517.70	4,672.51	3,982.00	117.3
01-4000-7193	Utilities - Telephone	2,273.05	215.61	2,165.85	2,500.00	86.6
01-4000-7194	Utilities - Trash	2,915.00	265.00	3,015.00	3,300.00	91.4
	Total O&M	65,970.35	4,057.10	58,939.44	65,082.00	90.6
Interest Expenditures						
	Total Interest Expenditures	.00	.00	.00	.00	.0

Colorado City Metropolitan District
 Dept Summary - GENERAL FUND
 For the 11 Months Ending November 30, 2019

GENERAL FUND

		Prior Year Actual	Monthly Actual	Current Year Actual	Budget	% Variance
Capital Expenditures						
01-4000-7710	Capital Outlays	12,070.20	.00	754.18	.00	.0
	Total Capital Expenditures	12,070.20	.00	754.18	.00	.0
Transfers						
	Total Transfers	.00	.00	.00	.00	.0
	Total Expenditures	202,312.18	7,172.53	179,217.09	198,111.00	90.5
	Dept - Excess/(Deficiency) of Revenues Over/(Under) Expenditures	149,110.92	(3,025.03)	192,879.05	229,798.00	83.9

Colorado City Metropolitan District
 Dept Summary - GENERAL FUND
 For the 11 Months Ending November 30, 2019
 GENERAL FUND

		Prior Year Actual	Monthly Actual	Current Year Actual	Budget	% Variance
COURSE MAINTENANCE:						
Revenues						
Revenue and OFS						
01-4001-4910	Miscellaneous Income	.00	.00	63.56	.00	.0
	Total Revenue and OFS	.00	.00	63.56	.00	.0
	Total Revenues	.00	.00	63.56	.00	.0
Expenditures						
Personnel Cost						
Gross Payroll						
01-4001-6110	Salaries	41,866.37	1,923.08	44,230.84	50,000.00	88.5
01-4001-6112	Hourly Wages	2,064.01	86.00	1,978.05	2,236.00	88.5
01-4001-6114	Seasonal Wages	73,532.89	410.38	66,632.88	65,000.00	102.5
	Total Gross Payroll	117,463.27	2,419.46	112,841.77	117,236.00	96.3
Payroll Taxes & Benefits						
01-4001-6210	Payroll Taxes - FICA	7,249.53	145.36	6,891.99	7,517.00	91.7
01-4001-6211	Payroll Taxes - Medicare	1,695.45	34.00	1,611.98	1,758.00	91.7
01-4001-6212	Payroll Taxes - SUTA	434.26	7.26	338.58	364.00	93.0
01-4001-6310	Employee Benefits - Health Ins	6,478.32	369.85	7,802.15	8,394.00	93.0
01-4001-6311	Workman's Comp. Insurance	582.06	.00	4,443.97	5,512.00	80.6
01-4001-6312	Employee Benefits - Retirement	1,908.92	120.54	2,772.42	3,374.00	82.2
	Total Payroll Taxes & Benefits	18,348.54	677.01	23,861.09	26,919.00	88.6
	Total Personnel Cost	135,811.81	3,096.47	136,702.86	144,155.00	94.8
O&M						
01-4001-7122	Outside Service Fees	8,176.71	562.50	6,750.17	6,300.00	107.2
01-4001-7124	Membership Dues	545.00	.00	545.00	800.00	68.1
01-4001-7144	Insurance	2,430.73	.00	1,290.30	2,000.00	64.5
01-4001-7150	Operating Supplies	35,641.79	6,325.97	25,831.16	37,404.00	69.1
01-4001-7151	Fuels and Lubricants	9,517.00	.00	10,775.25	9,000.00	119.7
01-4001-7155	Janitorial Supplies	6.59	.00	.00	.00	.0
01-4001-7184	Furn, Tools & Equipment Repairs	7,614.68	12.84	11,056.14	10,000.00	110.6
01-4001-7186	Facilities Repairs/Maintenance	.00	.00	741.97	1,000.00	74.2
01-4001-7190	Utilities -Electric	18,160.19	260.51	2,951.83	2,700.00	109.3
01-4001-7191	Utilities -Natural Gas	2,050.89	251.28	2,373.73	3,000.00	79.1
01-4001-7192	Utilities -Water	451.55	41.50	470.99	600.00	78.5
01-4001-7193	Utilities -Telephone	1,631.66	161.52	1,641.33	1,200.00	136.8
01-4001-7194	Utilities -Trash	860.00	85.00	935.00	840.00	111.3
	Total O&M	87,086.79	7,701.12	65,362.87	74,844.00	87.3
Interest Expenditures						
	Total Interest Expenditures	.00	.00	.00	.00	.0
Capital Expenditures						
01-4001-7710	Capital Outlays	673.75	.00	.00	.00	.0
01-4001-7730	Lease - Purchase Payments	6,268.19	565.29	6,218.19	6,800.00	91.4
	Total Capital Expenditures	6,941.94	565.29	6,218.19	6,800.00	91.4
Transfers						

Colorado City Metropolitan District
 Dept Summary - GENERAL FUND
 For the 11 Months Ending November 30, 2019

	GENERAL FUND				
	Prior Year Actual	Monthly Actual	Current Year Actual	Budget	% Variance
Total Transfers	.00	.00	.00	.00	.0
Total Expenditures	229,840.54	11,362.88	208,283.92	225,799.00	92.2
Dept - Excess/(Deficiency) of Revenues Over/(Under) Expenditures	(229,840.54)	(11,362.88)	(208,220.36)	(225,799.00)	(92.2)

Colorado City Metropolitan District
 Dept Summary - GENERAL FUND
 For the 11 Months Ending November 30, 2019

GENERAL FUND		Prior Year Actual	Monthly Actual	Current Year Actual	Budget	% Variance
Revenue and OFS						
01-6000-4116	Specific Ownership Taxes	28,842.10	3,204.97	34,893.77	28,000.00	124.6
01-6000-4515	Roads Revenue	.00	.00	1,000.00	.00	.0
01-6000-4910	Miscellaneous Income	.00	.00	2,040.34	.00	.0
01-6000-4920	Other Financing Sources	.00	.00	88,770.00	.00	.0
01-6000-5700	Gain/Loss on Sale of Assets	25,501.23	1,931.70	10,619.08	28,000.00	37.9
	Total Revenue and OFS	54,343.33	5,136.67	137,323.19	56,000.00	245.2
	Total Revenues	54,343.33	5,136.67	137,323.19	56,000.00	245.2
Expenditures						
Personnel Cost						
Gross Payroll						
01-6000-6112	Hourly Wages	.00	127.76	2,874.13	10,200.00	28.2
01-6000-6115	Overtime Pay	.00	4.59	133.12	2,000.00	6.7
01-6000-6116	Double TimePay	.00	.00	21.42	.00	.0
	Total Gross Payroll	.00	132.35	3,028.67	12,200.00	24.8
Payroll Taxes & Benefits						
01-6000-6210	Payroll Taxes - FICA	.00	7.56	173.87	756.00	23.0
01-6000-6211	Payroll Taxes - Medicare	.00	1.77	40.65	177.00	23.0
01-6000-6212	Payroll Taxes - SUTA	.00	.39	9.10	37.00	24.6
01-6000-6310	Employee Benefits - Health Ins	.00	85.90	1,803.26	2,030.00	88.8
01-6000-6312	Employee Benefits - Retirement	.00	7.34	169.76	732.00	23.2
	Total Payroll Taxes & Benefits	.00	102.96	2,196.64	3,732.00	58.9
	Total Personnel Cost	.00	235.31	5,225.31	15,932.00	32.8
O&M						
01-6000-7122	Outside Service Fees	17,175.88	.00	2,375.00	15,000.00	15.8
01-6000-7125	Taxes & Licenses	1,199.00	.00	2,008.56	2,000.00	100.4
01-6000-7144	Insurance	392.74	.00	728.73	1,000.00	72.9
01-6000-7150	Operating Supplies	1,365.75	.00	586.52	2,000.00	29.3
01-6000-7151	Fuels and Lubricants	4,961.27	674.53	3,713.56	5,000.00	74.3
01-6000-7184	Furn, Tools & Equipment Repairs	727.51	280.78	2,432.15	5,000.00	48.6
01-6000-7190	Utilities -Electric	9,740.50	885.50	8,844.71	10,000.00	88.5
	Total O&M	35,562.65	1,840.81	20,689.23	40,000.00	51.7
Interest Expenditures						
	Total Interest Expenditures	.00	.00	.00	.00	.0
Capital Expenditures						
01-6000-7710	Capital Outlays	.00	.00	88,770.00	.00	.0
01-6000-7730	Lease Purchase Payments	.00	.00	9,884.45	.00	.0
	Total Capital Expenditures	.00	.00	98,654.45	.00	.0
Transfers						
	Total Transfers	.00	.00	.00	.00	.0

Colorado City Metropolitan District
 Dept Summary - GENERAL FUND
 For the 11 Months Ending November 30, 2019

	GENERAL FUND				
	Prior Year Actual	Monthly Actual	Current Year Actual	Budget	% Variance
Total Expenditures	35,562.65	2,076.12	124,568.99	55,932.00	222.7
Dept - Excess/(Deficiency) of Revenues Over/(Under) Expenditures	18,780.68	3,060.55	12,754.20	68.00	18756.2
Fund - Excess/(Deficiency) of Revenues Over/(Under) Expenditures	(3,883.27)	(38,547.43)	73,419.15	4,204.00	1746.4

Colorado City Metropolitan District
 Dept Summary - WATER ENTERPRISE FUND
 For the 11 Months Ending November 30, 2019

WATER ENTERPRISE FUND

Prior Year Actual Monthly Actual Current Year Actual Budget % Variance

R:
 iues
 Revenue and OFS

02-0100-4130	System Development Charges	49,000.00	.00	52,500.00	35,000.00	150.0
02-0100-4131	Tap Fees	21,840.00	.00	23,250.00	16,000.00	145.3
02-0100-4515	Bulk Water	36,829.47	665.25	53,847.26	51,000.00	105.6
02-0100-4516	Set-Up Fees	3,278.21	.00	2,175.00	3,000.00	72.5
02-0100-4517	Penalty/Late Fees	7,066.89	.00	6,237.93	5,000.00	124.8
02-0100-4910	Miscellaneous Income	45,933.37	.00	1,506.54	52,000.00	2.9
02-0100-5010	Grant Proceeds	.00	.00	180.48	750,000.00	.0
02-0100-5110	Fees Billed	655,360.89	.00	645,504.81	774,000.00	83.4
02-0100-5200	Interest Income	491.99	.00	596.84	1,000.00	59.7
02-0100-5300	Lease Income	.00	.00	47,880.75	.00	.0
02-0100-5601	AOS Fees	171,246.40	.00	169,381.10	171,000.00	99.1
02-0100-5910	Interfund Transfers	6,987.50	.00	.00	.00	.0
Total Revenue and OFS		998,034.72	665.25	1,003,060.71	1,858,000.00	54.0
Total Revenues		998,034.72	665.25	1,003,060.71	1,858,000.00	54.0

Expenditures
 Personnel Cost
 Gross Payroll

02-0100-6110	Salaries	101,842.59	4,255.52	104,664.56	138,218.00	75.7
02-0100-6112	Hourly Wages	88,655.11	3,937.61	102,601.37	108,556.00	94.5
02-0100-6114	Seasonal Wages	3,439.74	.00	5,982.83	9,000.00	66.5
02-0100-6115	Overtime Pay	14,270.56	35.70	11,546.04	15,000.00	77.0
02-0100-6116	Double TimePay	543.12	.00	787.42	1,000.00	78.7
Total Gross Payroll		208,751.12	8,228.83	225,582.22	271,774.00	83.0

Payroll Taxes & Benefits

02-0100-6210	Payroll Taxes - FICA	12,722.02	496.89	13,683.35	16,850.00	81.2
02-0100-6211	Payroll Taxes - Medicare	2,955.05	116.21	3,200.26	3,941.00	81.2
02-0100-6212	Payroll Taxes - SUTA	1,066.84	24.71	677.22	815.00	83.1
02-0100-6310	Employee Benefits - Health Ins	61,406.78	4,181.33	74,737.71	88,607.00	84.4
02-0100-6311	Workman's Comp. Insurance	14,304.21	.00	15,548.27	11,024.00	141.0
02-0100-6312	Employee Benefits - Retirement	11,696.84	440.12	11,109.91	16,306.00	68.1
02-0100-6320	Training	1,642.50	.00	350.00	2,000.00	17.5
02-0100-6322	Travel and Lodging	866.15	.00	441.57	1,500.00	29.4
02-0100-6323	Meals	419.67	.00	.00	500.00	.0
Total Payroll Taxes & Benefits		107,080.06	5,259.26	119,748.29	141,543.00	84.6
Total Personnel Cost		315,831.18	13,488.09	345,330.51	413,317.00	83.6

O&M

02-0100-7110	Advertising	13.00	.00	64.50	500.00	12.9
02-0100-7120	Bank Fees and Other Penalties	1,148.51	.00	2,542.73	1,000.00	254.3
02-0100-7122	Outside Service Fees	55,778.37	9,734.53	66,685.86	75,000.00	88.9
02-0100-7124	Membership Dues	.00	.00	22.50	.00	.0
02-0100-7125	Taxes and Licenses	1,874.79	.00	1,674.50	1,500.00	111.6
02-0100-7141	Professional Fees - Legal	8,408.66	850.50	7,448.30	8,000.00	93.1
02-0100-7143	Professional Fees - Engineerin	.00	.00	.00	5,000.00	.0
02-0100-7144	Insurance	26,522.56	.00	27,059.01	36,000.00	75.2
02-0100-7150	Operating Supplies	142,889.15	19,995.86	175,596.25	220,000.00	79.8
02-0100-7151	Fuels and Lubricants	9,945.61	1,089.97	10,036.70	12,000.00	83.6
02-0100-7154	Office Supplies	339.65	108.49	178.48	250.00	71.4

Colorado City Metropolitan District
 Dept Summary - WATER ENTERPRISE FUND
 For the 11 Months Ending November 30, 2019

WATER ENTERPRISE FUND

		Prior Year Actual	Monthly Actual	Current Year Actual	Budget	% Variance
02-0100-7155	JanitorialSupplies	244.30	.00	.00	250.00	.0
02-0100-7184	Furn, Tools& Equipment Repairs	6,491.76	1,248.71	8,064.11	8,000.00	100.8
02-0100-7186	FacilitiesRepairs/Maintenance	453.03	142.50	209.19	2,000.00	10.5
02-0100-7190	Utilities -Electric	103,856.74	11,453.53	91,695.79	95,000.00	96.5
02-0100-7191	Utilities -Natural Gas	17,575.35	2,067.17	18,714.48	18,000.00	104.0
02-0100-7192	Utilities -Water	334.40	36.81	383.30	300.00	127.8
02-0100-7193	Utilities -Telephone	4,648.94	491.46	5,067.70	6,000.00	84.5
02-0100-7194	Utilities -Trash	1,415.00	132.50	1,457.50	1,500.00	97.2
	Total O&M	381,939.82	47,352.03	416,900.90	490,300.00	85.0
Interest Expenditures						
02-0100-7500	Interest Expense	92,490.64	.00	91,906.24	92,000.00	99.9
	Total Interest Expenditures	92,490.64	.00	91,906.24	92,000.00	99.9
Capital Expenditures						
02-0100-7710	Capital Outlays	78,461.08	.00	7,712.25	750,000.00	1.0
02-0100-7720	Capital Projects	41,380.00	.00	41,801.16	38,957.00	107.3
02-0100-7730	Lease - Purchase Payments	300.00	.00	.00	.00	.0
02-0100-7750	Annual DebtPayment	47,334.38	.00	.00	46,750.00	.0
02-0100-7751	Capital Improvement Fund	.00	.00	.00	20,000.00	.0
	Total Capital Expenditures	167,475.46	.00	49,513.41	855,707.00	5.8
Transfers						
02-0100-7910	Interfund Operating Transfers	.00	.00	.00	6,675.00	.0
	Total Transfers	.00	.00	.00	6,675.00	.0
	Total Expenditures	957,737.10	60,840.12	903,651.06	1,857,999.00	48.6
	Dept - Excess/(Deficiency) of Revenues Over/(Under) Expenditures	40,297.62	(60,174.87)	99,409.65	1.00	9940965.0
	Fund - Excess/(Deficiency) of Revenues Over/(Under) Expenditures	40,297.62	(60,174.87)	99,409.65	1.00	9940965.0

Colorado City Metropolitan District
 Dept Summary - SEWER ENTERPRISE FUND
 For the 11 Months Ending November 30, 2019
 SEWER ENTERPRISE FUND

	Prior Year Actual	Monthly Actual	Current Year Actual	Budget	% Variance
--	-------------------	----------------	---------------------	--------	------------

SEWER:

Revenues
 Revenue and OFS

03-0100-4130	System Development Charges	44,000.00	.00	52,000.00	40,000.00	130.0
03-0100-4131	Tap Fees	9,900.00	.00	11,700.00	9,000.00	130.0
03-0100-4910	Miscellaneous Income	.00	.00	1,248.68	.00	.0
03-0100-5010	Grant Proceeds	.00	.00	180.48	.00	.0
03-0100-5110	Fees Billed	472,006.45	.00	528,309.54	584,000.00	90.5
03-0100-5200	Interest Income	181.79	.00	349.92	200.00	175.0
03-0100-5201	AOS Late Fees	.00	.00	.00	1,500.00	.0
03-0100-5601	AOS Fees	121,050.30	30.00	119,947.80	122,000.00	98.3
03-0100-5800	Insurance Proceeds	.00	.00	1,969.53	.00	.0
03-0100-5910	Interfund Transfers	6,987.50	.00	.00	.00	.0
	Total Revenue and OFS	654,126.04	30.00	715,705.95	756,700.00	94.6
	Total Revenues	654,126.04	30.00	715,705.95	756,700.00	94.6

Expenditures
 Personnel Cost
 Gross Payroll

03-0100-6110	Salaries	66,232.16	2,743.88	73,290.60	101,825.76	72.0
03-0100-6112	Hourly Wages	68,569.15	1,574.79	43,918.53	43,039.00	102.0
03-0100-6114	Seasonal Wages	10,861.78	.00	4,585.66	10,524.00	43.6
03-0100-6115	Overtime Pay	7,609.96	10.71	4,533.51	8,000.00	56.7
03-0100-6116	Double TimePay	317.04	.00	312.92	1,000.00	31.3
	Total Gross Payroll	153,590.09	4,329.38	126,641.22	164,388.76	77.0

All Taxes & Benefits

03-0100-6210	Payroll Taxes - FICA	9,384.87	263.15	7,724.21	9,162.00	84.3
03-0100-6211	Payroll Taxes - Medicare	2,191.49	61.52	1,805.87	2,143.00	84.3
03-0100-6212	Payroll Taxes - SUTA	759.87	12.97	379.27	443.00	85.6
03-0100-6310	Employee Benefits - Health Ins	46,420.60	2,445.73	43,932.63	47,943.00	91.6
03-0100-6311	Workman's Comp. Insurance	4,099.84	.00	7,889.21	8,528.00	92.5
03-0100-6312	Employee Benefits - Retirement	8,110.85	242.02	6,339.09	13,420.00	47.2
03-0100-6320	Training	297.50	.00	.00	500.00	.0
03-0100-6322	Travel and Lodging	234.35	.00	.00	.00	.0
03-0100-6323	Meals	13.29	.00	.00	.00	.0
	Total Payroll Taxes & Benefits	71,512.66	3,025.39	68,070.28	82,139.00	82.9
	Total Personnel Cost	225,102.75	7,354.77	194,711.50	246,527.76	79.0

O&M

03-0100-7110	Advertising	13.00	.00	64.50	250.00	25.8
03-0100-7111	Bad Debt Write-offs	46,225.03	.00	.00	.00	.0
03-0100-7120	Bank Fees and Other Penalties	4,780.90	.00	4,095.00	4,500.00	91.0
03-0100-7122	Outside Service Fees	128,939.86	3,851.91	63,400.64	56,000.00	113.2
03-0100-7124	Membership Dues	.00	.00	22.50	.00	.0
03-0100-7125	Taxes and Licenses	3,581.18	.00	3,336.85	2,500.00	133.5
03-0100-7141	Professional Fees - Legal	31,139.67	2,077.00	11,779.05	8,000.00	147.2
03-0100-7144	Insurance	14,929.11	.00	16,261.59	23,100.00	70.4
03-0100-7150	Operating Supplies	24,572.88	1,461.40	39,175.00	25,000.00	156.7
03-0100-7151	Fuels and Lubricants	11,041.55	631.97	9,057.60	12,000.00	75.5
03-0100-7154	Office Supplies	339.62	108.49	178.48	300.00	59.5
03-0100-7155	Janitorial Supplies	319.27	.00	.00	500.00	.0
03-0100-7184	Furn, Tools & Equipment Repairs	5,486.86	1,404.73	12,910.74	3,000.00	430.4

Colorado City Metropolitan District
 Dept Summary - SEWER ENTERPRISE FUND
 For the 11 Months Ending November 30, 2019

SEWER ENTERPRISE FUND

		Prior Year Actual	Monthly Actual	Current Year Actual	Budget	% Variance
03-0100-7186	Facilities Repairs/Maintenance	561.76	.00	1,197.25	2,500.00	47.9
03-0100-7190	Utilities -Electric	53,372.58	4,075.92	36,265.26	60,000.00	60.4
03-0100-7191	Utilities -Natural Gas	3,302.23	708.49	4,425.78	3,800.00	116.5
03-0100-7192	Utilities -Water	334.39	36.81	383.30	300.00	127.8
03-0100-7193	Utilities -Telephone	3,567.48	322.49	3,674.86	4,000.00	91.9
03-0100-7194	Utilities -Trash	1,280.00	112.50	1,237.50	1,415.00	87.5
	Total O&M	333,787.37	14,791.71	207,465.90	207,165.00	100.2
Interest Expenditures						
03-0100-7500	Interest Expense	30,803.25	.00	38,806.54	29,495.00	131.6
	Total Interest Expenditures	30,803.25	.00	38,806.54	29,495.00	131.6
Capital Expenditures						
03-0100-7710	Capital Outlays	83,830.63	.00	17,485.06	99,000.00	17.7
03-0100-7720	Capital Projects	.00	.00	19,287.12	17,600.00	109.6
03-0100-7721	Debt Payment Admin Fees	14,981.39	.00	895.00	15,028.00	6.0
03-0100-7730	Lease Purchase Payments	8,139.60	9,750.59	95,383.35	11,984.00	795.9
03-0100-7750	Annual Debt Payment	101,730.72	.00	93,377.60	102,000.00	91.6
03-0100-7751	Capital Improvement Fund	.00	.00	.00	22,400.00	.0
	Total Capital Expenditures	208,682.34	9,750.59	226,428.13	268,012.00	84.5
Transfers						
03-0100-7910	Interfund Operating Transfers	.00	.00	.00	6,675.00	.0
	Total Transfers	.00	.00	.00	6,675.00	.0
	Total Expenditures	798,375.71	31,897.07	667,412.07	757,874.76	88.1
	Dept - Excess/(Deficiency) of Revenues Over/(Under) Expenditures	(144,249.67)	(31,867.07)	48,293.88	(1,174.76)	4111.0
	Fund - Excess/(Deficiency) of Revenues Over/(Under) Expenditures	(144,249.67)	(31,867.07)	48,293.88	(1,174.76)	4111.0

Colorado City Metropolitan District
 Dept Summary - PROPERTY MANAGEMENT FUND
 For the 11 Months Ending November 30, 2019
 PROPERTY MANAGEMENT FUND

	Prior Year Actual	Monthly Actual	Current Year Actual	Budget	% Variance
--	-------------------	----------------	---------------------	--------	------------

DEPARTMENT 0000:
 Revenues
 Revenue and OFS
 05-0000-5700

Gain/Loss on Sale of Assets	.00	.00	.00	5,000.00	.0
<hr/>					
Total Revenue and OFS	.00	.00	.00	5,000.00	.0
<hr/>					
Total Revenues	.00	.00	.00	5,000.00	.0

Expenditures
 Personnel Cost
 Gross Payroll

Total Gross Payroll	.00	.00	.00	.00	.0
---------------------	-----	-----	-----	-----	----

Payroll Taxes & Benefits

Total Payroll Taxes & Benefits	.00	.00	.00	.00	.0
--------------------------------	-----	-----	-----	-----	----

Total Personnel Cost	.00	.00	.00	.00	.0
----------------------	-----	-----	-----	-----	----

O&M

Total O&M	.00	.00	.00	.00	.0
-----------	-----	-----	-----	-----	----

Interest Expenditures

Total Interest Expenditures	.00	.00	.00	.00	.0
-----------------------------	-----	-----	-----	-----	----

Expenditures

Total Capital Expenditures	.00	.00	.00	.00	.0
----------------------------	-----	-----	-----	-----	----

Transfers

Total Transfers	.00	.00	.00	.00	.0
-----------------	-----	-----	-----	-----	----

Total Expenditures	.00	.00	.00	.00	.0
--------------------	-----	-----	-----	-----	----

Dept - Excess/(Deficiency) of Revenues Over/(Under) Expenditures	.00	.00	.00	5,000.00	.0
--	-----	-----	-----	----------	----

Colorado City Metropolitan District
 Dept Summary - PROPERTY MANAGEMENT FUND
 For the 11 Months Ending November 30, 2019
 PROPERTY MANAGEMENT FUND

		Prior Year Actual	Monthly Actual	Current Year Actual	Budget	% Variance
PROPERTY MANAGEMENT FUND:						
Revenues						
Revenue and OFS						
05-0100-5700	Gain/Loss on Sale of Assets	7,000.00	.00	16,000.00	.00	.0
	Total Revenue and OFS	7,000.00	.00	16,000.00	.00	.0
	Total Revenues	7,000.00	.00	16,000.00	.00	.0
Expenditures						
Personnel Cost						
Gross Payroll						
	Total Gross Payroll	.00	.00	.00	.00	.0
Payroll Taxes & Benefits						
	Total Payroll Taxes & Benefits	.00	.00	.00	.00	.0
	Total Personnel Cost	.00	.00	.00	.00	.0
O&M						
05-0100-7010	Cost of LotSales	.00	.00	13,230.00	4,000.00	330.8
	Total O&M	.00	.00	13,230.00	4,000.00	330.8
Interest Expenditures						
	Total Interest Expenditures	.00	.00	.00	.00	.0
Capital Expenditures						
	Total Capital Expenditures	.00	.00	.00	.00	.0
Transfers						
	Total Transfers	.00	.00	.00	.00	.0
	Total Expenditures	.00	.00	13,230.00	4,000.00	330.8
	Dept - Excess/(Deficiency) of Revenues Over/(Under) Expenditures	7,000.00	.00	2,770.00	(4,000.00)	69.3
	Fund - Excess/(Deficiency) of Revenues Over/(Under) Expenditures	7,000.00	.00	2,770.00	1,000.00	277.0

Colorado City Metropolitan District
 Dept Summary - CASH HELD FOR LOTTERY - CTF
 For the 11 Months Ending November 30, 2019
 CASH HELD FOR LOTTERY - CTF

		Prior Year Actual	Monthly Actual	Current Year Actual	Budget	% Variance
HELD FOR LOTTERY:						
Revenues						
Revenue and OFS						
10-0000-5010	Grant Proceeds	8,607.16	17,000.00	27,716.87	34,000.00	81.5
10-0000-5200	Interest Income	3.26	.00	5.27	.00	.0
10-0000-7910	Interfund Operating Transfers	.00	.00	.00	34,000.00	.0
	Total Revenue and OFS	8,610.42	17,000.00	27,722.14	68,000.00	40.8
	Total Revenues	8,610.42	17,000.00	27,722.14	68,000.00	40.8
Expenditures						
Personnel Cost						
Gross Payroll						
	Total Gross Payroll	.00	.00	.00	.00	.0
Payroll Taxes & Benefits						
	Total Payroll Taxes & Benefits	.00	.00	.00	.00	.0
	Total Personnel Cost	.00	.00	.00	.00	.0
O&M						
	Total O&M	.00	.00	.00	.00	.0
Interest Expenditures						
	Total Interest Expenditures	.00	.00	.00	.00	.0
Capital Expenditures						
	Total Capital Expenditures	.00	.00	.00	.00	.0
Transfers						
	Total Transfers	.00	.00	.00	.00	.0
	Total Expenditures	.00	.00	.00	.00	.0
	Dept - Excess/(Deficiency) of Revenues Over/(Under) Expenditures	8,610.42	17,000.00	27,722.14	68,000.00	40.8
	Fund - Excess/(Deficiency) of Revenues Over/(Under) Expenditures	8,610.42	17,000.00	27,722.14	68,000.00	40.8

Colorado City Metropolitan District
 Dept Summary - CAPITAL IMPROVEMENTS FUND
 For the 11 Months Ending November 30, 2019

CAPITAL IMPROVEMENTS FUND

		Prior Year Actual	Monthly Actual	Current Year Actual	Budget	% Variance
Revenues						
Revenue and OFS						
16-0000-5011	Contributions	.00	.00	.00	22,400.00	.0
	Total Revenue and OFS	.00	.00	.00	22,400.00	.0
	Total Revenues	.00	.00	.00	22,400.00	.0
Expenditures						
Personnel Cost						
Gross Payroll						
	Total Gross Payroll	.00	.00	.00	.00	.0
Payroll Taxes & Benefits						
	Total Payroll Taxes & Benefits	.00	.00	.00	.00	.0
	Total Personnel Cost	.00	.00	.00	.00	.0
O&M						
	Total O&M	.00	.00	.00	.00	.0
Interest Expenditures						
	Total Interest Expenditures	.00	.00	.00	.00	.0
Capital Expenditures						
	Total Capital Expenditures	.00	.00	.00	.00	.0
Transfers						
	Total Transfers	.00	.00	.00	.00	.0
	Total Expenditures	.00	.00	.00	.00	.0
	Dept - Excess/(Deficiency) of Revenues Over/(Under) Expenditures	.00	.00	.00	22,400.00	.0
	Fund - Excess/(Deficiency) of Revenues Over/(Under) Expenditures	.00	.00	.00	22,400.00	.0

Colorado City Metropolitan District
 Dept Summary - CAPITAL IMPROVEMENT FUND-WATER
 For the 11 Months Ending November 30, 2019
 CAPITAL IMPROVEMENT FUND-WATER

		Prior Year Actual	Monthly Actual	Current Year Actual	Budget	% Variance
DEPARTMENT 0000:						
Revenues						
Revenue and OFS						
17-0000-5011	Contributions	.00	.00	.00	(20,000.00)	.0
	Total Revenue and OFS	.00	.00	.00	(20,000.00)	.0
	Total Revenues	.00	.00	.00	(20,000.00)	.0
Expenditures						
Personnel Cost						
Gross Payroll						
	Total Gross Payroll	.00	.00	.00	.00	.0
Payroll Taxes & Benefits						
	Total Payroll Taxes & Benefits	.00	.00	.00	.00	.0
	Total Personnel Cost	.00	.00	.00	.00	.0
O&M						
	Total O&M	.00	.00	.00	.00	.0
Interest Expenditures						
	Total Interest Expenditures	.00	.00	.00	.00	.0
Capital Expenditures						
17-0000-7710	Capital Outlays	.00	.00	.00	20,000.00	.0
	Total Capital Expenditures	.00	.00	.00	20,000.00	.0
Transfers						
	Total Transfers	.00	.00	.00	.00	.0
	Total Expenditures	.00	.00	.00	20,000.00	.0
	Dept - Excess/(Deficiency) of Revenues Over/(Under) Expenditures	.00	.00	.00	(40,000.00)	.0
	Fund - Excess/(Deficiency) of Revenues Over/(Under) Expenditures	.00	.00	.00	(40,000.00)	.0



November 26, 2019

2020 Budget Message

The Colorado City Metropolitan District is a statutory metropolitan district and political subdivision of the State of Colorado that encompasses an unincorporated area approximately twenty-five miles south of Pueblo. As part of its statutory obligations, the District provides water and sewer service and roads as well as recreation services via their golf course and parks and recreation department to constituents within the District's boundaries. Colorado City owns numerous water rights, a water diversion, storage, treatment and delivery system, and a sewage treatment plant, all of which are located within or near the District's boundaries.

The following budget is prepared on the modified accrual basis of accounting, which is consistent with the basis of accounting used in presenting the District's financial statements.

2020 Budget Strategy


The 2020 Colorado City Metropolitan District's budget, in addition to providing management control and planning, is a communication instrument for informing people of the District's policies, goals and strategies.

The budget for 2020 was developed through a series of special meetings of the District Manager, Finance Director, department heads, Budget Committee and the Board of Directors. There were two budget hearings open to the public. District employees, citizens of the District, and others provided input to the Board.

This budget incorporates very conservative revenue projections and a re-structured expenditure plan. The ability of the District to maintain, and increase, reserve levels while still promoting revenue growth in 2020 and beyond is the driving force behind this 2020 budget. Growth and expansion within the community and district must be monitored and embraced to ensure a more prosperous future. Resource conservation and renewal programs are being implemented to further protect the community's investments and promote a more responsible fiscal portfolio.

It is the overall goal of the 2020 Budget of the District to ensure that the Colorado City Metropolitan District can continue to deliver quality services and programs, invest in the future of the community, while sustaining a fiscally prudent budgetary framework.

Respectfully Submitted,



James P. Eccher, District Manager

Colorado City Metropolitan District

11/18/2019

General Fund Summary

(Includes Administration, Rec Ctr, Pool, Parks & Rec, Golf Course, Roads)

2020 Budget

Account

		Prior Year Actual 2018	10/31/2019 Current Year Actual 2020	Current Year Forecast Actual 2020	12/31/2019 Budget 2019	Budget 2020
4110	Property Taxes	353,339	348,366	360,223	366,555	396,555
4116	Specific Ownership Taxes	36,259	31,689	40,789	28,000	39,000
4120	Franchise Fees	16,071	16,547	20,768	15,000	15,000
4140	Excise Tax	86,881	20,504	20,862	25,000	18,000
45xx	Charges for Services, Equip. Dues, etc	417,362	465,509	442,356	465,659	516,900
4910	Miscellaneous	7,147	11,001	10,472	30,500	127,750
4920	Other Financing Sources	-	88,770	90,000	-	-
5010	Grant Proceeds	11,037	180	180	850,000	550,000
5200	Interest	3,926	6,074	5,798	3,000	4,500
5300	Donations	5,485	2,450	2,350	9,000	-
5300	Lease Revenue	9,733	10,800	10,800	-	32,400
5700	Gain/Loss on Sale of Assets	26,101	17,687	17,687	30,000	33,000
5800	Insurance Proceeds	1,956	-	-	-	-
5910	Interfund Oper Transfers - In	-	-	-	30,350	-
	Total Revenue and OFS:	975,298	1,019,577	1,022,286	1,853,064	1,733,105
6110	Salaries	234,261	183,904	224,829	214,974	211,219
6112	Hourly Wages	34,240	31,499	37,209	44,080	45,880
6114	Seasonal Wages	158,472	155,453	169,820	155,499	165,661
6115	Overtime Pay	-	129	500	2,000	2,000
6116	Double Time Pay	-	21	9	-	2,000
	Gross Payroll:	426,973	370,985	432,367	416,553	426,760
6210	Payroll Taxes--FICA	26,030	22,572	26,783	26,599	26,532
6211	Payroll Taxes-- Medicare	5,460	5,280	6,389	6,192	6,192
6212	Payroll Taxes--SUTA	1,786	1,113	1,203	1,281	1,284
6310	Employee Benefits -- Health Ins	61,790	63,800	69,633	71,822	59,755
6311	Workman's Comp Insurance	13,608	54,612	18,556	20,124	22,444
6312	Emp Benefits--Retirement	13,828	12,453	15,971	16,203	17,038
6313	Emp Benefits--Accrued Vac Pa	-	-	-	-	-
6314	Emp Benefits -- Accrued Sick P	-	-	-	-	-
6320	Training	1,351	1,115	2,535	2,800	1,800
6322	Travel & Lodging	1,102	1,440	1,440	3,800	3,000
6323	Meals	66	-	-	1,000	625
	Payroll Taxes & Benefits:	125,022	162,385	142,510	149,821	138,669
	Total Personnel Cost:	551,994	533,370	574,877	566,374	565,428
7010	Cost of Inventory Sold	2,206	5,067	5,067	2,200	2,000
7110	Advertising	2,886	2,166	2,025	5,900	3,400
7111	Bad Debt Write-offs	-	-	-	-	-
7112	Concessions Expense	-	2,298	879	-	2,400
7120	Bank Fees & Other Penalties	7,739	6,133	5,300	8,800	6,500
7121	Treasurer Fees	5,297	5,226	5,426	5,500	5,500
7122	Outside Service Fees	72,700	-	30,485	53,000	57,010
7125	Taxes & Licenses	2,614	2,729	2,729	2,250	3,470
7124	Membership Dues	5,793	4,115	4,115	6,790	5,550
7140	Professional Fees -- Accounting	29,192	630	28,630	30,000	30,000
7141	Professional Fees -- Legal	27,067	21,901	25,019	20,000	19,000
7143	Engineering Fees	-	-	-	-	1,200
7144	Insurance	34,965	16,010	23,668	34,100	35,230
7150	Operating Supplies	76,594	43,587	44,079	66,029	50,780
7151	Fuels & Lubricants	27,368	23,147	24,608	23,000	28,500
7154	Office Supplies	(2,992)	2,293	2,425	4,200	4,350
7155	Janitorial Supplies	3,137	3,525	306	3,200	4,100
7180	Restaurant Expenses	4,054	1,190	1,488	2,000	1,000
7184	Furn, Tools & Eq Repairs/Maint	12,822	17,011	18,553	22,005	19,000
7186	Facilities Repairs/Maintenance	1,698	6,226	4,134	10,700	10,700

7190	Utilities-- Electric	56,881	43,620	52,680	46,950	53,650
7191	Utilities-- Natural Gas	20,237	18,481	22,067	20,100	23,800
7192	Utilities --Water	11,020	14,143	14,271	10,983	12,400
7193	Utilities--Telephone	14,110	15,636	13,403	13,530	14,130
7194	Utilities--Trash	6,420	6,092	6,791	6,940	8,400
7200	Interest Expense	-	-	-	-	-
	Total O&M	421,807	261,226	338,148	398,177	402,070
7710	Capital Outlays	34,888	107,594	108,824	31,507	161,943
7720	Capital Projects	1,695	-	-	850,000	550,000
7730	Lease Purchase Payments	6,783	15,537	6,800	6,800	26,569
7750	Annual Debt Payment	-	-	-	-	-
	Depreciation	-	-	-	-	20,000
	Total Capital expenditures	43,366	123,132	115,624	888,307	758,512
7910	Interfund Oper Transfers -- Out	13,975	-	-	-	-
	Total Expenditures	1,031,143	917,728	1,028,649	1,852,858	1,726,010
	Excess (Deficiency) of Revenues					
	Over(Under) Expenditures	(55,844)	101,850	(6,363)	206	7,095
	Beginning Fund Balance - Unrestricted	(168,178)	-	(224,022)	(230,385)	(230,179)
	Ending Fund Balances - Unrestricted	(224,022)	-	(230,385)	(230,179)	(223,084)

Colorado City Metropolitan District
Administration
2020 Budget

11/18/2019

Account		12/31/2018 Prior Year Actual 2018	10/31/2019 Current Year Actual 2019	Current Year Forecast Actual 2019	Budget 2019	12/31/2019 Budget 2020
01-01-00						
01-0100-4110	Property Taxes	199,890	192,062	198,754	200,000	207,000
01-0100-4120	Franchise Fees	16,071	16,547	20,768	15,000	15,000
01-0100-4140	Excise Taxes	86,881	20,504	20,862	25,000	18,000
01-0100-4510	Charges for Services	9,600	8,025	9,600	9,600	9,600
01-0100-4520	CCAAC Fees	-	1,585	1,185	-	3,000
01-0100-4910	Miscellaneous Income	2,287	4,544	4,405	1,000	2,000
01-0100-5200	Interest	3,926	6,074	5,798	3,000	4,500
01-0100-5300	Donations	950	-	-	-	-
	Lease Revenue					12,000
01-0100-5700	Gain/Loss on Sale of Assets	600	9,000	9,000	2,000	6,000
01-0100-5800	Insurance Proceeds	1,956	-	-	-	-
01-0100-5910	Interfund Transfers	-	-	-	13,350	-
	Total Revenue and OFS:	322,162	258,341	270,372	268,950	277,100
01-0100-6110	Salaries	76,134	61,685	72,900	72,900	72,900
01-0100-6112	Hourly Wages	22,786	19,207	22,700	22,700	22,700
01-0100-6114	Seasonal Wages	-	-	-	-	-
01-0100-6115	Overtime Pay	-	-	-	-	-
	Gross Payroll:	98,920	80,891	95,600	95,600	95,600
01-0100-6210	Payroll Taxes - FICA	5,919	4,892	5,927	5,927	6,000
01-0100-6211	Payroll Taxes - Medicare	1,408	1,144	1,386	1,386	1,390
01-0100-6212	Payroll Taxes - SUTA	450	243	287	287	290
01-0100-6310	Employee Benefits - Health Ins	26,300	15,598	17,416	17,416	19,517
01-0100-6311	Workman's Comp. Insurance	2,486	7,365	7,365	6,136	8,000
01-0100-6312	Employee Benefits - Retirement	4,841	4,384	5,736	-	5,736
01-0100-6313	Employee Benefit - Accrued Com	-	-	-	-	-
01-0100-6314	Employee Benefit - Accrued Sic	-	-	-	-	-
01-0100-6320	Training	445	1,115	1,420	1,500	1,000
01-0100-6322	Travel and Lodging	1,102	1,440	1,440	3,800	3,000
01-0100-6323	Meals	28	-	-	1,000	625
	Payroll Taxes & Benefits:	42,979	36,181	40,977	37,452	45,558
	Total Personnel Cost:	141,899	117,073	136,577	133,052	141,158
01-0100-7010	Cost of Lot Sales	2,206	5,067	5,067	2,200	2,000
01-0100-7110	Advertising	1,060	234	234	1,500	750
01-0100-7120	Bank Charges	7,739	210	300	8,500	500
01-0100-7121	Treasurer Fees	5,297	5,226	5,426	5,500	5,500
01-0100-7122	Outside Service Fees	24,282	12,529	13,026	19,100	26,110
01-0100-7124	Membership Dues	4,689	3,570	3,570	4,990	5,000
01-0100-7125	Taxes and Licenses	335	450	450	250	1,000
01-0100-7140	Professional Fees - Accounting	29,192	630	28,630	30,000	30,000
01-0100-7141	Professional Fees - Legal	27,067	21,901	25,019	20,000	19,000
01-0100-7144	Insurance	6,044	4,269	4,269	6,600	7,500
01-0100-7150	Operating Supplies	7,407	2,585	2,749	6,500	5,500
01-0100-7151	Fuels & Lubricants	-	-	-	-	1,000
01-0100-7154	Office Supplies	(3,118)	2,144	2,309	4,000	4,000
01-0100-7155	Janitorial Supplies	6	137	50	200	500
01-0100-7184	Furn. Tools & Equipment Repairs	-	-	-	5	500
01-0100-7186	Facilities Repairs/Maintenance	295	44	-	1,000	1,500
01-0100-7190	Utilities - Electric	4,350	3,112	3,700	5,500	5,500
01-0100-7191	Utilities - Natural Gas	3,834	3,024	3,884	4,200	4,200
01-0100-7192	Utilities - Water	572	637	781	800	800

Colorado City Metropolitan District
Administration
2020 Budget

11/18/2019

Account		12/31/2018 Prior Year Actual 2018	10/31/2019 Current Year Actual 2019	Current Year Forecast Actual 2019	Budget 2019	12/31/2019 Budget 2020
01-01-00						
01-0100-7193	Utilities -Telephone	7,474	5,305	6,976	7,000	7,000
01-0100-7194	Utilities -Trash	600	500	550	700	700
01-0100-7200	Interest Expense	-	-	-	-	-
	Total O&M	129,330	71,574	106,990	128,545	128,560
01-0100-7710	Capital Outlays	4,124	600	600	1,500	2,500
01-0100-7720	Capital Projects	-	-	-	-	-
01-0100-7730	Lease - Purchase Payments	-	-	-	-	-
	Total Capital expenditures	4,124	600	600	1,500	6,500
TBD	Depreciation					4,000
01-0100-7910	Interfund Oper Transfers -- Out	13,975	-	-	-	-
	Total Expenditures	289,329	189,246	244,167	263,097	276,218
	Excess (Deficiency) of Revenues					
	Over(Under) Expenditures	32,834	69,095	26,206	5,853	882

PERSONNEL COSTS:

ADMIN 11-18-19

See Schedule

6322	TRAVEL & LODGING	3000
	Admin Conference, etc.	1000
		<u>4000</u>

OPERATING & MAINTENANCE:

7110	ADVERTISING	
	Legal notices	750
7120	BANK FEES	
	All accounts	500
7121	TREASURER'S FEES	
	Pueblo County Treasurer	5500
7122	OUTSIDE SERVICE FEES	
	Caselle Maintenance	3800
	Pueblo County Clerk & Recorder	3135
	Board Stipend	6000
	Copier Lease	2600
	Executech	1600
	CS Fixed Asset License	400
	Cleaning	1800
	Veraxis	445
	The Standard	1000
	Domain Renewal	100
	Other fees	5230
		<u>26110</u>
7124	MEMBERSHIP DUES	
	SDA Membership	2200
	Various Organizations	3350
		<u>5550</u>
7125	TAXES AND LICENSES	
	Business radio license, etc.	1000
7140	PROFESSIONAL FEES -- ACCOUNTING	
	Contract with GRD CPA - Auditor	30000
7141	PROFESSIONAL FEES -- LEGAL	
	Attorney fees	19000
7144	INSURANCE	
	Property & Liability - See schedule	7500
7150	OPERATING SUPPLIES	
	Postage, etc.	5500
7154	OFFICE SUPPLIES	
	Copy paper, pens, etc	4000
7155	JANITORIAL SUPPLIES	
	Cleaning supplies	500

7184	FURN., TOOLS, & EQ. REPAIRS/MAINT. Copier Maintenance	500
7186	FACILITIES REPAIRS/MAINTENANCE Floors, Lighting	1500
7190	UTILITIES -- ELECTRIC	5500
7191	UTILITIES -- Natural Gas	4200
7192	UTILITIES -- WATER	800
7193	UTILITIES --TELEPHONE	7000
7194	UTILITIES -- TRASH	700
7200	INTEREST EXPENSE	0
		<hr/> 130110

CAPITAL EXPENDITURES:

7710	CAPITAL OUTLAYS Desktop Computer(s)	2500
------	--	------

Colorado City Metropolitan District
Recreation Center
2020 Budget

11/18/2019

Account
01-02-03

		12/31/2018 Prior Year Actual 2018	10/31/2019 Current Year Actual 2019	Current Year Forecast Actual 2019	12/31/2019 Budget 2019	Budget 2020
01-0203-4110	Property Taxes	11,114	12,656	13,056	14,000	14,000
01-0203-4510	Charges for Services	-	675	675	800	800
01-0203-4910	Miscellaneous Income	92	127	127	0	0
01-0203-5300	Lease Revenue	-	1,800	3,000	0	7,200
01-0203-5910	Interfund Transfers	-	-	-	0	-
	Total Revenue and OFS:	11,206	15,259	16,858	14,800	22,000
01-0203-6110	Salaries	2,979	2,115	2,500	2,115	2,500
01-0203-6112	Hourly Wages	-	-	-	-	-
01-0203-6114	Seasonal Wages	-	-	-	-	-
01-0203-6115	Overtime Pay	-	-	-	-	-
	Gross Payroll:	2,979	2,115	2,500	2,115	2,500
01-0203-6210	Payroll Taxes - FICA	182	127	155	155	155
01-0203-6211	Payroll Taxes - Medicare	43	30	36	36	36
01-0203-6212	Payroll Taxes - SUTA	12	6	8	8	8
01-0203-6310	Employee Benefits - Health Ins	113	956	1,128	1,128	1,175
01-0203-6311	Workman's Comp. Insurance	-	-	-	-	-
01-0203-6312	Employee Benefits - Retirement	159	127	150	150	150
01-0203-6313	Employee Benefit - Accrued Com	-	-	-	-	-
01-0203-6314	Employee Benefit - Accrued Sic	-	-	-	-	-
	Payroll Taxes & Benefits:	509	1,245	1,477	1,477	-
	Total Personnel Cost:	3,488	3,361	3,977	3,592	4,024
01-0203-7122	Outside Service Fees	135	300	300	1,000	1,000
01-0203-7144	Insurance	3,123	2,358	2,358	3,700	3,700
01-0203-7150	Operating Supplies	22	129	129	50	200
01-0203-7154	Office Supplies	-	-	-	-	-
01-0203-7155	Janitorial Supplies	-	-	-	-	-
01-0203-7184	Furn, Tools & Equipment Repairs	-	-	-	-	-
01-0203-7186	Facilities Repairs/Maintenance	10	478	478	1,000	2,000
01-0203-7190	Utilities -Electric	1,632	1,293	1,604	1,750	1,850
01-0203-7191	Utilities -Natural Gas	1,713	1,596	2,016	1,900	2,100
01-0203-7192	Utilities -Water	1,382	1,116	1,416	1,101	1,200
01-0203-7193	Utilities -Telephone	-	-	-	-	600
01-0203-7194	Utilities -Trash	-	-	-	-	100
	Total O&M	8,017	7,271	8,302	10,501	12,750
01-0203-7710	Capital Outlays	-	-	-	322	5,226
01-0203-7720	Capital Projects	-	-	-	-	-
01-0203-7730	Lease Purchase Payments	-	-	-	-	-
	Total Capital expenditures	-	-	-	322	5,226
7910	Interfund Oper Transfers -- Out	-	-	-	-	-
	Total Expenditures	11,505	10,631	12,278	14,415	22,000
	Excess (Deficiency) of Revenues Over(Under) Expenditures	(299)	4,627	4,580	385	-

PERSONNEL COSTS:

REC CENTER 11-18-19

See Schedule

OPERATING & MAINTENANCE:

7122	OUTSIDE SERVICE FEES	1000
7144	INSURANCE Property & Liability	3700
7150	OPERATING SUPPLIES	200
7154	OFFICE SUPPLIES	0
7155	JANITORIAL SUPPLIES Cleaning supplies	0
7184	FURN, TOOLS, EQ. REPAIRS/MAINT.	0
7186	FACILITIES REPAIRS/MAINTENANCE Misc. repairs	2000
7190	UTILITIES -- ELECTRIC	1850
7191	UTILITIES -- NATURAL GAS	2100
7192	UTILITIES -- WATER	1200
7193	UTILITIES -- TELEPHONE	300
		<u>12350</u>

CAPITAL EXPENDITURES:

7710	CAPITAL OUTLAYS	5226
7720	CAPITAL PROJECTS	0
		<u>5226</u>

**Colorado City Metropolitan District
Parks & Recreation
2020 Budget**

11/18/2019

Account 01-02-08		12/31/2018 Prior Year Actual 2018	10/31/2019 Current Year Actual 2019	Current Year Forecast Actual 2019	12/31/2019 Budget 2019	Budget 2020
01-0208-4110	Property Taxes	85,392	82,677	85,530	90,000	99,000
01-0208-4120	Franchise Fees	-	-	-	-	-
01-0208-4510	Charges for Services	25,600	53,118	54,041	20,000	53,000
01-0208-4514	Charge for Signs	1,125	-	-	3,650	1,500
01-0208-4910	Miscellaneous Income	108	788	790	-	750
01-0208-5010	Grant Proceeds	11,037	180	180	850,000	550,000
01-0308-4510	Basketball Fees	5,950	2,160	2,160	4,000	4,000
01-0408-4510	Baseball Fees	3,761	4,865	4,865	6,000	4,500
01-0408-4511	Softball Fees	1,500	2,225	2,225	-	2,000
01-0508-4510	Recycling Fees	6,220	4,792	4,971	5,000	4,000
01-0608-4510	Soccer Fees	4,297	6,180	4,770	4,000	4,500
01-0708-4510	Volleyball Fees	1,470	1,010	500	2,000	500
01-0308-4515	Concessions-Basketball	-	1,674	1,674	-	1,600
01-XXXX-5300	Donations	4,535	2,450	2,350	9,000	-
01-0208-5910	Interfund Transfers	-	-	-	17,000	-
	Total Revenue and OFS:	150,995	162,120	164,056	1,010,650	725,350
01-0208-6110	Salaries	35,627	21,154	25,000	25,000	25,000
01-0208-6112	Hourly Wages	6,889	5,676	6,708	6,708	6,708
01-XXXX-6114	Seasonal Wages	20,179	27,860	30,136	26,199	30,895
01-0208-6115	Overtime Pay	-	-	-	-	-
	Gross Payroll:	62,694	54,690	61,844	57,907	62,603
01-XXXX-6210	Payroll Taxes - FICA	3,833	3,325	3,834	3,683	3,881
01-XXXX-6211	Payroll Taxes - Medicare	896	778	897	861	908
01-XXXX-6212	Payroll Taxes - SUTA	250	164	91	178	188
01-0208-6310	Employee Benefits - Health Ins	4,599	12,430	14,661	14,661	13,531
01-0208-6311	Workman's Comp. Insurance	5,831	3,519	3,519	4,472	4,606
01-0208-6312	Employee Benefits - Retirement	2,308	1,610	1,902	1,902	1,902
01-0208-6320	Training	-	-	-	500	-
01-0208-6322	Travel and Lodging	-	-	-	-	-
01-0208-6323	Meals	38	-	-	-	-
	Payroll Taxes & Benefits:	17,754	21,826	24,904	26,257	25,015
	Total Personnel Cost:	80,449	76,516	86,748	84,164	87,618
01-0208-7110	Advertising	35	-	-	400	500
01-XXXX-7112	Concessions Expense	-	879	879	-	900
01-0208-7122	Outside Service Fees	8,895	2,614	3,493	4,000	10,000
01-0208-7125	Taxes and Licenses	270	270	270	-	270
01-0208-7144	Insurance	9,001	6,102	6,102	6,000	7,500
01-XXXX-7150	Operating Supplies	13,912	17,771	17,771	13,000	10,580
01-0208-7151	Fuels and Lubricants	4,187	2,408	2,500	2,500	4,500
01-0208-7154	Office Supplies	126	149	116	100	250
01-0208-7155	Janitorial Supplies	929	1,020	1,020	1,100	1,300
01-0208-7184	Furn, Tools & Equipment Repairs	2,128	1,157	1,157	3,500	2,000
01-0208-7186	Facilities Repairs/Maintenance	434	2,423	2,317	2,200	2,200
01-0208-7190	Utilities -Electric	6,743	13,029	15,229	11,000	13,000
01-0208-7191	Utilities -Natural Gas	1,198	1,667	2,520	1,000	3,000
01-0208-7192	Utilities -Water	1,872	1,912	2,370	1,500	1,900
01-0208-7193	Utilities -Telephone	1,864	1,567	1,976	2,500	2,000
01-0208-7194	Utilities -Trash	1,680	1,727	2,126	2,000	3,600
	Total O&M	53,275	54,693	59,846	50,800	63,500

**Colorado City Metropolitan District
Parks & Recreation
2020 Budget**

11/18/2019

Account 01-02-08		12/31/2018 Prior Year Actual 2018	10/31/2019 Current Year Actual 2019	Current Year Forecast Actual 2019	12/31/2019 Budget 2019	Budget 2020
01-0208-7710	Capital Outlays	17,668	14,670	14,670	25,685	15,000
01-0208-7720	Capital Projects	1,695	-	-	850,000	550,000
01-0208-7730	Lease Purchase Payments	-	-	-	-	-
	TBD Depreciation	-	-	-	-	9,000
	Total Capital expenditures	19,363	14,670	14,670	875,685	574,000
01-0208-7910	Interfund Transfers	-	-	-	-	-
01-0208-7720	Capital Projects	-	-	-	850,000	-
	Total Expenditures	153,087	145,880	161,264	1,010,649	725,118
	Excess (Deficiency) of Revenues					
	Over(Under) Expenditures	(2,092)	16,240	2,792	1	232

**Colorado City Metropolitan District
Swimming Pool
2020 Budget**

11/18/2019

Account
01-02-07

		12/31/2018 Prior Year Actual 2018	10/31/2019 Current Year Actual 2019	Current Year Forecast Actual 2019	12/31/2019 Budget 2019	Budget 2020
01-0207-4110	Property Taxes	56,942	60,970	62,883	62,555	65,555
01-0207-4510	Open Swim	5,467	5,306	5,306	6,000	6,000
01-0207-4511	Swim Lessons	5,986	7,070	7,070	7,000	7,000
01-0207-4513	Water Aerobics	212	621	621	700	700
01-0207-4515	Concessions - Pool	-	3,662	3,662	-	3,500
01-0207-4910	Miscellaneous Income	2,450	3,110	3,110	2,500	2,500
01-0207-5910	Interfund Transfers	-	-	-	-	-
	Total Revenue and OFS:	71,056	80,739	82,652	78,755	85,255
01-0207-6110	Salaries	20,734	10,577	12,500	12,500	12,500
01-0207-6112	Hourly Wages	-	-	-	-	-
01-0207-6114	Seasonal Wages	24,873	23,589	23,417	23,000	24,955
	Gross Payroll:	45,607	34,166	35,917	35,500	37,455
01-0207-6210	Payroll Taxes - FICA	2,810	2,095	2,227	2,633	2,322
01-0207-6211	Payroll Taxes - Medicare	6	490	521	587	543
01-0207-6212	Payroll Taxes - SUTA	194	103	108	122	112
01-0207-6310	Employee Benefits - Health Ins	792	4,779	5,639	5,639	5,208
01-0207-6311	Workman's Comp. Insurance	-	-	-	-	-
01-0207-6312	Employee Benefits - Retirement	1,111	635	750	1,050	1,100
01-0207-6313	Employee Benefit - Accrued Com	-	-	-	-	-
01-0207-6314	Employee Benefit - Accrued Sic	-	-	-	-	-
01-0207-6320	Training	906	1,115	1,115	800	800
01-0207-6322	Travel and Lodging	-	-	-	-	-
01-0207-6323	Meals	-	-	-	-	-
	Payroll Taxes & Benefits:	5,820	9,216	10,359	10,831	10,086
	Total Personnel Cost:	51,427	43,382	46,276	46,331	47,541
01-0207-7110	Advertising	150	150	150	500	150
01-0207-7112	Concessions Expense	-	1,419	1,419	-	1,500
01-0207-7122	Outside Service Fees	4,198	3,138	3,138	5,100	5,100
01-0207-7144	Insurance	3,477	2,553	2,553	2,800	3,200
01-0207-7150	Operating Supplies	2,640	2,571	2,800	5,075	3,500
01-0207-7154	Office Supplies	-	-	-	100	100
01-0207-7155	Janitorial Supplies	230	450	450	400	400
01-0207-7184	Furn, Tools & Equipment Repairs	-	-	-	500	500
01-0207-7186	Facilities Repairs/Maintenance	593	690	690	2,500	2,500
01-0207-7190	Utilities -Electric	501	4,755	5,065	5,000	5,000
01-0207-7191	Utilities -Natural Gas	3,264	3,438	3,538	3,000	4,000
01-0207-7192	Utilities -Water	2,338	2,989	2,989	3,000	3,000
01-0207-7193	Utilities -Telephone	190	8	10	330	330
01-0207-7194	Utilities -Trash	-	-	-	100	100
	Total O&M	17,580	22,161	22,802	28,405	29,380
01-0207-7710	Capital Outlays	-	2,800	2,800	4,000	6,500
01-0207-7720	Capital Projects	-	-	-	-	-
01-0207-7730	Lease Purchase Payments	-	-	-	-	-
	Total Capital expenditures	-	2,800	2,800	4,000	6,500

Colorado City Metropolitan District
Swimming Pool
2020 Budget

11/18/2019

Account
 01-02-07

	12/31/2018 Prior Year Actual 2018	10/31/2019 Current Year Actual 2019	Current Year Forecast Actual 2019	12/31/2019 Budget 2019	Budget 2020
Total Expenditures	69,008	68,342	71,878	78,736	83,421
Excess (Deficiency) of Revenues Over(Under) Expenditures	2,048	12,396	10,774	19	1,834

PERSONNEL COSTS:

POOL 11-18-19

See Schedule

OPERATING & MAINTENANCE:

7110	ADVERTISING Employment	150
7122	OUTSIDE SERVICE FEES Pool technicians, electricians	5100
7144	INSURANCE Property & Liability	3200
7150	OPERATING SUPPLIES Pool chemicals & supplies	3500
7154	OFFICE SUPPLIES	100
7155	JANITORIAL SUPPLIES Cleaning supplies, disinfectants	400
7184	FURN., TOOLS, & EQ. REPAIRS/MAINT.	500
7186	FACILITIES REPAIRS/MAINTENANCE Paint, parts, elec, etc.	2500
7190	UTILITIES -- ELECTRIC	5000
7191	UTILITIES -- Natural Gas	4000
7192	UTILITIES -- WATER	3000
7193	UTILITIES --TELEPHONE	330
7194	UTILITIES -- TRASH	100
7200	INTEREST EXPENSE	<u>0</u>
		27880

CAPITAL EXPENDITURES:

7710	CAPITAL OUTLAYS	6500
7720	CAPITAL PROJECTS	<u>0</u>
		6500

PERSONNEL COSTS:

PARKS 11-18-19

See Schedule

OPERATING & MAINTENANCE:

7110	ADVERTISING	500
7122	OUTSIDE SERVICE FEES Weed control services, mechanic, etc.	10000
7144	INSURANCE Property & Liability	7500
7150	OPERATING SUPPLIES Sprinklers	10580
7151	FUELS & LUBRICANTS Gas, Diesel, & Oil	4500
7154	OFFICE SUPPLIES Copy paper, pens, etc.	250
7155	JANITORIAL SUPPLIES Cleaning supplies, disinfectants	1300
7184	FURN., TOOLS, & EQ. REPAIRS/MAINT. Misc. projects	2000
7186	FACILITIES REPAIRS/MAINTENANCE Misc. projects	2200
7190	UTILITIES -- ELECTRIC	13000
7191	UTILITIES -- Natural Gas	3000
7192	UTILITIES -- WATER	1900
7193	UTILITIES --TELEPHONE	2000
7194	UTILITIES -- TRASH	3600
		<u>62330</u>

CAPITAL EXPENDITURES:

7710	CAPITAL OUTLAYS Mower	15000
7720	CAPITAL PROJECTS LPOC Grant	550000
		<u>550000</u>

Colorado City Metropolitan District

Golf Course Summary

2020 Budget

11/18/2019

		Prior Year Actual 2018	10/31/2019 Current Year Actual 2019	Current Year Forecast Actual 2019	Budget 2019	Budget 2020
01 40-00						
4510	Green Fees and Range Fees	175,606	182,553	181,891	199,709	210,000
4512	Cart Rentals	138,953	137,759	113,710	158,200	155,000
4520	Memberships	31,615	42,230	42,430	39,000	40,000
4910	Miscellaneous & Rent	184	392	-	17,000	120,000
5200	Interest	-	-	-	-	-
5300	Lease Revenue	9,733	9,000	10,000	10,000	13,200
5700	Gain/Loss on Sale of Assets	-	-	-	4,000	-
5910	Interfund Transfers	-	-	-	-	-
	Total Revenue and OFS:	355,723	371,150	348,031	427,909	538,200
6110	Salaries	98,787	88,373	111,929	102,074	92,319
6112	Hourly Wages	4,489	3,870	4,541	4,472	4,472
6114	Seasonal Wages	113,420	104,004	116,267	106,300	109,811
6115	Overtime Pay	-	-	-	-	-
	Gross Payroll:	216,696	196,248	232,737	212,846	206,602
6210	PayrollTaxes--FICA	13,286	11,967	14,430	13,445	12,809
6211	PayrollTaxes-- Medicare	3,107	2,799	3,375	3,144	2,996
6212	PayrollTaxes--SUTA	879	589	698	651	620
6310	Employee Benefits -- Health Ins	29,986	28,320	29,887	30,949	16,369
6311	Workman's Comp Insurance	5,291	7,672	7,672	9,516	9,801
6312	Emp Benefits--Retirement	5,409	5,534	6,701	6,633	7,070
6313	Emp Benefits--Accrued Vac Pa	-	-	-	-	-
6314	Emp Benefits -- Accrued Sick P	-	-	-	-	-
6320	Training	-	-	-	-	-
6322	Travel & Lodging	-	-	-	-	-
6323	Meals	-	-	-	-	-
	Payroll Taxes & Benefits:	57,959	56,882	62,762	64,338	49,665
	Total Personnel Cost:	274,655	253,130	295,499	281,184	256,266
7110	Advertising	1,641	1,782	1,641	3,500	2,000
7120	Bank Fees & Bad Debt	-	5,923	5,000	300	6,000
7122	Outside Service Fees	16,838	6,448	7,153	8,800	9,800
7124	Membership Dues	1,104	545	545	1,200	550
7125	Taxes and Licenses	-	-	-	-	-
7141	Professional Fees - Legal	-	-	-	-	-
7143	Professional Fees - Engineering	-	-	-	-	-
7144	Insurance	12,799	10,016	10,015	15,900	12,000
7150	Operating Supplies	50,458	19,944	19,944	35,340	27,000
7151	Fuels & Lubricants	16,568	17,700	18,108	18,600	17,000
7154	Office Supplies	-	-	-	-	-
7155	Janitorial Supplies	1,972	1,918	1,496	1,500	1,900
7180	Restaurant Expenses	4,054	1,190	1,488	2,000	1,000
7184	Furn, Tools & Eq Repairs/Maint	9,966	13,703	14,896	13,000	13,000
7186	Facilities Repairs/Maintenance	366	2,591	649	3,000	2,500
7190	Utilities-- Electric	32,282	13,472	17,353	14,700	16,300
7191	Utilities-- Natural Gas	10,229	8,757	10,109	10,300	10,500
7192	Utilities --Water	4,856	5,102	6,715	4,582	5,500
7193	Utilities--Telephone	4,582	3,646	4,441	4,700	4,200
7194	Utilities--Trash	4,140	3,865	4,115	4,200	3,900
7200	Interest Expense	-	-	-	-	-
	Total O&M	171,855	116,601	123,668	141,622	133,150

7710	Capital Outlays	13,095	754	754	-	130,800
7720	Capital Projects	-	-	-	-	-
7730	Lease Purchase Payments	6,783	5,653	6,800	6,800	6,800
7750	Annual Debt Payment	-	-	-	-	-
	Depreciation					11,000
	Total Capital expenditures	19,879	6,407	7,554	6,800	148,600
7910	Interfund Oper Transfers -- Out	-	-	-	-	-
Total Expenditures		466,389	376,138	426,721	429,606	538,016
Excess (Deficiency) of Revenues						
Over(Under) Expenditures		(110,666)	(4,989)	(78,690)	(1,697)	184

Colorado City Metropolitan District

Golf Course Pro Shop
2020 Budget

11/18/2019

		12/31/2018 Prior Year Actual 2018	11/30/2019 Current Year Actual 2019	Current Year Forecast Actual 2019	12/31/2019 Budget 2019	Budget 2020
01 40-00						
01-4000-4510	Green Fees	175,606	182,553	181,891	199,709	210,000
01-4000-4512	Golf Cart Rental Fees	138,953	137,759	113,710	158,200	155,000
01-4000-4520	MembershipDues	31,615	42,230	42,430	39,000	40,000
01-4000-4910	Miscellaneous Income	184	456	-	17,000	120,000
01-4000-5200	Interest	-	-	-	-	-
01-4000-5300	Lease Revenue	9,733	9,000	10,000	10,000	13,200
01-4000-5700	Gain/Loss on Sale of Assets	-	-	-	4,000	-
01-4000-5910	Interfund Transfers	-	-	-	-	-
	Total Revenue and OFS:	355,723	371,086	348,031	427,909	538,200
01-4000-6110	Salaries	52,274	46,066	58,083	52,074	42,319
01-4000-6112	Hourly Wages	2,245	1,978	2,442	2,236	2,236
01-4000-6114	Seasonal Wages	38,928	37,782	47,186	41,300	44,811
01-4000-6115	Overtime Pay	-	-	-	-	-
	Gross Payroll:	93,447	85,825	107,711	95,610	89,366
01-4000-6210	Payroll Taxes - FICA	5,681	5,221	6,678	5,928	5,541
01-4000-6211	Payroll Taxes - Medicare	1,329	1,221	1,562	1,386	1,296
01-4000-6212	Payroll Taxes - SUTA	430	258	323	287	268
01-4000-6310	Employee Benefits - Health Ins	22,771	20,888	22,629	22,555	8,007
01-4000-6311	Workman's Comp. Insurance	4,709	3,228	3,228	4,004	4,124
01-4000-6312	Employee Benefits - Retirement	3,259	2,883	3,611	3,259	3,170
01-4000-6313	Employee Benefit - Accrued Com	-	-	-	-	-
01-4000-6314	Employee Benefit - Accrued Sic	-	-	-	-	-
01-4000-6320	Training	-	-	-	-	-
01-4000-6322	Travel andLodging	-	-	-	-	-
	Payroll Taxes & Benefits:	38,179	33,698	38,031	37,419	22,405
	Total Personnel Cost:	131,626	119,523	145,742	133,029	111,771
01-4000-7110	Advertising	1,641	1,782	1,641	3,500	2,000
01-4000-7120	Bank Fees and Other Penalties	-	5,923	5,000	300	6,000
01-4000-7122	Outside Service Fees	7,953	260	260	2,500	1,500
01-4000-7124	MembershipDues	559	-	-	1,000	300
01-4000-7144	Insurance	9,569	8,725	8,725	12,000	10,000
01-4000-7150	Operating Supplies	2,049	439	439	2,000	2,000
01-4000-7151	Fuels and Lubricants	7,051	6,925	8,308	6,500	7,000
01-4000-7154	Office Supplies	-	-	-	-	-
01-4000-7155	JanitorialSupplies	1,965	1,918	1,496	1,500	1,500
01-4000-7180	RestaurantExpenses	4,054	1,190	1,488	2,000	1,000
01-4000-7184	Furn, Tools& Equipment Repairs	2,369	2,659	2,353	3,000	-
01-4000-7186	FacilitiesRepairs/Maintenance	366	1,849	-	3,000	1,500
01-4000-7190	Utilities -Electric	11,820	10,781	14,081	11,000	13,000
01-4000-7191	Utilities -Natural Gas	7,450	6,635	7,327	7,000	7,500
01-4000-7192	Utilities -Water	4,531	4,673	6,193	3,982	5,000
01-4000-7193	Utilities -Telephone	2,672	2,166	2,799	2,500	2,500
01-4000-7194	Utilities -Trash	3,180	3,015	3,180	3,300	3,300
	Total O&M	67,229	58,939	63,289	65,082	64,100
01-4000-7710	Capital Outlays	13,095	754	754	-	120,000
01-4000-7720	Capital Projects	-	-	-	-	-
01-4000-7730	Lease Purchase Payments	-	-	-	-	-
	Depreciation	-	-	-	-	7,000
	Total Expenditures	13,095	754	754	198,111	127,000

Colorado City Metropolitan District
Golf Course Pro Shop
2020 Budget

11/18/2019

		12/31/2018 Prior Year Actual 2018	11/30/2019 Current Year Actual 2019	Current Year Forecast Actual 2019	12/31/2019 Budget 2019	Budget 2020
01 40-00						
7910	Interfund Oper Transfers -- Out	-	-	-	-	
	Total Expenditures	211,950	179,217	209,784	198,111	302,871
	Excess (Deficiency) of Revenues Over(Under) Expenditures	143,773	191,868.91	138,247	229,798	235,329

PERSONNEL COSTS:

See Schedule

OPERATING & MAINTENANCE:

7110	ADVERTISING Magazine, newspaper, etc.	2000
7120	BANK FEES & OTHER PENALTIES Credit Card Fees	6000
7122	OUTSIDE SERVICE FEES	1500
7124	MEMBERSHIP DUES PGA	300
7144	INSURANCE Property & Liability - See schedule	10000
7150	OPERATING SUPPLIES Flags, ball washer towels, etc.	2000
7151	FUELS & LUBRICANTS Gas, Oil	7000
7155	JANITORIAL SUPPLIES Cleaning supplies, disinfectants	1500
7180	RESTAURANT EXPENSES Costs to maintain restaurant premises	1000
7184	FURN., TOOLS, & EQ. REPAIRS/MAINT.	0
7186	FACILITIES REPAIRS/MAINTENANCE Paint, tar, etc.	1500
7190	UTILITIES -- ELECTRIC	13000
7191	UTILITIES -- Natural Gas	7500
7192	UTILITIES -- WATER	5000
7193	UTILITIES --TELEPHONE	2500
7194	UTILITIES -- TRASH Plus port-a-lets	3300
		<u>64100</u>

CAPITAL EXPENDITURES:

7710	CAPITAL OUTLAYS	0
7720	CAPITAL PROJECTS CTF Fund Request	120000
7730	LEASE PAYMENTS	<u>0</u>
		<u>120000</u>

Colorado City Metropolitan District
Golf Course Maintenance
2020 Budget

11/18/2019

		12/31/2018 Prior Year Actual 2018	10/31/2019 Current Year Actual 2019	Current Year Forecast Actual 2019	12/31/2019 Budget 2019	Budget 2020
01 40-01						
01-4001-4510	Green Fees and Range Fees	0	0	0	0	0
01-4001-4512	Cart Rentals	0	0	0	0	0
01-4001-4520	Memberships	0	0	0	0	0
01-4001-4910	Miscellaneous & Rent	0	64	0	0	0
01-4001-5200	Interest	0	0	0	0	0
01-4001-5700	Gain/Loss on Sale of Assets	0	0	0	0	0
01-4001-5910	Interfund Transfers	0	0	0	0	0
	Total Revenue and OFS:	-	64	-	-	-
01-4001-6110	Salaries	46,513	42,308	53,846	50,000	50,000
01-4001-6112	Hourly Wages	2,245	1,892	2,098	2,236	2,236
01-4001-6114	Seasonal Wages	74,492	66,223	69,082	65,000	65,000
01-4001-6115	Overtime Pay	-	-	-	-	-
	Gross Payroll:	123,250	110,422	125,026	121,236	117,236
01-4001-6210	Payroll Taxes--FICA	7,605	6,747	7,752	7,517	7,269
01-4001-6211	Payroll Taxes-- Medicare	1,779	1,578	1,813	1,758	1,700
01-4001-6212	Payroll Taxes--SUTA	449	331	375	364	352
01-4001-6310	Employee Benefits -- Health Ins	7,215	7,432	7,258	8,394	8,362
01-4001-6311	Workman's Comp Insurance	582	4,444	4,444	5,512	5,677
01-4001-6312	Emp Benefits--Retirement	2,150	2,652	3,090	3,374	3,900
01-4001-6313	Emp Benefits--Accrued Vac Pa	-	-	-	-	-
01-4001-6314	Emp Benefits -- Accrued Sick P	-	-	-	-	-
01-4001-6320	Training	-	-	-	-	-
01-4001-6322	Travel & Lodging	-	-	-	-	-
01-4001-6323	Meals	-	-	-	-	-
	Payroll Taxes & Benefits:	19,780	23,184	24,732	26,919	27,260
	Total Personnel Cost:	143,030	133,606	149,758	148,155	144,496
01-4001-7110	Advertising	-	-	-	-	-
01-4001-7120	Bank Fees and Other Penalties	-	-	-	-	-
01-4001-7122	Outside Service Fees	8,885	6,188	6,893	6,300	8,300
01-4001-7124	Membership Dues	545	545	545	200	250
01-4001-7144	Insurance	3,230	1,290	1,290	3,900	2,000
01-4001-7150	Operating Supplies	48,409	19,505	19,505	33,340	25,000
01-4001-7151	Fuels and Lubricants	9,517	10,775	9,800	12,100	10,000
01-4001-7155	Janitorial Supplies	7	-	-	-	400
01-4001-7184	Furn, Tools & Equipment Repairs	7,597	11,043	12,543	10,000	13,000
01-4001-7186	Facilities Repairs/Maintenance	-	742	649	-	1,000
01-4001-7190	Utilities -Electric	20,461	2,691	3,272	3,700	3,300
01-4001-7191	Utilities -Natural Gas	2,779	2,122	2,782	3,300	3,000
01-4001-7192	Utilities -Water	326	429	522	600	500
01-4001-7193	Utilities -Telephone	1,910	1,480	1,642	2,200	1,700
01-4001-7194	Utilities -Trash	960	850	935	900	600
	Total O&M	104,625	57,662	60,379	76,540	69,050

Colorado City Metropolitan District
Golf Course Maintenance
2020 Budget

11/18/2019

		12/31/2018 Prior Year Actual 2018	10/31/2019 Current Year Actual 2019	Current Year Forecast Actual 2019	12/31/2019 Budget 2019	Budget 2020
01 40-01						
01-4001-7710	Capital Outlays	-	-	-	-	10,800
01-4001-7720	Capital Projects	-	-	-	-	-
01-4001-7730	Lease - Purchase Payments	6,783	5,653	6,800	6,800	6,800
01-4001-7750	Annual DebtPayment	-	-	-	-	-
	Depreciation					4,000
	Total Capital Expenditures	6,783	5,653	6,800	6,800	21,600
7910	Interfund Oper Transfers -- Out	-	-	-	-	-
	Total Expenditures	254,439	196,921	216,937	229,798	235,146

PERSONNEL COSTS:

See Schedule

OPERATING & MAINTENANCE:

7110	ADVERTISING	0
7122	OUTSIDE SERVICE FEES Weed Control	8300
7124	MEMBERSHIP DUES	250
7144	INSURANCE Property & Liability	2000
7150	OPERATING SUPPLIES Chemicals , Fertilizer	25000
7151	FUELS AND LUBRICANTS Gas, Diesel, Oil	10000
7155	JANITORIAL SUPPLIES	400
7184	FURN., TOOLS, & EQ. REPAIRS/MAINT. Bearings, seals, hoses, tires, etc.	13000
7186	FACILITIES REPAIRS/MAINTENANCE Paint, tar, etc.	1000
7190	UTILITIES--ELECTRIC	3300
7191	UTILITIES--Natural Gas	3000
7192	UTILITIES--WATER	500
7193	UTILITIES--TELEPHONE	1700
7194	UTILITIES--TRASH	600
7200	INTEREST	0
		<u>69050</u>

CAPITAL EXPENDITURES:

7710	CAPITAL OUTLAYS Mower	10800
7720	CAPITAL PROJECTS	0
7730	Annual Lease Purchase Payments Mowers	6800
		<u>17600</u>

**Colorado City Metropolitan District
Roads
2020 Budget**

11/18/2019

Account 01-60-00		12/31/2018 Prior Year Actual 2018	10/31/2019 Current Year Actual 2019	Current Year Forecast Actual 2019	12/31/2019 Budget 2019	Budget 2020
01-6000-4110	Property Taxes	-	-	-	-	11,000
01-6000-4116	Specific Ownership Taxes	36,259	31,689	40,789	28,000	39,000
01-6000-4515	Roads Revenue	-	1,000	1,000	-	5,700
01-6000-4910	Miscellaneous Income	2,394	2,040	2,040	-	2,500
01-6000-4920	Other Financing Sources	-	88,770	90,000	-	-
01-6000-5700	Gain/Loss on Sale of Assets	25,501	8,687	8,687	28,000	27,000
	Total Revenue and OFS:	64,154	132,187	142,516	56,000	85,200
01-6000-6110	Salaries	-	-	-	-	6,000
01-6000-6112	Hourly Wages	76	2,746	3,260	10,200	12,000
01-6000-6114	Seasonal Wages	-	-	-	-	-
01-6000-6115	Overtime Pay	-	129	500	2,000	2,000
01-6000-6116	Double Time Pay	-	21	9	-	2,000
	Gross Payroll:	76	2,896	3,769	12,200	22,000
01-6000-6210	Payroll Taxes - FICA	-	166	210	756	1,364
01-6000-6211	Payroll Taxes - Medicare	-	39	55	177	319
01-6000-6212	Payroll Taxes - SUTA	-	9	11	37	66
01-6000-6310	Employee Benefits - Health Ins	-	1,717	2,030	2,030	3,955
01-6000-6312	Employee Benefits - Retirement	-	162	732	732	1,080
01-6000-6311	Workmen's Comp. Insurance	-	-	-	-	-
	Payroll Taxes & Benefits	-	2,094	-	-	6,784
	Total Personnel Cost:	76	4,990	6,808	15,932	28,784
01-6000-7122	Outside Service Fees	18,351	2,375	3,375	15,000	5,000
01-6000-7125	Taxes & Licenses	2,009	2,009	2,009	2,000	2,200
01-6000-7143	Professional Fees - Engineerin	-	-	-	-	1,200
01-6000-7144	Insurance	522	729	729	1,000	1,330
01-6000-7150	Operating Supplies	2,156	587	686	2,000	4,000
01-6000-7151	Fuels and Lubricants	6,613	3,039	4,000	5,000	6,000
01-6000-7184	Furn, Tools& Equipment Repairs	728	2,151	2,500	5,000	3,000
01-6000-7190	Utilities -Electric	11,372	7,959	9,729	10,000	12,000
	Total O&M	41,750	18,848	23,028	40,000	34,730
01-6000-7710	Capital Outlays	-	88,770	90,000	-	1,917
01-6000-7720	Capital Projects	-	-	-	-	-
01-6000-7730	Lease Purchase Payments	-	9,884	-	-	19,769
	Total Capital expenditures	-	98,654	90,000	-	21,686
	Total Expenditures	41,826	122,493	119,836	55,932	85,200
	Excess (Deficiency) of Revenues Over(Under) Expenditures	22,328	14,251	23,067.00	68	0

PERSONNEL COSTS:

ROADS 11-18-19

See Schedule

OPERATING & MAINTENANCE:

7122	OUTSIDE SERVICE FEES	5000
7125	TAXES AND LICENSES Gravel Pit Bond	2200
7143	PROFESSIONAL ENGINEERING FEES	1200
7144	INSURANCE Property & Liability	1330
7150	OPERATING SUPPLIES Signs, cones, etc.	4000
7151	FUELS AND LUBRICANTS Gas, Diesel, & Oil	6000
7184	FURN., TOOLS, & EQ. REPAIRS/MAINT. Wabco, Cat repairs & dump truck tires	3000
7190	UTILITIES -- ELECTRIC	12000
		<hr/> 34730

CAPITAL EXPENDITURES:

7710	CAPITAL OUTLAYS Road Grader Tires	1917
7720	CAPITAL PROJECTS	0
7730	Annual Lease Purchase Payments Road Grader	19769
		<hr/> 21686

Colorado City Metropolitan District

Water
2020 Budget

11/18/2019

Account
02-01-00

		12/31/2018 Prior Year Actual 2018	10/31/2019 Current Year Actual 2019	Current Year Forecast Actual 2019	12/31/2019 Budget 2019	Budget 2020
02-0100-4130	Impact Fees	49,000	52,500	56,000	35,000	45,000
02-0100-4131	Tap Fees	21,840	23,250	24,850	16,000	26,000
02-0100-4510	Charges for Services	-	-	-	-	0
02-0100-4515	Bulk Water	39,800	53,182	50,996	51,000	51,000
02-0100-4516	Set Up Fees	3,528	2,175	2,450	3,000	3,000
02-0100-4517	Penalties	7,792	6,238	7,460	5,000	5,000
02-0100-4910	Misc-Franchise Fees Etc	1,095	1,507	607	52,000	0
02-0100-5010	Grant/Loan Proceeds	319	180	180	750,000	750,000
02-0100-5110	Water Fees	695,331	645,505	730,506	774,000	770,000
02-0100-5200	Interest	522	597	747	1,000	500
02-0100-5300	Lease Income	45,933	47,881	47,880	-	51,000
02-0100-5601	Water Availability Charges (AOS)	171,056	169,381	169,741	171,000	170,000
02-0100-5700	Gain or Loss on Sale of Assets	-	-	-	-	-
02-0100-5910	Interfund Transfer (rent)	-	-	-	-	-
02-0100-5990	Fund Balance Used (Surplus)	10,481	-	-	-	-
	Total Revenue and OFS:	1,046,697	1,002,395	1,091,417	1,858,000	1,871,500
02-0100-6110	Salaries	111,056	100,409	138,218	138,218	132,703
02-0100-6112	Hourly Wages	98,826	98,664	108,556	108,556	106,475
02-0100-6114	Seasonal Wages	3,440	5,983	5,983	9,000	9,765
02-0100-6115	Overtime Pay	15,174	11,510	15,000	15,000	15,000
02-0100-6116	Doubletime	762	787	852	1,000	1,000
	Gross Payroll:	229,258	217,353	268,609	271,774	264,943
02-0100-6210	Payroll Taxes--FICA	13,977	13,186	16,654	16,850	16,426
02-0100-6211	Payroll Taxes-- Medicare	3,249	3,084	3,895	3,941	3,842
02-0100-6212	Payroll Taxes--SUTA	962	653	806	815	795
02-0100-6310	Employee Benefits -- Health Ins	57,600	70,556	88,607	88,607	73,280
02-0100-6311	Workman's Comp Insurance	14,304	15,548	15,548	11,024	13,075
02-0100-6312	Emp Benefits--Retirement	12,646	10,670	15,300	16,306	14,351
02-0100-6313	Emp Benefits--Accrued Vac Pa	(463)	-	-	-	-
02-0100-6314	Emp Benefits -- Accrued Sick P	797	-	-	-	-
02-0100-6320	Training	1,673	350	350	2,000	1,800
02-0100-6322	Travel & Lodging	963	442	442	1,500	-
02-0100-6323	Meals	420	-	-	500	-
	Payroll Taxes & Benefits:	106,127	114,489	141,601	141,544	123,569
	Total Personnel Cost:	335,385	331,842	410,210	413,318	388,512
02-0100-7110	Advertising	13	65	65	500	100
02-0100-7111	Bad Debt Write Offs	21,424	-	-	-	3,000
02-0100-7120	Bank Fees and Other Penalties	1,380	2,543	2,530	1,000	1,000
02-0100-7122	Outside Service Fees	71,843	56,951	70,000	75,000	75,000
02-0100-7124	Membership Dues	-	23	23	-	100
02-0100-7125	Taxes and Licenses	1,875	1,675	1,675	1,500	2,000
02-0100-7140	Professional Fees -- Accounting	-	-	-	-	-
02-0100-7141	Professional Fees -- Legal	10,613	6,598	8,000	8,000	12,000
02-0100-7143	Professional Fees -- Engineering	-	-	-	5,000	25,000
02-0100-7144	Insurance	35,286	27,059	27,059	36,000	40,000
02-0100-7150	Operating Supplies	161,334	155,600	220,000	220,000	220,000
02-0100-7151	Fuels & Lubricants	10,292	8,947	11,000	12,000	12,000
	Rent Expense					6,000
02-0100-7154	Office Supplies	340	70	70	250	250
02-0100-7155	Janitorial Supplies	244	-	-	250	250
02-0100-7184	Furn, Tools & Eq Repairs/Maint	6,270	6,815	7,495	8,000	10,000
02-0100-7186	Facilities Repairs/Maintenance	453	67	67	2,000	2,000

Colorado City Metropolitan District

Water
2020 Budget

11/18/2019

Account		12/31/2018 Prior Year Actual 2018	10/31/2019 Current Year Actual 2019	Current Year Forecast Actual 2019	12/31/2019 Budget 2019	Budget 2020
02-01-00						
02-0100-7190	Utilities-- Electric	118,669	80,242	100,642	95,000	100,000
02-0100-7191	Utilities-- Natural Gas	22,475	16,647	21,032	18,000	20,000
02-0100-7192	Utilities --Water	352	346	411	300	300
02-0100-7193	Utilities--Telephone	5,393	4,576	5,554	6,000	6,000
02-0100-7194	Utilities--Trash	1,590	1,325	1,590	1,500	1,500
02-0100-7500	Interest Expense	92,879	91,906	91,906	92,000	90,738
	Total O&M	562,725	461,455	569,119	582,300	627,238
02-0100-7710	Capital Outlays	-	7,712	600	750,000	750,000
02-0100-7720	Capital Projects	-	41,801	22,696	38,957	20,000
02-0100-7750	Annual Debt Payment	-	-	-	46,750	46,750
02-0100-7752	Capital Improvement Fund	-	-	20,000	20,000	20,000
	Depreciation					19,000
	Total Capital expenditures	-	49,513	43,296	855,707	855,750
	Interfund Oper Transfers -- Out	-	-	-	6,675	-
	Total Expenditures	898,110	842,811	1,022,625	1,858,000	1,871,500
	Excess (Deficiency) of Revenues					
	Over(Under) Expenditures	148,587	159,585	68,792	31,240	0
	Beginning Fund Balance - Unrestricted	31,240	-	179,827	-	248,618
	Ending Fund Balance - Unrestricted	179,827	-	248,618	-	248,618

PERSONNEL COSTS:

WATER

11/18/2019

See Schedule

OPERATING & MAINTENANCE:

7110	ADVERTISING Mandatory newspaper notices	500
7111	BAD DEBTS	
7120	BANK FEES Overdrafts, etc.	1,000
7122	OUTSIDE SERVICE FEES Caselle Support Mandatory lab tests Specialty Repair Services Electric	75000
7124	MEMBERSHIP DUES AWWA, CRWA, etc.	
7125	TAXES AND LICENSES Certification exams & renewals	1,500
7141	PROFESSIONAL FEES -- LEGAL Water Atty. Fees	8,000
7143	PROFESSIONAL FEES -- ENGINEERING	5,000
7144	INSURANCE Property & Liability	36000
7150	OPERATION SUPPLIES Chemicals	220000
7151	FUELS & LUBRICANTS Gas, Diesel, Oil	12000
7154	OFFICE SUPPLIES Copy paper, pens, etc.	250
7155	JANITORIAL SUPPLIES	250
7184	FURN., TOOLS, & EQ. REPAIRS/MAINT. Membrane, pumps, etc	8000
7186	FACILITIES REPAIRS/MAINTENANCE Furnace, garage doors, etc.	2000
7190	UTILITIES -- ELECTRIC	95000
7191	UTILITIES -- Natural Gas	18000

7192	UTILITIES -- WATER	300
7193	UTILITIES --TELEPHONE	6000
7194	UTILITIES -- TRASH	1500
7200	INTEREST EXPENSE Refunding Bonds	92000
		<u>582,300</u>

CAPITAL EXPENDITURES:

7710	CAPITAL OUTLAYS CWRPDA Grant	750000
7720	CAPITAL PROJECTS	20000
7750	DEBT SERVICE - US BANK	46750
7752	CAPITAL IMPROVEMENT FUND	20000
		<u>836,750</u>

Colorado City Metropolitan District

11/18/2019

Sewer 2020 Budget

Account		12/31/2018 Prior Year Actual 2018	10/31/2019 Current Year Actual 2019	Current Year Forecast Actual 2019	12/31/2019 Budget 2019	12/31/2019 Budget 2020
03-01-00						
03-0100-4130	System Development Charges	44,000	52,000	52,000	40,000	60,000
03-0100-4131	Tap Fees	9,900	11,700	11,700	9,000	13,500
03-0100-4910	Miscellaneous Income	537	1,249	1,249	-	500
03-0100-5010	Grant Proceeds	319	180	180	-	500
03-0100-5110	Fees Billed	514,665	528,310	612,445	584,000	630,000
03-0100-5200	Interest Income	188	350	485	200	200
03-0100-5202	AOS Collection Fees	4,740	-	2,500	1,500	1,500
03-0100-5601	AOS Fees	121,241	119,918	120,161	122,000	120,000
03--0100-5910	Interfund Transfers	3,494	-	-	-	-
	Total Revenue and OFS:	699,084	713,706	800,720	756,700	826,200
03-0100-6110	Salaries	74,218	70,547	101,826	101,826	98,431
03-0100-6112	Hourly Wages	74,573	42,344	43,039	43,039	76,319
03-0100-6114	Seasonal Wages	10,862	4,586	4,800	10,524	8,730
03-0100-6115	Overtime Pay	7,911	4,523	5,389	8,000	8,000
03-0100-6116	Double TimePay	390	313	1,000	1,000	1,000
	Gross Payroll:	167,954	122,312	156,054	163,389	192,480
03-0100-6210	Payroll Taxes - FICA	10,262	7,461	9,675	9,162	11,934
03-0100-6211	Payroll Taxes - Medicare	2,397	1,744	2,263	2,143	2,791
03-0100-6212	Payroll Taxes - SUTA	690	366	468	443	577
03-0100-6310	Employee Benefits - Health Ins	44,138	41,487	47,943	47,943	59,177
03-0100-6311	Workman's Comp. Insurance	4,100	7,889	7,889	8,528	8,784
03-0100-6312	Employee Benefits - Retirement	8,854	6,097	8,500	13,420	10,485
03-0100-6313	Employee Benefit - Accrued Com	638	-	-	-	-
03-0100-6314	Employee Benefit - Accrued Sic	31	-	-	-	-
03-0100-6320	Training	298	-	-	500	2,000
03-0100-6322	Travel andLodging	234	-	-	-	500
03-0100-6323	Meals	13	-	-	-	500
	Payroll Taxes & Benefits:	71,655	65,045	76,738	82,139	96,748
	Total Personnel Cost:	239,609	187,357	232,792	245,528	289,228
03-0100-7110	Advertising	13	65	65	250	100
03-0100-7111	Bad Debt Write-offs	15,564	-	-	-	3,000
03-0100-7120	Bank Fees and Other Penalties	5,182	4,095	125	4,500	4,900
03-0100-7122	Outside Service Fees	144,210	59,549	66,278	56,000	40,000
03-0100-7124	MembershipDues	-	23	23	-	100
03-0100-7125	Taxes and Licenses	3,581	3,337	3,336	2,500	3,500
03-0100-7141	Professional Fees - Legal	31,309	9,702	10,500	8,000	16,000
	Rent Expense					6,000
03-0100-7144	Insurance	19,835	16,262	16,262	23,100	25,000
03-0100-7150	Operating Supplies	24,566	37,714	46,298	25,000	40,000
03-0100-7151	Fuels and Lubricants	11,388	8,426	10,500	12,000	12,000
03-0100-7154	Office Supplies	340	70	70	300	300
03-0100-7155	JanitorialSupplies	319	-	137	500	500
03-0100-7184	Furn, Tools& Equipment Repairs	5,336	11,506	12,506	3,000	5,000
03-0100-7186	FacilitiesRepairs/Maintenance	562	1,197	2,100	2,500	5,000
03-0100-7190	Utilities -Electric	57,608	32,189	43,000	60,000	45,000
03-0100-7191	Utilities -Natural Gas	4,423	3,717	4,742	3,800	4,500
03-0100-7192	Utilities -Water	352	346	721	300	300
03-0100-7193	Utilities -Telephone	4,106	3,352	4,026	4,000	4,000
03-0100-7194	Utilities -Trash	1,350	1,125	1,237	1,415	1,500
03-0100-7500	Interest Expense	31,288	38,807	29,495	29,495	36,851
	Total O&M	361,332	231,481	251,421	236,660	253,551

Colorado City Metropolitan District

11/18/2019

**Sewer
2020 Budget**

Account		12/31/2018 Prior Year Actual 2018	10/31/2019 Current Year Actual 2019	Current Year Forecast Actual 2019	12/31/2019 Budget 2019	12/31/2019 Budget 2020
03-01-00						
03-0100-7710	Capital Outlays	-	17,485	17,485	99,000	18,000
03-0100-7720	Capital Projects	-	19,287	16,702	17,600	18,000
03-0100-7721	Debt Payment Admin Fees	16,025	895	895	15,028	-
03-0100-7730	Lease Purchase Payments	-	85,633	111,885	11,984	117,008
03-0100-7750	Annual DebtPayment	-	93,378	102,000	102,000	101,628
03-0100-7751	Capital Improvement Fund	-	-	-	22,400	18,000
	Depreciation					10,000
	Total Capital expenditures	16,025	216,678	248,967	268,012	282,636
03-0100-7910	Interfund Oper Transfers -- Out	-	-	-	6,675	-
	Total Expenditures	616,966	635,515	733,180	756,875	825,415
	Excess (Deficiency) of Revenues					
	Over(Under) Expenditures	82,118	78,191	67,539	(175)	785
	Beginning Fund Balance - Unrestricted	106,963	-	189,081	-	256,621
	Ending Fund Balance - Unrestricted	189,081	-	256,621	-	257,406

PERSONNEL COSTS:

SEWER 11/18/2019

See Schedule

OPERATING & MAINTENANCE:

7110	ADVERTISING	100
7111	BAD DEBTS	3000
7120	BANK FEES & OTHER PENALTIES	4900
7122	OUTSIDE SERVICE FEES	40000
7125	TAXES AND LICENSES Discharge permit, certification, etc.	3500
7141	PROFESSIONAL FEES - LEGAL	16000
7144	INSURANCE Property & Liability	25000
7150	OPERATING SUPPLIES Chemicals	40000
7151	FUELS & LUBRICANTS Gas, Diesel, Oil	12000
7154	OFFICE SUPPLIES	300
7155	JANITORIAL SUPPLIES Cleaning supplies	500
7184	FURN., TOOLS, & EQ. REPAIRS/MAINT.	5000
7186	FACILITIES REPAIRS/MAINTENANCE Misc. Projects	5000
7190	UTILITIES -- ELECTRIC	45000
7191	UTILITIES -- Natural Gas	4500
7192	UTILITIES -- WATER	300
7193	UTILITIES --TELEPHONE	4000
7194	UTILITIES -- TRASH	1500
7200	INTEREST EXPENSE Refunding Bonds, Wells Fargo - See Schedule	<u>36351</u>
		246951

CAPITAL EXPENDITURES:

7710	CAPITAL OUTLAYS	18000
7720	CAPITAL PROJECTS	18000
7721	DEBT PAYMENT ADMIN FEES	0
7730	LEASE-PURCHASE PAYMENTS	117008
7750	ANNUAL DEBT PAYMENT Wells Fargo, Refunding Bonds See schedule	101628
7752	CAPITAL IMPROVEMENT FUND	<u>18000</u> 272636

Colorado City Metropolitan District
Property Management Fund
2020 Budget

11/18/2019

Account		12/31/2018	Current Year	Budget
05-00-00		Prior	Forecast	2020
		Year Actual	Actual	
		2018	2019	
05-0000-5010	Contributions	-	-	-
05-0000-5200	Interest	-	-	-
05-0000-5700	Gain/Loss on Sale of Assets	8,100	16,000	-
05-0000-5910	Interfund Transfers	-	-	-
05-0000-5990	Fund Balance Used (Surplus)	-	-	-
	Total Revenue and OFS:	8,100	16,000	-
05-0000-7010	Cost of Property Sold	9,740	13,230	-
05-0000-7122	Outside Service Fees	-	-	-
05-0000-7125	Taxes & Licenses	-	-	-
05-0000-7150	Operating Supplies	-	-	-
05-0000-7200	Interest Expense	-	-	-
	Total O&M	9,740	13,230	-
05-0000-7910	Interfund Oper Transfers -- Out		-	-
05-0000-7710	Capital Outlays	-	-	-
05-0000-7720	Capital Projects	-	-	-
	Total Capital expenditures	-	-	-
	Total Expenditures	9,740	13,230	-
	Excess (Deficiency) of Revenues			
	Over(Under) Expenditures	(1,640)	2,770	-
Beginning Fund Balance - Unrestricted		(1,370)	(3,010)	(240)
Ending Fund Balance - Unrestricted		(3,010)	(240)	(240)

Colorado City Metropolitan District
Conservation Trust Fund (Lottery)
2020 Budget

11/18/2019

Account		Prior Year Actual 2018	Current Year Forecast Actual 2019	Budget 2020
10-00-00				
10-0000-5010	Grant Proceeds	28,806	15,264	133,000
10-0000-5200	Interest Income	6	-	-
10-0000-7910	Interfund Operating Transfers	-	-	-
	Total Revenue and OFS:	28,812	15,264	133,000
10-0000-7710	Capital Outlays	36,325	-	-
	Total Capital expenditures	36,325	-	-
10-0000-7910	Interfund Oper Transfers -- Out	-	-	-
	Total Expenditures	36,325	-	133,000
	Excess (Deficiency) of Revenues Over(Under) Expenditures	(7,513)	15,264	0
Beginning Net Assets - Restricted		8,813	1,300	13,964
Ending Net Assets - Restricted		1,300	13,964	13,964

Colorado City Metropolitan District
Capital Improvements Fund- Sewer
2020 Budget

11/18/2019

Account		Prior	Current Year	Budget	Budget
16-00-00		Year Actual	Forecast	2019	2020
		2018	Actual		
			2019		
16-0000-5011	Contributions	-	22,400	22,400	18,000
16-0000-5200	Interest	-	-	-	-
	Total Revenue and OFS:	-	22,400	22,400	18,000
16-0000-7710	Capital Outlays	-	-	-	-
16-0000-7720	Capital Projects	-	-	-	-
	Total Capital expenditures	-	-	-	-
16-0000-7910	Interfund Oper Transfers -- Out		-	-	-
	Total Expenditures	-	-	-	-
	Excess (Deficiency) of Revenues				
	Over(Under) Expenditures	-	22,400	22,400	18,000
Beginning Net Assets - Restricted		-	-	-	22,400
Ending Net Assets - Restricted		-	22,400	-	40,400

Colorado City Metropolitan District
Capital Improvements Fund- Water
2020 Budget

11/18/2019

Account		Prior	Current Year	Budget	Budget
17-00-00		Year Actual	Forecast	2019	2020
		2018	Actual		
			2019		
17-0000-5011	Contributions	-	20,000	20,000	20,000
17-0000-5200	Interest	-	-	-	-
	Total Revenue and OFS:	-	20,000	20,000	20,000
17-0000-7710	Capital Outlays	-	-	20,000	-
17-0000-7720	Capital Projects	-	-	-	-
	Total Capital expenditures	-	-	-	-
7910	Interfund Oper Transfers -- Out		-	-	-
	Total Expenditures	-	-	20,000	-
	Excess (Deficiency) of Revenues				
	Over(Under) Expenditures	-	20,000	-	20,000
Beginning Net Assets - Restricted		-	-	-	20,000
Ending Net Assets - Restricted		-	20,000	-	40,000

Colorado City Parks and Recreation 2020 Swimming Pool Schedule

5000 Cuerno Verde Rd. 676-3059

POOL OPENS:		Friday, May 29
OPEN SWIM HOURS:	Tuesday through Saturday	12:30 – 4:30
	Monday	6:00 – 8:00
DAILY ADMISSIONS:	Monday-Saturday	\$3.00
	Punch Pass	12/\$30.00
	Children 3 and under	FREE
SEASON POOL PASS:		\$100.00/person \$225.00/family

SWIM LESSONS: Registration forms are available at the Parks and Recreation office at 5000 Cuerno Verde, the Colorado City Metro District office at 4497 Bent Bros. Blvd. or online at www.colorado.gov/cocityparksandrec

Each session is \$35.00 per student	Session 1 is June 1 to June 11
	Session 2 is June 15 to June 25
	Session 3 is July 6 to July 16
	Session 4 is July 20 to July 30

LAP SWIM:	Monday through Friday	7:00 to 8:00am
AEROBICS:	Monday through Friday	8:00 to 9:00am

We Rent for Your Event or Party!! Call us at 676-3059

Pool Party Pricing: Based on a 2-hour party

Up to 25 Swimmers: \$100
26 to 50 Swimmers: \$150
51 to 75 Swimmers: \$200
76 to 100 Swimmers: \$250

****POOL SCHEDULE IS SUBJECT TO CHANGE****



Greenhorn Meadows Park
Athletic Field Advertising

Colorado City Parks and Recreation is offering advertising on the outfield fence of the athletic fields at Greenhorn Meadows Park. The park is the host to many leagues and tournaments every year. This is a great way to promote your business while helping support the community. To advertise your business or for more info, please contact the Parks and Rec office at 719-676-3059.

4' X 8' Sign, West Field

\$300 for the 1st year- \$500 annually after first year

3' X 8' Sign, East Field

\$200 for the 1st year- \$400 annually after first year

4' X 4' Sign

\$100 for the 1st year- \$300 annually after first year

Sign to be provided by the advertiser. Acknowledgement on our website will be provided with each advertisement.

The time frame billed will be a calendar year.



Holly Dot Golf Course Fee schedule for 2020

Weekday Rates Monday- Thursday

18 Holes/walking \$23

With a cart \$36

9 Holes/walking \$14

With a cart \$21

Friday Rates

18 Holes /walking \$24

With a cart \$37

9 Holes /walking \$15

With a cart \$22

Weekend Rates

18 Holes/walking \$29

With a cart \$42

9 Holes/walking \$15

With a cart \$25

Junior Rates

18 Holes \$10

9Holes \$6

Twilight Rates after 1PM and 2pm weekends

With a cart \$30

Tuesday/Thursday Special

18 Holes with cart \$25 less than 4 players \$30

Annual Membership

\$495 for Primary

\$250 for spouse

\$500 to use personal cart

\$50 for first under 18

\$10 for additional

There will be a \$2 trail fee for every 9 Holes played

10 Round punch card for 18 holes with cart

\$320

10 round punch card for 9 holes with cart


\$160



COLORADO CITY METROPOLITAN DISTRICT CAMPGROUND RULES

This campground is administered by the Colorado City Metropolitan District. For reservations, go to (website TBD). For group reservations, call the Parks & Rec. office at (719) 676-3059. **FOR MEDICAL, FIRE, OR LAW ENFORCEMENT EMERGENCY, CALL 911.** The Pueblo County Sheriff can also be reached at (719) 546-1123 or (719) 583-6250.

1. The registration process to stay at the campground is self-service. Follow this procedure:
 - a. Reservations need to be made at (website address TBD). Reservations can be made ahead of time or upon arrival if space is available.
 - b. Drive into the campground and find an unoccupied and unreserved campsite. Camp only in the numbered campsites!
 - c. If you need assistance with reservations and camp host is unavailable please call the camp host at (TBD)
 - d. Payment is required prior to camping
2. Daily check out time will be 12:00pm. Daily check in time is 1:00pm. It may or may not be possible to re-register for a site depending on reservations.
3. Trailers, campers, and tents must be occupied daily.
4. Maximum camping equipment per site is one camper and 1 tent or 2 tents.
5. Fires may or may not be allowed. Please check for postings at the registration pedestal from the Rye/Colorado City Fire Department. If fires are allowed then they must be in the existing grills or campfire circles ONLY! Use only charcoal or wood that is brought in. Do not cut firewood from the park area.
6. Do not litter. The trash dumpster is available if the campground is open. Campsites must remain clean and free of trash and clutter.
7. Do not climb on cliffs or into caves. (Any person caught breaking this rule will be escorted from the campground and forfeit any fees paid)
8. Do not drive off designated roads. Failure to obey the posted speed limit signs will terminate your stay and you will forfeit fees paid.
9. Pets must be on a leash! Any unleashed pet found will be turned over to the Pueblo County Animal Control. Please clean up after your pet.
10. Do not drink the creek water.
11. Use of firearms is strictly prohibited. No fireworks are allowed.
12. Fishing in creek is permitted with valid Colorado fishing licenses only.
13. Quiet time is after 10:00 p.m. No loud music, noise, or disturbances please.
14. The Colorado City Metro District is not responsible for accidents or theft in the campground. Do not leave children unsupervised.
15. Group reservations must be made in advance and require a reservation form



16. Absolutely NO DRUGS including Marijuana!

FACILITIES AVAILABLE IN THE AREA

Hollydot Golf Course, call for tee times (719) 676-3341

CCMD Swimming Pool, Call 676-3059 for more information. 2 free passes to the pool with paid campsite.

Lake Beckwith, 1.4-mile walking path, Division of Wildlife stocked facility, Colorado Fishing License required. All dogs must be on a leash!

Camping Rates

Electric Sites- \$30

Non-Electric- \$20

Dump Station- \$10/pd customers. \$15/non-customers

November 13, 2019

Mr. James Eckert
Colorado City Metro District
4497 Bent Brothers Blvd
Colorado City, CO 81019

Dear Mr. Eckert,

I am offering my volunteer participation in the Colorado City Architectural Advisory Committee. In my past I have:

- Passed the Arizona State Real Estate Sales Exam, although it was never activated
- Had a good working relationship with Joan Armstrong, Director of Pueblo County Planning and Development
- Worked with the Colorado City Covenants, and have a good understanding of how they are set up
- Worked with Pueblo County Mapping Department on the Colorado City real estate database, and have copies of the database
- Obtained from the Pueblo County Mapping Department maps of the Colorado City area showing the unit locations and lot numbers

My work experience includes many years' experience in management positions including:

- Operations Officer of First National Bank of Omaha: Accountant for the Mortgage Loan Department, Director of Operations for VISA Department, Department Head of Bookkeeping and Customer Service
- Director of Operations for a Midwest retail store chain
- Vice-President of Operations and National Accounts for a retail store fixture manufacturing company

When I joined Hewlett-Packard, I was the lead account manager for a large hospital purchasing group. My third year, after being named Account Manager of the Year from a group of over 250 sales people, I was promoted to Assistant to the Director of Small Medium Business sales.


After five years, and some reorganization, my concentration was Fraud Investigation and watching the daily sales activity for Small Medium Business, Enterprise and Government Sales at HP, almost all the computer sales in the company. That position required the analysis of large Excel databases and watching for patterns of suspect activity.

In 2009, when Hewlett-Packard moved their sales operation to Albuquerque, NM, and closed their Colorado Springs facility, I retired from HP.

With the combined experience of serving customers, operating databases and working with the Pueblo County Planning and Mapping Departments, the CCAAC looks like a good synergistic match for my experience and the needs of the Metro District.

If accepted, I look forward to serving the District.

Sincerely,



Larry A Berg
6620 Thacker Road
Rye, Colorado 81069
Home Phone: 719-676-4280
Cell Phone: 719-251-2505
Email: larry@ghvalley.net

6620 Thacker Road
Rye, CO 81069

Cell: 719-251-2505
Home 719-676-4280
email: larry.berg@ghvalley.net

Compliance and Controls

Hewlett-Packard, Colorado Springs, CO.

5/05 To 2009 Fraud Investigator, Reviewed virtually all HP sales data for Small-Medium Businesses, Enterprise, Public Sector and Federal sales groups for possible internal fraud processes and external orders that could be exported or subjected to gray market activity. Reported violations, stopped shipments in process and terminated accounts as necessary.

Assistant to Director of Inside Sales

8/04 Hewlett-Packard, Colorado Springs, CO.

To Sales Analysis and Planning. Sales forecasting and auditing. Investigate periodic sales problems for the Director.
5/05 Audit for Fraud.

Account Manager

9/02 Hewlett-Packard, Colorado Springs, CO.

to Small Medium Business Account Manager. Account Manager of the Year for 2003.

8/04

Account Executive – Telephone Company

6/98 McLeod USA, Pueblo, CO.

to Responsible for selling telephone services in Pueblo, Canon City, Penrose, Florence, Trinidad and Walsenburg.
4/02 Trained in T-1 circuits, DSL, local and long distance circuits.

6/97 Business Analyst – HMO

to Foundation Health Systems (QualMed), Pueblo, Colorado

3/98 Responsible for Electronic Data Interface on the AMISYS computer software conversion team.

Senior Security Representative – Commercial Alarm Company

Wells Fargo Alarm Services, Kansas City, MO

6/85 Worked with large commercial accounts on intrusion, fire, CCTV and computerized card access systems.

to Responsible for system design, costing and sales on digital, multiplexed, fiber optic and ISDN transmission

6/97 systems. Computer resource person for the branch. Initiated the branch entering into the fiber optic installation business and arranged training. Specialized in high security and internal theft cases. Highly trained in UL Certified fire and security systems required for jewelry stores and Department Of Energy facilities. Specified fire systems in accord with Americans With Disabilities Act. Worked with FBI Labs in Quantico, VA, on video court evidence and requirements for banks and jewelry stores. Occasionally worked with Sandia Labs in Albuquerque, NM and Military Intelligence at U S Army Disciplinary Barracks at Fort Leavenworth, Kansas, on special projects. Regular customers included Allied Signal, Fleming Foods, large manufacturing and warehousing companies and largest jewelers in Kansas City. Wells Fargo Alarm sold to ADT around 1998.

10/84 General Manager – Manufactured Hotel/Motel furniture

to Chicago Furniture Manufacturing, Co., Tucson, Arizona

3/85 Principle responsibility over accounting, traffic and purchasing. Company no longer in business.

Vice President of Operations and National Accounts – retail store fixtures

Omaha Fixture Manufacturing Co., Inc., Omaha, Nebraska

3/76 In charge of sales, personnel, shipping/receiving, finished goods, and wholesale warehousing. Initiated and

to developed a national market for our products. Traveled extensively over the eastern half of the United States and

8/84 accomplished nationwide distribution of our products to Macy's, May Co., Mercantile Corporation, Edison Brothers, Army/Air Force Exchange Service, many other chain stores and many independents.

Operations Manager – Regional Chain of Men’s Clothing Stores

2/72 Jerry Leonard, Inc., Omaha, Nebraska
 to In charge of personnel, computer inventory, warehousing, shipping/receiving, security and Purchasing of supplies
 3/76 and equipment. Responsible for locating new retail store sites in various cities. Researched and selected store locations through observation and city traffic counts, negotiated and signed leases, determined store inventory mix, designed store layout, purchased store fixtures, drew floor plans to be used as blueprints for the general contractor, and supervised the construction and set up of stores at the new sites. Stores were located in Nebraska, Kansas, Missouri, Colorado. Jerry Leonard sold to Allied Stores around 1985. Previous owner is now deceased.

Operations Officer

5/66 First National Bank of Omaha, Omaha, Nebraska
 to After two year training program was a member of a management troubleshooting team. Director of Operations of
 2/72 Visa Department (125 employees). Department Accountant for Mortgage Loan Department. Oversaw the final construction of the five bank floors of our new 21 story office building including the auditing of the power requirements and locations of walls. Worked with Northwestern Bell Telephone to design and install a new phone system for 550 personnel. In charge of developing and executing a plan to move the entire bank including all existing furniture. That move was completed as designed.

9/63 University of Nebraska at Omaha

to Courses in Business Administration. Probably a year and a half of courses to complete a degree.

5/65

11/59 US Air Force

To Crypto and teletype Repair. Top Secret/Crypto Clearance.

9/63

Personal

Married.

Hobbies

Research. Ham Radio. Emergency Services Volunteer. Music, electronics, working on and building our 80 acre ranch.

Community Activities:

Graduate of the Pueblo County Sheriff’s Citizens Academy – 2010.

Work with Greenhorn Valley Neighborhood Watch.

Member of Amateur Radio Emergency Service (ARES) connected to the Pueblo and Huerfano County Emergency Operations Centers. As needed, work with fire, flood, storm and other emergencies. Currently have a General amateur radio license.

Former Associate Member of ACFE, Association of Certified Fraud Examiners, while at HP.

Operate a mammoth donkey rescue for that endangered species (2,000 to 3,000 left in the world).

Headed a successful effort to stop a gun shooting range at Graneros Gorge Park. The range would have closed the park access to the public at the gazebo and was unsafe for family activities and horseback riding. Lead abatement following shut- down might have cost the Metro District over two million dollars. During that effort I developed a great working relationship with Joan Armstrong, Director of Pueblo County Planning and Development.

When in Arizona, passed the Arizona State Real Estate Agent Exam but never activated the license.

Have taken a course in Grant Writing from Community Resources in Denver. I understand the process and guidelines, but am not proficient at it.

April 15, 2019

Colorado City Metro


Board of Directors

Dear Sirs,

I am requesting to serve on the Colorado City Architectural Committee.

Thank You,

Ken Gennetta

A handwritten signature in black ink, appearing to read "Ken Gennetta", with a horizontal line extending to the right.



Dear Board of Directors,

I am asking to allow paying Gary Galloway for his vacation time this year 2019 in the amount of 102 hours, Due to him not being able to take vacation with being two operators down since the beginning of May. Gary has been able to cover water and sewer plants without using any time sick or annual and will not be able to schedule any time between now and the end of the year. We are down one operator and the other operator scheduled with his vacation time for two weeks in December. Since we have not had to pay overtime to any other employees and Gary being a salary employee there is money in the budget for the request.

Thanks

A handwritten signature in black ink, appearing to read "James P. Eccher". The signature is written in a cursive style with a long horizontal stroke at the end.

James P Eccher
District Manager

COLORADO CITY METROPOLITAN DISTRICT
RECORD OF PROCEEDINGS
BOARD OF DIRECTORS MEETING

A regular meeting of the Board of Directors of the Colorado City Metropolitan District was held Tuesday, November 12, 2019, at 6:15 p.m.

1. CALL TO ORDER. Chairperson Kraus called the meeting to order at 6:55 p.m.
2. PLEDGE OF ALLEGIANCE
3. MOMENT OF SILENT REFLECTION
4. QUORUM CHECK.

Chairperson Terry Kraus
Secretary Greg Collins
Treasurer Harry Hochstetler
Director Bob Cook
Director Neil Elliot

Also in attendance:

Jim Eccher, District Manager
Yvonne Barron, Finance Director
Donny Scheid, Public Works
Josh Briggs, Parks and Recreation
Gary Golladay, Water and Sewer
Marc Anzlovar, Hollydot Golf Course
Prim Ivan, Hollydot Golf Course

5. APPROVAL OF AGENDA: Mr. Cook made a motion to amend the agenda to delete Agenda Item: Acceptance of Prim Ivan notice of retirement. Mr. Elliot seconded the motion. All voted in favor and the motion passed.
6. APPROVAL OF MINUTES: Study Session and Regular Meeting September 24, 2019: Mr. Cook made a motion to approve all the minutes, and Mr. Collins seconded the motion. All others voted in favor and the motion passed.
7. BILLS PAYABLE: Mr. Cook made a motion to pay the bills, and Mr. Elliot seconded the motion. All voted in favor and the motion passed.
8. FINANCIAL REPORT:
9. OPERATIONAL REPORT:
Mr. Eccher gave the operations report.
The golf course had less rounds played in October compared to 2018, but overall revenue is up for the year. Work is being done on the carts.
Volleyball has started for Parks & Rec with 35 players participating. The recent snowfall has caused a lot of tree damage. The crew is working to get this cleaned up. At the Rec Center, the new door has been ordered and the sidewalk will be completed as weather permits. A new website is being looked at for the campground. All reservations and payments would be handled online.
The Beckwith water plant produced almost 17 million gallons of water in October. The plant discharged 2.5 million gallons. Cold Springs plant produced 1.6 million gallons. Power Outages caused problems at both plants. The wastewater plant processed an average of 356,000 daily, which is close to the capacity of 400,000.
Facebook has been used to notify people of recent water outages due to breaks. Hopefully, it will be a useful tool going forward for scheduled outages for meter installs. Mr. Cook stated the 100,000 needs to go into the holding pond used by the golf course and the ball fields. This would lower the demand on the sewer plant and keep it within regulations. Mr. Golladay said the engineer was working on the matter and could be done about 5-6 weeks after state approval was received. Mr. Scheid hoped to have it resolved before March.
10. READING BY THE CHAIRPERSON OF THE STATEMENT OF CONDUCT AND Demeanor:
Read by Chairperson Kraus
11. CITIZENS INPUT:
None

Mr. Kraus paused the regular hearing to go into the public hearing at 7:22 p.m.

12. PUBLIC HEARING:

Resolution 16-2019 CCAAC

Mr. Eccher read the resolution. The board discussed that all complaints would be looked into, even anonymous ones. Mr. Cook said architectural plans do not need to be stamped. Mr. Kraus asked if there was a maximum on the numbers of members on the board. There is no maximum, just a minimum of three members. Mr. Kraus adjourned this public hearing at 7:39 p.m.

Resolution 17-2019 Expedited Road Rate Fees Revised

Mr. Kraus opened this public hearing at 7:39 p.m. Mr. Eccher read the resolution. The rates would be raised for the first 500 feet of road to cover the cost to CCMD. Mr. Kraus closed this hearing and returned to the regular meeting at 7:50

13. AGENDA ITEMS:

Resolution 16-2019 CCAAC

Mr. Cook made a motion to approve Resolution 16-2019 with the changes of taking out Stamped with in Section 2, and Mr. Elliot seconded the motion. All voted in favor and the motion passed.

Resolution 17-2019 Expedited Road Rates

Mr. Cook made a motion to approve Resolution 17-2019 with the change of adding "an expedited" under G. Mr. Collins seconded the motion. All voted in favor and the motion passed.

Grader Tires and Rims

Mr. Cook made a motion to squash this item. Mr. Collins seconded the motion. All voted in favor and the motion passed. Mr. Elliot made a motion to buy the rims now since they may not be available later and look at tires in 2020. Mr. Hochstetler seconded the motion. Mr. Hochstetler wants to see a better breakdown of the numbers. Four voted in favor of the motion, Mr. Cook opposed. The motion passed.

Acceptance of schedule of meetings for November and December

Mr. Cook made a point of order that this needs no action taken. Mr. Kraus said after the December 10th meeting, the December 31st meeting could be discussed.

14. ATTORNEYS REPORT

None

15. EXECUTIVE SESSION:

None.

16. OLD BUSINESS:

Mr. Hochstetler praised Prim Ivan and the entire staff at Hollydot Golf Course. The course won silver in The Best of Pueblo this year.

16. NEW BUSINESS:

Mr. Eccher wants the board to entertain the idea of hiring a real estate attorney. He would like a local attorney. With the new CCAAC, issues with the covenants may need legal advice, or even an in-person meeting and paying an attorney to come from Boulder would be expensive. He thinks he can get input from SDA on who would suit CCMD needs. Mr. Cook made a motion to instruct Mr. Eccher to research a real estate attorney, Mr. Collins seconded the motion. All voted in favor and the motion passed.

Mr. Elliot said he had been to the recent county commissioners meeting and talked with the commissioners. They seem excited to work with CCMD and the Greenhorn Valley.

Mr. Eccher wants to thank the voters who helped passed the ballot issue. CCMD will now be able to accept 1A funds from Pueblo County.

17. CORRESPONDENCE:

18. ADJOURNMENT. Mr. Collins made a motion to adjourn the meeting, and Mr. Cook seconded the motion. There being no further business before the Board, Mr. Kraus adjourned the meeting at 8:15 pm.

COLORADO CITY METROPOLITAN DISTRICT

Greg Collins, Secretary

ATTEST:

Harry Hochstetler, Treasurer

Approved this 26th day of November, 2019.

These minutes are not verbatim to the meeting and should not be considered a complete record of all discussions during the meeting. For complete proceedings and statements, please refer to the video or audio recording of the meeting.

COLORADO CITY METROPOLITAN DISTRICT
RECORD OF PROCEEDINGS
BOARD OF DIRECTORS STUDY SESSION

A study session of the Board of Directors of the Colorado City Metropolitan District was held Tuesday, November 12, 2019, at 6:06 p.m.

1. QUORUM CHECK.

Chairperson Terry Kraus
Secretary Greg Collins
Treasurer Harry Hochstetler
Director Bob Cook
Director Neil Elliot

Also in attendance:

Jim Eccher, District Manager
Yvonne Barron, Finance Director
Donny Scheid, Public Works
Josh Briggs, Parks and Recreation
Gary Golladay, Water and Sewer
Marc Anzlovar, Hollydot Golf Course
Prim Ivan, Hollydot Golf Course

2. AGENDA ITEMS:

a. DOW wanting to have Controlled Lethal take hunt for Geese over population

Mr. Scheid said the local DOW officer feels the migratory population of geese has moved to another location. His concern is the native population that hatched here and has never left. The goose hunting season is from November 2nd to February 16th. He would like to do a controlled hunt. The hunter would be accompanied by a DOW officer and the number of hunters would be low. Mr. Cook feels a hunt within the district would be a problem.

b. Retirement of Prim Ivan

Mr. Eccher informed the board that Prim Ivan is retiring as the golf pro at Hollydot Golf Course. His last day will be January 3, 2020.

c. Easement for SIEA through greenbelt

Mr. Eccher talked about an easement SIEA is proposing off of Colorado Blvd to provide access to a new home. Mr. Cook thinks the power should be run along the road instead of going through greenbelt.

d. Grader Tires

Mr. Scheid said the new grader needs new tires. The current ones are sand tires. His proposal would be for used rims and new tires. With install labor the cost would be \$14303. Mr. Cook said the grader was inspected when bought and the tires were not brought up at that time. He also thought chains for the current tires would be a better solution. Mr. Scheid said there would be a trade in value for the current rims.

e. Resolution 16-2019 CCAAC

Mr. Eccher presented the resolution to the board.

f. Resolution 17-2019 Expedited Road Rates

Mr. Eccher said this was an amendment to the current roads resolution. The cost for the first 500 feet would be changed to \$2500 to cover CCMD costs such as culverts, surveying, stop signs, and road signs. For each 500 feet after that, it would be \$1000.

g. Set up meeting schedule for Public Hearings, adoption of 2020 budget, 2019 budget amendment, fees for swimming pool and golf course fees.

Mr. Eccher proposed a public hearing on November 26th for the 2020 budget, amending the 2019 budget, rate changes for the pool and golf course, and rule changes for the campground. On December 10th, the 2020 budget would be adopted if needed. Also, the 2019 budget amendment. Discussion was had about the second December meeting. The scheduled date is December 31st.

3. ADJOURNMENT. There being no further business before the Board, Mr. Kraus adjourned the meeting, at 6:55 pm.

COLORADO CITY METROPOLITAN DISTRICT

Terry Kraus, Chairman

ATTEST:

Greg Collins, Secretary

Approved this 26th day of November, 2019.

These minutes are not verbatim to the meeting and should not be considered a complete record of all discussions during the meeting. For complete proceedings and statements, please refer to the video or audio recording of the meeting.

November 5, 2019

Colorado City Manager and Board of Directors,

Concerns within the limits of Colorado City:

- 4128 Ouray they have brought in a box trailer/container and parked it next to the house. This is not a "moving type" container it will be used for storage. This makes everyone's property value decrease. And is very unsightly. Is this against the covenants and who will enforce them?
- South side of Colorado Blvd. The landmark being the "school crossing sign". The person has installed reflector markers on both sides of the road. They have moved a travel trailer down into the raven. Last week they couldn't get their truck into the site because of all the snow. So they chained up at ATV to get water and supplies to the trailer. Has anyone been in contact with this squatter?
- Lot on Hwy 181 past Geronimo on the West side person has moved a pop up camper and enclosed trailer which has been there since June. No sign of building.
- House on Hwy 181 past Geronimo on East side of the road two trailers without proper plates many abandoned cars.

Thank you in advance for looking into these concerns.

